


**Teacher Supply in California
A Report to the Legislature
Eighth Annual Report
2004-05**



**Submitted Pursuant to Chapter 381
Statutes of 1999**

**California Commission on Teacher Credentialing
State of California
2006
Report 06-01**

**Teacher Supply in California
A Report to the Legislature
Eighth Annual Report
2004-05**



**Arnold Schwarzenegger, Governor
State of California**

**Prepared by:
Steve Burke, Research Analyst
Certification, Assignment and Waivers Division
Marilyn Errett, Ed.D.
Office of Governmental Relations
April, 2006**



**MEMBERS OF THE CALIFORNIA
COMMISSION ON TEACHER CREDENTIALING**

Members of the Commission

| | |
|----------------------------|---|
| Banker, Catherine | Public Representative |
| Cordeiro, Paula | Public Representative |
| Dodge, Cindy | Non-Administrative Services Credential Holder |
| Gomez, Guillermo | Teacher |
| Grant, Gloria | Teacher |
| Kenney, John | Teacher |
| Littman, Leslie | Designee, Office of the Superintendent of Public Instruction |
| Molina, Aida | Administrator |
| Pearson, David | Faculty Representative |
| Schwarze, Leslie P. | School Board Member |
| Stordahl, Jon | Teacher |
| Vacant | Teacher |
| Vacant | Teacher |
| Vacant | Public Representative |

Ex-Officio Members

| | |
|-------------------------------|--|
| McGrath, Marilyn T. | California Postsecondary Education Commission |
| Symms Gallagher, Karen | Association of Independent California Colleges and Universities |
| Waite, Athena | Regents, University of California |
| Young, Beverly | California State University |

Executive Officer

| | |
|-----------------------------|---------------------------|
| Swofford, Sam, Ed.D. | Executive Director |
|-----------------------------|---------------------------|

Table of Contents

| | Page |
|---|------|
| Executive Summary | 1 |
| Table 1 (Summary) – Credentials Issued upon Recommendation of a California Institution of Higher Education (IHE) by Institution Type | 14 |
| Table 1 – Credentials Issued upon Recommendation of a California IHE by Institution | 15 |
| Table 1A (Summary) – Internship Credentials Issued upon Recommendation of a California IHE by Institution Type | 18 |
| Table 1A – Internship Credentials Issued upon Recommendation of a California IHE by Institution | 19 |
| Table 2 – District Interns Recommended for Professional Clear Credentials | 21 |
| Table 3 – Credentials Obtained by Out-of-State Trained Teachers | 25 |
| Table 4 – Comparison of Credentials and Emergency Permits Issued | 26 |
| Table 5 – Certificates, Permits, and Waivers Requested by Counties and Agencies..... | 28 |
| Appendix – Types of Credentials and Permits within this report | 239 |

Teacher Supply in California 2004-2005

A Report to the Legislature

Executive Summary

Determining teacher supply in California is essential for policy makers as they analyze how current statutes and policies impact teacher recruitment, teaching incentives and teacher preparation. This report provides data collected by the California Commission on Teacher Credentialing (Commission) and addresses several questions regarding the supply of teachers newly available to teach in California classrooms.

This report is provided in response to Assembly Bill 471 (Scott, Chapter 381, Statutes of 1999) signed by Governor Davis effective January 1, 2000. AB 471 requires that the California Commission on Teacher Credentialing report to the Governor and the Legislature each year on the number of teachers who received credentials, certificates, permits and waivers. The report includes the type and number of documents issued authorizing service to teach in California public schools or schools under public contract for fiscal year 2004-05. The report incorporates the requirements of the legislation into a tool for policy makers and others interested in teacher supply. More detailed data is available on-line in the full report at www.ctc.ca.gov.

This report is structured based on the following headings:

- The Number of Teachers Earning Credentials
- The Types of Credentials Teachers Are Earning
- Alternative Routes
- Paraprofessional Program
- Who Prepares California's Teachers?
- Are More People Considering a Teaching Career?
- Teachers Who Earned an English Learner Authorization Through Staff Development
- The Number of Permits and Waivers that are Not Compliant With The Highly Qualified Teacher Requirement In No Child Left Behind
- Number of Individuals Employed in Public Schools Holding Teaching Documents

In fiscal year 2004-05, California saw a 10.7% decrease in the number of newly credentialed teachers, and a 24.2% decrease in the number of emergency teaching permits.

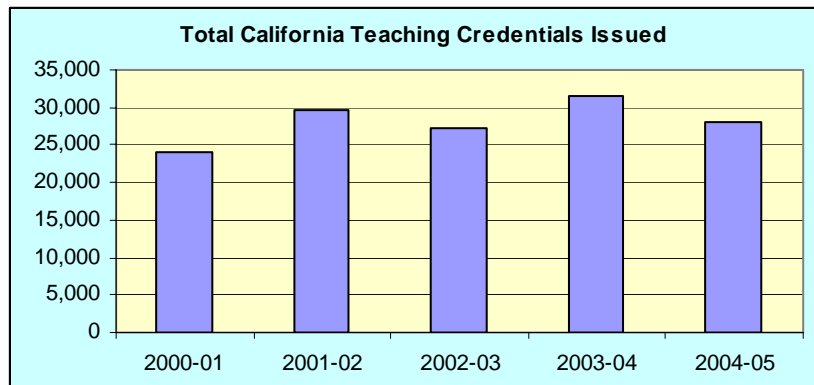
The Number of Teachers Earning Credentials

Teachers may earn a California teaching credential through a variety of programs offered by Institutions of Higher Education (IHE) or through intern programs offered by a school district or consortia of districts. All teacher preparation programs must meet the same high teacher preparation standards and be accredited by the Commission. Teachers prepared in other states have several options for obtaining a California credential depending on their years of experience or the comparability of their teacher preparation program to those in California. Recent legislation has effectively streamlined this process for out-of-state teachers.

The following chart shows the numbers of teachers initially earning California teaching credentials for fiscal years 2000-01 through 2004-05. The chart also shows that the supply of newly credentialed teachers in 2004-05 decreased by 10.7% over the previous fiscal year.

Total California Teaching Credentials Issued

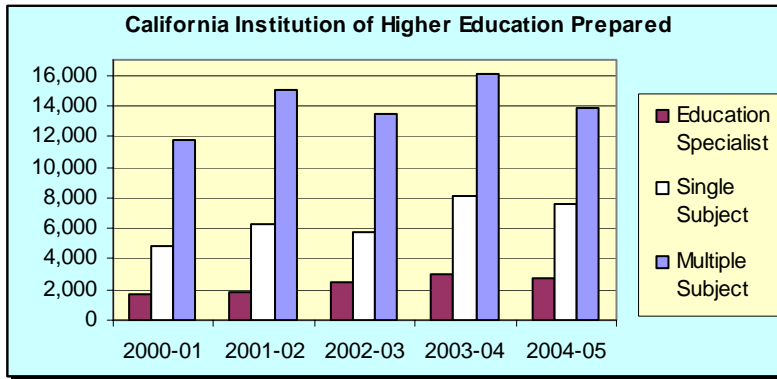
| | <u>2000-01</u> | <u>2001-02</u> | <u>2002-03</u> | <u>2003-04</u> | <u>2004-05</u> | <u>% Change over 03-04</u> |
|--------------------------------|----------------|----------------|----------------|----------------|----------------|--------------------------------|
| California IHE Prepared | 18,397 | 23,225 | 21,649 | 27,150 | 24,149 | -11.1% |
| District Prepared | 805 | 682 | 631 | 672 | 586 | -12.8% |
| Out-of-State Prepared | 4,724 | 5,629 | 4,856 | 3,575 | 3,304 | -7.6% |
| Totals | 23,926 | 29,536 | 27,136 | 31,397 | 28,039 | -10.7% |



The following charts show the types of teaching credentials earned in California through the avenues outlined on the previous page – California IHE programs, school district programs, and teachers prepared in other states. There are currently three basic types of teaching credentials issued by the Commission for service in K-12 academic settings. Multiple subject teaching credentials authorize service in self-contained classrooms such as classrooms in most elementary schools. Single subject teaching credentials authorize service in departmentalized classes such as those in most middle and high schools. Education specialist credentials authorize service in special day classes and in resource programs for students with special needs.

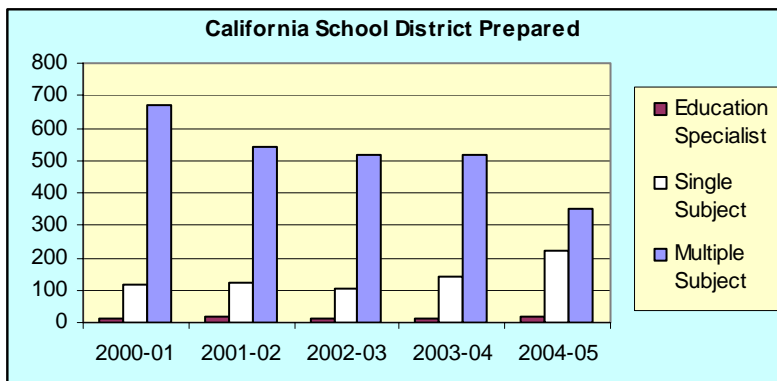
California IHE Prepared

| | <u>2000-01</u> | <u>2001-02</u> | <u>2002-03</u> | <u>2003-04</u> | <u>2004-05</u> | <u>% Change over 03-04</u> |
|-----------------------------|----------------|----------------|----------------|----------------|----------------|--------------------------------|
| Multiple Subject | 11,813 | 15,080 | 13,468 | 16,117 | 13,805 | -14.3% |
| Single Subject | 4,886 | 6,313 | 5,701 | 8,053 | 7,543 | -6.3% |
| Education Specialist | 1,698 | 1,832 | 2,480 | 2,980 | 2,801 | -6.0% |
| Total | 18,397 | 23,225 | 21,649 | 27,150 | 24,149 | -11.1% |



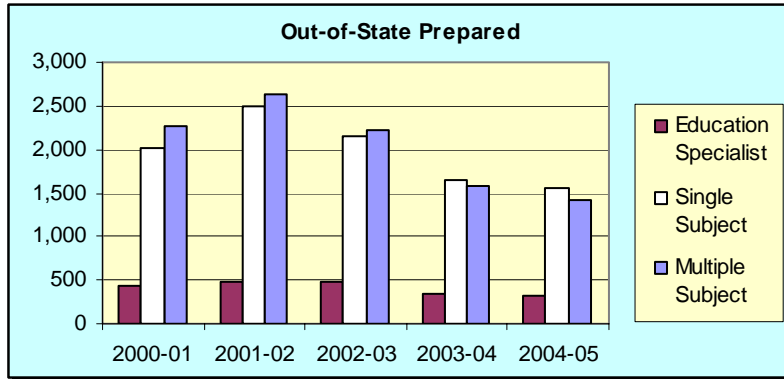
District Prepared

| | <u>2000-01</u> | <u>2001-02</u> | <u>2002-03</u> | <u>2003-04</u> | <u>2004-05</u> | <u>% Change over 03-04</u> |
|-----------------------------|----------------|----------------|----------------|----------------|----------------|--------------------------------|
| Multiple Subject | 673 | 539 | 514 | 515 | 350 | -32.0% |
| Single Subject | 117 | 126 | 106 | 142 | 220 | 54.9% |
| Education Specialist | 15 | 17 | 11 | 15 | 16 | 6.7% |
| Total | 805 | 682 | 631 | 672 | 586 | -12.8% |



Out-of-State Prepared

| | <u>2000-01</u> | <u>2001-02</u> | <u>2002-03</u> | <u>2003-04</u> | <u>2004-05</u> | <u>% Change over 03-04</u> |
|-----------------------------|----------------|----------------|----------------|----------------|----------------|--------------------------------|
| Multiple Subject | 2,277 | 2,640 | 2,210 | 1,577 | 1,423 | -9.8% |
| Single Subject | 2,006 | 2,497 | 2,161 | 1,655 | 1,564 | -5.5% |
| Education Specialist | 441 | 492 | 485 | 343 | 317 | -7.6% |
| Totals | 4,724 | 5,629 | 4,856 | 3,575 | 3,304 | -7.6% |

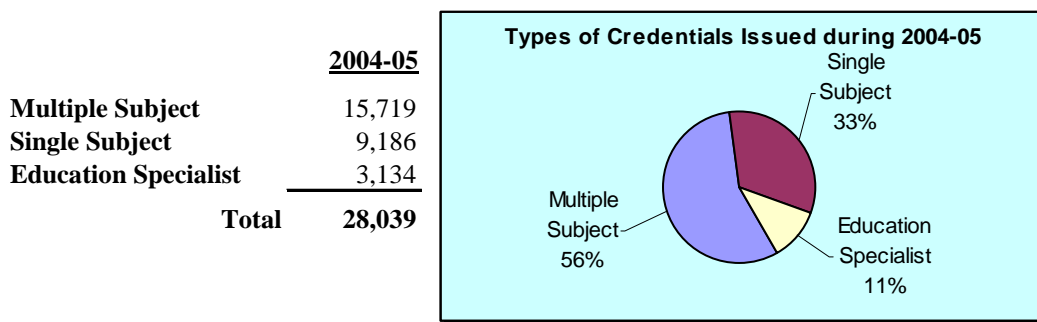


The Types of Credentials Teachers Are Earning

This report focuses on teaching credentials for California’s K-12 classrooms. As stated previously, there are currently three basic types of teaching credentials issued by the Commission for service in K-12 academic settings, multiple subject teaching credentials, single subject teaching credentials, and education specialist credentials.

As shown in the chart below, multiple subject teaching credentials comprised 56% of the total number of credentials issued in 2004-05 at 15,719. Single subject teaching credentials comprised 33%, at 9,186, and education specialist teaching credentials comprised 11% of the total at 3,134.

Types of Credentials Issued During 2004-05



Alternative Routes

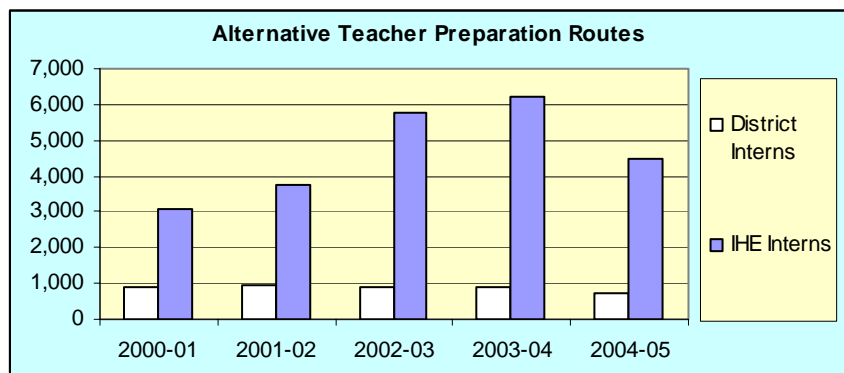
California offers great flexibility for individuals interested in becoming teachers. The traditional route to teaching includes a year of preparation courses including field experience and student teaching. The experience is carefully planned to introduce the prospective teacher into the classroom and to ensure that the teacher is fully prepared upon earning the credential. However, this route does not meet the needs of many individuals who have the skills and dedication necessary to become excellent teachers. For individuals who must earn a living while completing a teacher preparation program and for career changers who bring valuable skills and experience to the classroom, internship programs are a viable option.

Many IHEs offering teacher preparation programs also offer an internship alternative. School districts may also offer teaching internship programs. All alternative programs must meet the same high standards as traditional programs and must be accredited by the Commission. Each program must show how it prepares interns prior to their classroom experience – usually during the summer – and must show how interns are mentored and assessed in addition to providing continued teacher education courses and seminars.

The chart below shows the number of internship credentials issued for use in both IHE and school district programs over a five-year period. Data for fiscal year 2004-05 showed a 26% decrease in the total number of documents issued over the previous fiscal year. District internship programs showed little variation over the five year period, with an enrollment of 746.

Alternative Teacher Preparation Routes

| | <u>2000-01</u> | <u>2001-02</u> | <u>2002-03</u> | <u>2003-04</u> | <u>2004-05</u> | <u>% Change over 03-04</u> |
|-----------------------------|----------------|----------------|----------------|----------------|----------------|--------------------------------|
| IHE Internships | 3,056 | 3,769 | 5,779 | 6,197 | 4,486 | -27.6% |
| District Internships | 897 | 944 | 915 | 875 | 746 | -14.7% |
| Totals | 3,953 | 4,713 | 6,694 | 7,072 | 5,232 | -26.0% |

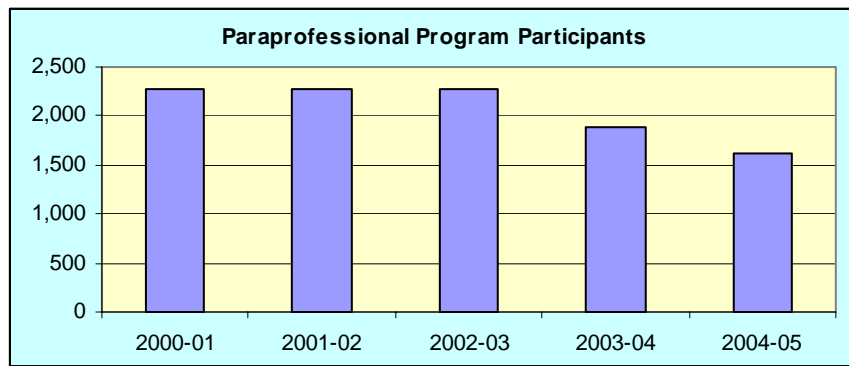


Paraprofessional Program

In the past few years, the Governor and the Legislature have provided funding for individuals working in classrooms as paraprofessionals. The paraprofessional teacher training program provides money for tuition and books, and offers academic support as participating classroom aides earn a college degree and complete a credentialing program. Due to fiscal challenges experienced by the State of California, the paraprofessional program has experienced a dramatic reduction in funding, resulting in a 13.8% decrease in the number of participants in the program. The paraprofessional program has been highly successful in moving participants into internship programs and later to full credentials.

Paraprofessional Program Participants

| <u>2000-01</u> | <u>2001-02</u> | <u>2002-03</u> | <u>2003-04</u> | <u>2004-05</u> | <u>% Change</u> |
|----------------|----------------|----------------|----------------|----------------|-----------------|
| 2,268 | 2,266 | 2,266 | 1,876 | 1,618 | -13.8% |

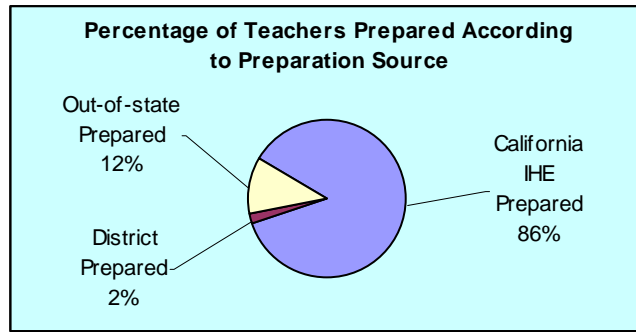


Who Prepares California's Teachers?

California Universities prepared 86% of the newly credentialed teachers in California during fiscal year 2004-05. Teachers prepared in other states who became credentialed in California comprised 12% of newly credentialed California teachers. The remaining 2% of teachers were prepared through school district internship programs.

Percentage of Teachers Prepared According to Preparation Source
Fiscal Year 2004-05

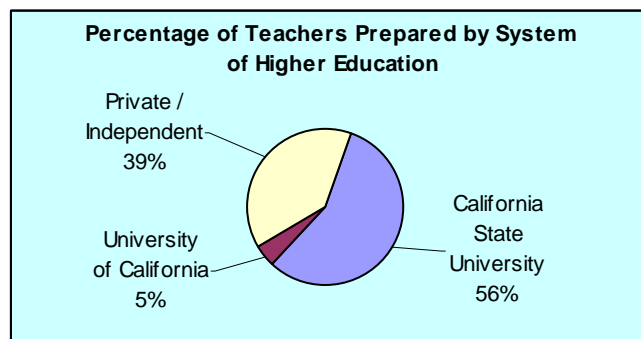
| <u>Certification Route</u> | <u>Multiple Subject</u> | <u>Single Subject</u> | <u>Education Specialist</u> | <u>Totals</u> |
|-----------------------------------|--------------------------------|------------------------------|------------------------------------|----------------------|
| California IHE Prepared | 13,805 | 7,543 | 2,801 | 24,149 |
| District Prepared | 350 | 220 | 16 | 586 |
| Out-of-state Prepared | 1,564 | 1,423 | 317 | 3,304 |



Of the three university systems – California State University (CSU), University of California (UC) and Private/Independent Universities – CSU’s prepared 56% of the new teachers in the fiscal year 2004-05. Private/Independent Universities prepared 39%, and UC programs prepared 5% of the new teachers.

Percentage of Teachers Prepared by System of Higher Education
Fiscal Year 2004-05

| | | |
|------------------------------------|---------------|-------------|
| California State University | 13,584 | 56% |
| University of California | 1,177 | 5% |
| Private / Independent | 9,388 | 39% |
| Total | 24,149 | 100% |



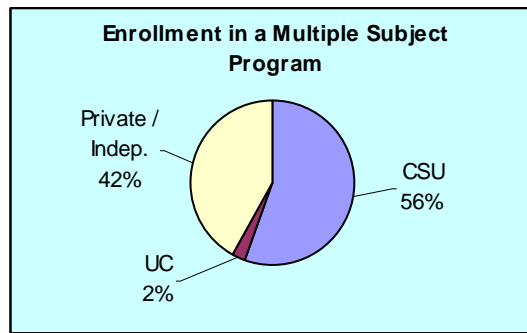
Are More People Considering a Teaching Career?

Tracking teacher preparation program enrollment can serve as a forecasting tool. Federal regulations require all states to report data on teacher preparation. Included in this report is enrollment data for all California IHE teacher preparation programs during fiscal year 2003-04.

The charts show enrollment data for multiple subject, single subject, and education specialist teaching credential programs. The first three charts show this data according to enrollment in programs offered through the California State University (CSU), the University of California (UC) and Private/Independent Universities during fiscal year 2003-04. The next chart shows aggregate data for fiscal years 2000/01 through 2003/04. Because not all credential candidates will complete their teacher preparation program in one year, the data should be viewed in light of the varying length of each candidate's progress toward the credential. The data show that there were 35,936 candidates enrolled in programs for multiple subject teaching credentials, 19,131 candidates enrolled in programs for single subject teaching credentials, and 11,426 candidates enrolled in programs for education specialist teaching credentials during fiscal year 2003-04. Total enrollment was down 9% over fiscal 2002-03.

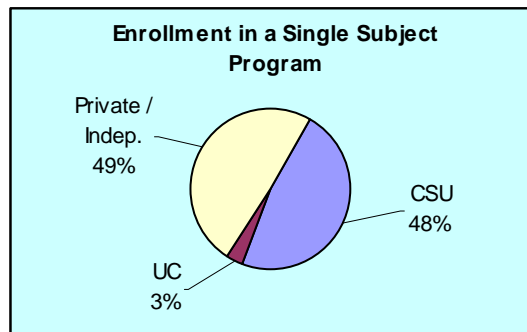
Multiple Subject

| | |
|------------------|---------------|
| CSU | 19,948 |
| UC | 881 |
| Private / Indep. | 15,107 |
| Total | 35,936 |



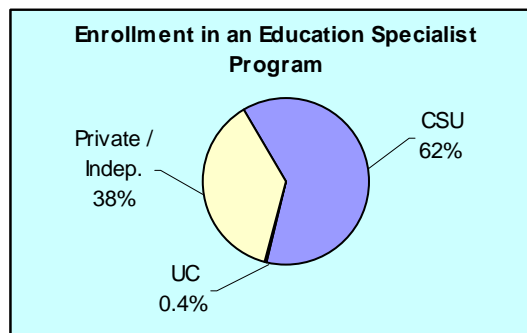
Single Subject

| | |
|------------------|---------------|
| CSU | 9,112 |
| UC | 607 |
| Private / Indep. | 9,412 |
| Total | 19,131 |



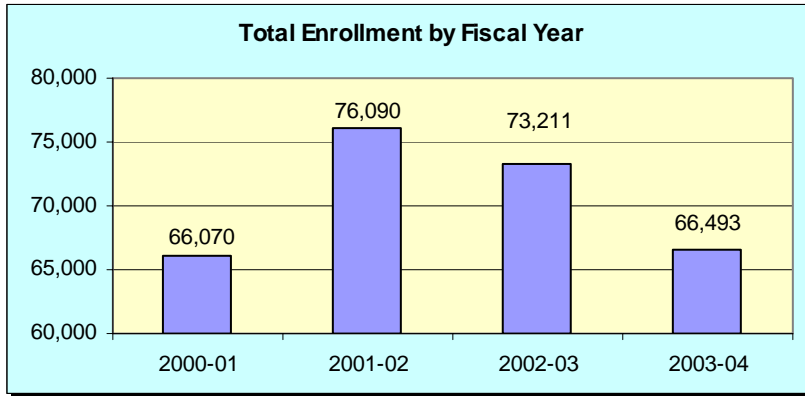
Education Specialist

| | |
|------------------|---------------|
| CSU | 7,066 |
| UC | 47 |
| Private / Indep. | 4,313 |
| Total | 11,426 |



Total Enrollment by Fiscal Year


| | <u>2000-01</u> | <u>2001-02</u> | <u>2002-03</u> | <u>2003-04</u> | % Change over 02-03 |
|----------------------|----------------|----------------|----------------|----------------|--------------------------------|
| Multiple Subject | 40,240 | 43,550 | 41,607 | 35,936 | -13.6% |
| Single Subject | 17,823 | 20,698 | 20,293 | 19,131 | -5.7% |
| Education Specialist | 8,007 | 11,842 | 11,311 | 11,426 | 1.0% |
| Totals | 66,070 | 76,090 | 73,211 | 66,493 | -9.2% |



Another indicator of interest in teaching is the number of individuals taking the California Basic Educational Skills Test (CBEST). This exam is a prerequisite for all teaching and service credentials in California. It measures an individual's basic competence in reading, writing and mathematics. There were 77,795 CBEST examinees during fiscal year 2004-05. This was a 7.4% decrease over the previous year. All examinee numbers include repeat test takers.

CBEST Examinees

| <u>2000-01</u> | <u>2001-02</u> | <u>2002-03</u> | <u>2003-04</u> | <u>2004-05</u> | % Change over 03-04 |
|----------------|----------------|----------------|----------------|----------------|--------------------------------|
| 98,256 | 129,054 | 110,198 | 84,048 | 77,795 | -7.4% |

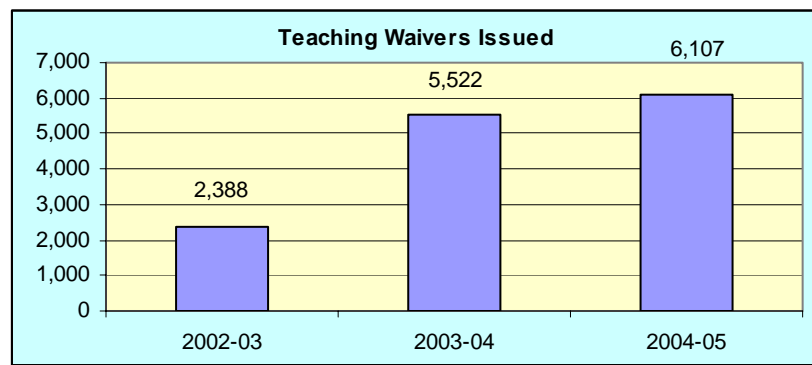


Teachers Who Earned an English Learner Authorization Through Staff Development

Teachers can be authorized to teach English learners through the provisions of Senate Bill 395, which became effective on January 1, 2000. This bill amended Education Code 44253.10, and created a transition to Commission approval of Staff Development programs and Commission issuance of the Certificate of Completion. The certificate serves as an additional authorization for experienced credentialed teachers and allows the holder to teach English learners in content areas using English.

Certificate of Completion of Staff Development

| <u>2002-03</u> | <u>2003-04</u> | <u>2004-05</u> | <u>% Change over 03-04</u> |
|----------------|----------------|----------------|--------------------------------|
| 2,388 | 5,522 | 6,107 | 10.6% |



The Number of Permits and Waivers That Are Not Compliant With The Highly Qualified Teacher Requirement In No Child Left Behind

The No Child Left Behind Act defines a highly qualified teacher as one who holds a bachelor's degree, a teaching credential issued by the State, and be proficient in the subject of the credential. To earn the Multiple Subject credential in California an applicant must pass the California Subject Examination for Teachers (CSET) – Multiple Subject. The Single Subject credential requires the applicant to either pass the CSET if the subject of the credential or complete a Commission approved subject matter program. This section shows the numbers of Pre-Internship, Special Temporary Certificates, Emergency Permits and Waivers that were issued in 2004-05. All of these documents are not compliant with the Highly Qualified Teacher Requirement in the No Child Left Behind Act.

The pre-intern program has seen its funding reduced to support only those individuals currently in their last year of the program, before phasing out the program in June of 2006. This has resulted in a 91% reduction in the number of pre-intern documents issued over the previous fiscal year. The pre-intern program has provided funds for school

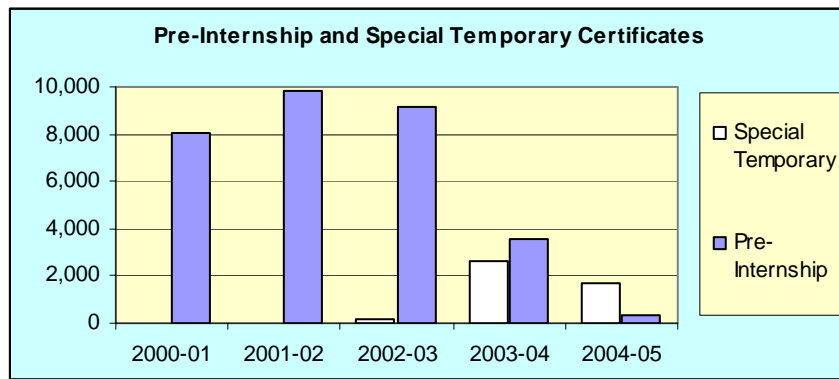
districts to support teachers who would otherwise have served on emergency permits. The program has offered training in basic classroom skills such as classroom management and organization, provided mentoring and helped participants meet the credentialing subject matter requirements to enter an internship program.

On August 2, 2005, Californians for Justice Education Fund filed suit against the California Commission on Teacher Credentialing regarding the Commission's authority to issue Individualized Internship Certificates (IIC). On November 2, 2005, the Court determined that the Commission did not have the authority to issue Individualized Internship Certificates without first promulgating regulations and that IICs were therefore void and need to be replaced as Special Temporary Certificates. Special temporary certificate allowed individuals who had completed subject matter programs to participate in college and university based teacher preparation programs while earning a credential.

The following chart shows that the combined total for both documents issued during 2004-05 was down 67.9% over the previous fiscal year.

Pre-Internship and Special Temporary Certificates

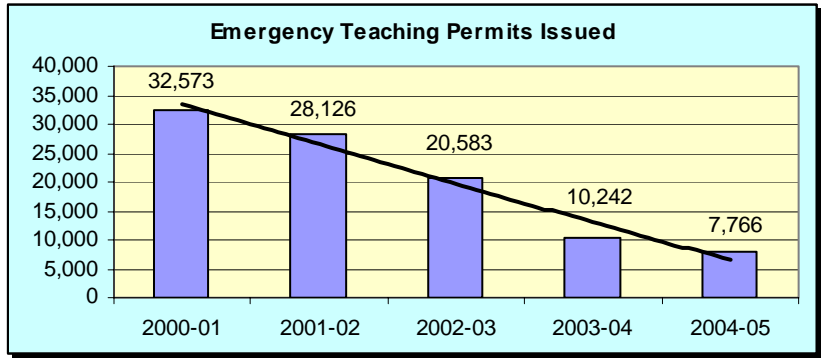
| | <u>2000-01</u> | <u>2001-02</u> | <u>2002-03</u> | <u>2003-04</u> | <u>2004-05</u> | % Change over 03-04 |
|--------------------------|----------------|----------------|----------------|----------------|----------------|--------------------------------|
| Pre-Internship | 8,092 | 9,841 | 9,152 | 3,523 | 319 | -90.9% |
| Special Temporary | 0 | 0 | 209 | 2,627 | 1,658 | -36.9% |
| Total | 8,092 | 9,841 | 9,361 | 6,150 | 1,977 | -67.9% |



For the fifth consecutive year, emergency permits decreased over the previous fiscal year. The number of emergency teaching permits (multiple subject, single subject, and special education) decreased by 24% -- from 10,242 in 2003-04, to 7,766 in 2004-05. The number of credential waivers increased by just under 4% -- from 458 in 2003-04, to 475 in 2004-05. Since fiscal year 2000-01, California has seen a 76% decrease in the number of emergency teaching permits issued, and a 79% decrease in the number of credential waivers issued. Taking into account the total number of certificated teaching staff in California's schools and the number of emergency teaching permits issued, the percentage of teachers on emergency permits has decreased from 3.4% in 2003-04 to 2.6% in 2004-05. Credential waivers remained at .2% of the total certificated teaching in 2004-05.

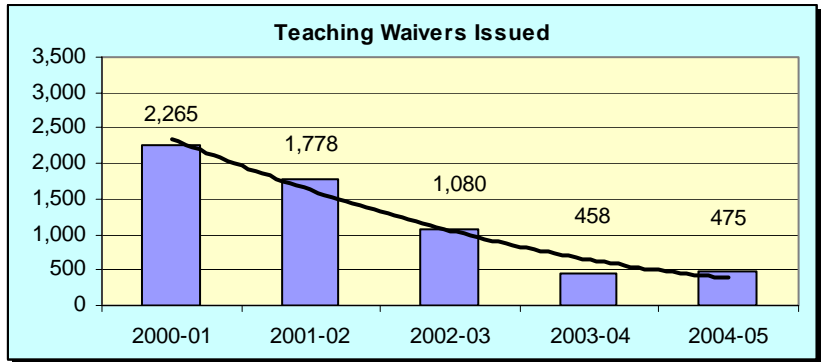
Emergency Teaching Permits

| <u>2000-01</u> | <u>2001-02</u> | <u>2002-03</u> | <u>2003-04</u> | <u>2004-05</u> | <u>% Change over 03-04</u> |
|----------------|----------------|----------------|----------------|----------------|--------------------------------|
| 32,573 | 28,126 | 20,583 | 10,242 | 7,766 | -24.2% |



Teaching Waivers

| <u>2000-01</u> | <u>2001-02</u> | <u>2002-03</u> | <u>2003-04</u> | <u>2004-05</u> | <u>% Change over 02-03</u> |
|----------------|----------------|----------------|----------------|----------------|--------------------------------|
| 2,265 | 1,778 | 1,080 | 458 | 475 | 3.7% |



Number of Individuals Employed in Public Schools Holding Teaching Documents

The following table shows the total number of individuals holding teaching documents who were employed in California public schools during fiscal year 2004-05. The table also shows these numbers as a percentage of the total teaching staff¹. The totals for university and district internship documents include 2003-04 and 2004-05 data as these documents are valid for two years.

| Number of Individuals Holding Teaching Documents | | |
|--|----------------|----------------|
| | 2004-05 | % of Total |
| University Internships | 10,683 | 3.48% |
| District Internships | 1,621 | 0.53% |
| Special Temporary | 1,658 | 0.54% |
| Pre-Internship | 319 | 0.10% |
| Emergency Permits | 7,766 | 2.53% |
| Waivers | 475 | 0.15% |
| Fully Credentialed | 284,026 | 92.65% |
| Total Teaching Staff | 306,548 | 100.00% |

Summary

Fiscal year 2004-05 saw the number of individuals initially earning a California teaching credential decline by 10.5%. The drop was not totally unexpected as the prior year total exceeded 31,000 for the first time in history. There are indicators, mainly a 7.4% drop in the number of individuals taking the CBEST in 2004-05, which suggests that the supply of newly credentialed teachers may decline slightly in the near future. The year also saw a 24% drop in the number of teachers serving on an emergency permit.

This report is an incomplete look at the status of teaching in California, it provides only a look at the supply side of the number of new teachers, it does not provide an understanding of how many people actually entered teaching jobs nor does it give an understanding of how many classrooms have teachers that are not properly credentialed in the subject area they teach, consequently it does not give a true understanding of actual shortage of teachers.

¹ California Department of Education 2004-05 CBEDS Data

TABLE 1 (SUMMARY)
Multiple Subject, Single Subject, and Special Education Teaching Credentials
Issued July 1, 2004 to June 30, 2005
Number of First Time/New Type Documents Issued Upon Recommendation

The following table summarizes the numbers of documents issued between July 1, 2004 and June 30, 2005 upon the recommendation of a California institution of Higher Education with a Commission-accredited credential program. The numbers include individuals who received their initial certification (First Time) and individuals who previously held another type of certification such as an emergency permit (New Type). The numbers are broken down by the credential area and the type of recommending institution.

| | Single Subject | Multiple Subject | Special Education | Total |
|---|----------------|------------------|-------------------|---------------|
| CALIFORNIA STATE UNIVERSITY | | | | |
| First Time | 785 | 1,968 | 89 | 2,842 |
| New Type | 2,976 | 6,080 | 1,686 | 10,742 |
| CSU TOTAL | 3,761 | 8,048 | 1,775 | 13,584 |
| UNIVERSITY OF CALIFORNIA | | | | |
| First Time | 195 | 233 | 1 | 429 |
| New Type | 311 | 428 | 9 | 748 |
| UC TOTAL | 506 | 661 | 10 | 1,177 |
| PRIVATE/INDEPENDENT INSTITUTIONS | | | | |
| First Time | 468 | 1,055 | 28 | 1,551 |
| New Type | 2,808 | 4,041 | 988 | 7,837 |
| PRIVATE TOTAL | 3,276 | 5,096 | 1,016 | 9,388 |
| ALL INSTITUTIONS | | | | |
| First Time | 1,448 | 3,256 | 118 | 4,822 |
| New Type | 6,095 | 10,549 | 2,683 | 19,327 |
| TOTAL | 7,543 | 13,805 | 2,801 | 24,149 |

TABLE 1
Multiple Subject, Single Subject, and Special Education Teaching Credentials
Issued July 1, 2004 to June 30, 2005
Number of First Time/New Type Documents Issued Upon Recommendation

The following table lists the number of Multiple Subject, Single Subject and Special Education teaching credentials issued with effective dates between July 1, 2004 and June 30, 2005 upon the recommendation of a California institution of higher education with a Commission-accredited program. The numbers include individuals who received their initial California credential (first time) and those who previously held a different type of document such as an emergency permit (new type). This report includes individuals who received preliminary and professional clear credentials.

| 2004/05 | Single Subject | Multiple Subject | Special Education | Total |
|------------------------------------|----------------|------------------|-------------------|---------------|
| CALIFORNIA STATE UNIVERSITY | | | | |
| Bakersfield | 90 | 310 | 98 | 498 |
| Chico | 110 | 179 | 20 | 309 |
| Channel Islands | 12 | 77 | 7 | 96 |
| Dominguez Hills | 269 | 621 | 230 | 1,120 |
| East Bay | 86 | 234 | 25 | 345 |
| Fresno | 163 | 583 | 67 | 813 |
| Fullerton | 238 | 639 | 118 | 995 |
| Humboldt | 34 | 50 | 12 | 96 |
| Long Beach | 386 | 631 | 72 | 1,089 |
| Los Angeles | 315 | 706 | 135 | 1,156 |
| Monterey Bay | 58 | 163 | 32 | 253 |
| Northridge | 458 | 715 | 182 | 1,355 |
| Pomona | 129 | 192 | 61 | 382 |
| Sacramento | 180 | 400 | 102 | 682 |
| San Bernardino | 225 | 450 | 164 | 839 |
| San Diego | 219 | 338 | 55 | 612 |
| San Francisco | 259 | 368 | 112 | 739 |
| San Jose | 200 | 394 | 90 | 684 |
| San Luis Obispo | 54 | 80 | 18 | 152 |
| San Marcos | 79 | 369 | 109 | 557 |
| Sonoma | 96 | 148 | 53 | 297 |
| Stanislaus | 101 | 401 | 13 | 515 |
| TOTAL | 3,761 | 8,048 | 1,775 | 13,584 |

| 2004/05 | Single Subject | Multiple Subject | Special Education | Total |
|---------------------------------|----------------|------------------|-------------------|--------------|
| UNIVERSITY OF CALIFORNIA | | | | |
| UC Berkeley | 42 | 50 | 0 | 92 |
| UC Davis | 69 | 125 | 0 | 194 |
| UC Irvine | 82 | 105 | 0 | 187 |
| UC Los Angeles | 148 | 145 | 0 | 293 |
| UC Riverside | 50 | 91 | 6 | 147 |
| UC San Diego | 34 | 27 | 1 | 62 |
| UC Santa Barbara | 43 | 48 | 3 | 94 |
| UC Santa Cruz | 38 | 70 | 0 | 108 |
| TOTAL | 506 | 661 | 10 | 1,177 |

| 2004/05 | Single Subject | Multiple Subject | Special Education | Total |
|----------------------------------|----------------|------------------|-------------------|-------|
| INDEPENDENT INSTITUTIONS | | | | |
| Alliant International University | 45 | 19 | 0 | 64 |
| Antioch University | 2 | 29 | 0 | 31 |
| Argosy University | 17 | 14 | 0 | 31 |
| Azusa Pacific University | 172 | 407 | 157 | 736 |
| Bethany University | 4 | 13 | 0 | 17 |
| Biola University | 32 | 55 | 0 | 87 |
| California Baptist University | 44 | 101 | 28 | 173 |
| California Lutheran University | 35 | 74 | 17 | 126 |
| Chapman University | 534 | 714 | 137 | 1,385 |
| Claremont Graduate University | 48 | 52 | 0 | 100 |
| Concordia University | 26 | 75 | 0 | 101 |
| Dominican University | 57 | 92 | 21 | 170 |
| Fresno Pacific University | 33 | 76 | 11 | 120 |
| Holy Names College | 5 | 21 | 4 | 30 |
| Hope International University | 0 | 19 | 0 | 19 |
| Interamerican College | 4 | 5 | 0 | 9 |
| John F. Kennedy University | 9 | 10 | 0 | 19 |
| La Sierra University | 23 | 21 | 0 | 44 |
| Loyola Marymount University | 131 | 140 | 39 | 310 |
| Mills College | 26 | 22 | 2 | 50 |
| Mount St. Mary's College | 21 | 28 | 6 | 55 |

| 2004/05 | Single Subject | Multiple Subject | Special Education | Total |
|---|----------------|------------------|-------------------|---------------|
| INDEPENDENT INSTITUTIONS (Continued) | | | | |
| National Hispanic University | 11 | 59 | 0 | 70 |
| National University | 1,102 | 1,284 | 465 | 2,851 |
| New College of California | 0 | 31 | 0 | 31 |
| Notre Dame de Namur University | 48 | 50 | 7 | 105 |
| Nova Southeastern University | 0 | 13 | 0 | 13 |
| Occidental College | 3 | 3 | 0 | 6 |
| Pacific Oaks College | 0 | 30 | 9 | 39 |
| Pacific Union College | 17 | 25 | 0 | 42 |
| Patten University | 0 | 12 | 0 | 12 |
| Pepperdine University - Los Angeles | 83 | 195 | 0 | 278 |
| Pepperdine University - Malibu | 5 | 14 | 0 | 19 |
| Point Loma Nazarene University | 101 | 122 | 25 | 248 |
| San Diego Christian College | 11 | 36 | 0 | 47 |
| Santa Clara University | 41 | 53 | 22 | 116 |
| Simpson College | 26 | 61 | 0 | 87 |
| St. Mary's College | 49 | 78 | 11 | 138 |
| Stanford University | 66 | 2 | 0 | 68 |
| The Master's College | 7 | 18 | 0 | 25 |
| University of La Verne | 131 | 211 | 17 | 359 |
| University of Phoenix | 56 | 380 | 0 | 436 |
| University of Redlands | 68 | 123 | 0 | 191 |
| University of San Diego | 31 | 53 | 6 | 90 |
| University of San Francisco | 60 | 102 | 22 | 184 |
| University of Southern California | 4 | 22 | 6 | 32 |
| University of the Pacific | 31 | 45 | 4 | 80 |
| Vanguard University | 21 | 38 | 0 | 59 |
| Western Governors University | 1 | 1 | 0 | 2 |
| Westmont College | 1 | 12 | 0 | 13 |
| Whittier College | 34 | 36 | 0 | 70 |
| TOTAL | 3,276 | 5,096 | 1,016 | 9,388 |
| GRAND TOTAL | 7,543 | 13,805 | 2,801 | 24,149 |

TABLE 1A (SUMMARY)
Multiple Subject, Single Subject, and Special Education Internship Credentials
Issued July 1, 2004 to June 30, 2005
Number of First Time/New Type Documents Issued Upon Recommendation

The following table summarizes the numbers of documents issued between July 1, 2004 and June 30, 2005 upon the recommendation of a California institution of higher education with a Commission-accredited internship program. The numbers include individuals who received their initial California internship credential (First Time) and those who previously held a different type of document such as an emergency permit (New Type).

| | Single Subject | Multiple Subject | Special Education | Total |
|---|----------------|------------------|-------------------|--------------|
| CALIFORNIA STATE UNIVERSITY | | | | |
| First Time | 301 | 157 | 120 | 578 |
| New Type | 786 | 585 | 729 | 2,100 |
| CSU TOTAL | 1,087 | 742 | 849 | 2,678 |
| UNIVERSITY OF CALIFORNIA | | | | |
| First Time | 56 | 16 | 3 | 75 |
| New Type | 30 | 28 | 15 | 73 |
| UC TOTAL | 86 | 44 | 18 | 148 |
| PRIVATE/INDEPENDENT INSTITUTIONS | | | | |
| First Time | 175 | 113 | 86 | 374 |
| New Type | 532 | 316 | 438 | 1,286 |
| PRIVATE TOTAL | 707 | 429 | 524 | 1,660 |
| ALL INSTITUTIONS | | | | |
| First Time | 532 | 286 | 209 | 1,027 |
| New Type | 1,348 | 929 | 1,182 | 3,459 |
| TOTAL | 1,880 | 1,215 | 1,391 | 4,486 |

TABLE 1A
Multiple Subject, Single Subject, and Special Education Internship Credentials
Issued July 1, 2004 to June 30, 2005
Number of First Time/New Type Documents Issued Upon Recommendation

The following table lists the number of Multiple Subject, Single Subject and Special Education internship credentials issued with effective dates between July 1, 2004 and June 30, 2005 upon the recommendation of a California institution of higher education with a Commission-accredited internship program. The numbers include individuals who received their initial California internship credential (first time) and those who previously held a different type of document such as an emergency permit (new type).

| 2004/05 | Single Subject | Multiple Subject | Special Education | Total |
|------------------------------------|----------------|------------------|-------------------|--------------|
| CALIFORNIA STATE UNIVERSITY | | | | |
| Bakersfield | 75 | 42 | 45 | 162 |
| Channel Islands | 12 | 2 | 10 | 24 |
| Chico | 20 | 5 | 24 | 49 |
| Dominguez Hills | 109 | 90 | 110 | 309 |
| East Bay | 115 | 60 | 5 | 180 |
| Fresno | 56 | 56 | 32 | 144 |
| Fullerton | 60 | 56 | 65 | 181 |
| Long Beach | 82 | 38 | 33 | 153 |
| Los Angeles | 23 | 32 | 69 | 124 |
| Monterey Bay | 16 | 37 | 32 | 85 |
| Northridge | 144 | 24 | 75 | 243 |
| Pomona | 84 | 27 | 55 | 166 |
| Sacramento | 17 | 1 | 41 | 59 |
| San Bernardino | 132 | 114 | 78 | 324 |
| San Diego | 36 | 4 | 22 | 62 |
| San Francisco | 33 | 19 | 56 | 108 |
| San Jose | 15 | 89 | 34 | 138 |
| San Luis Obispo | 0 | 0 | 0 | 0 |
| San Marcos | 0 | 1 | 13 | 14 |
| Sonoma | 16 | 8 | 50 | 74 |
| Stanislaus | 42 | 37 | 0 | 79 |
| TOTAL | 1,087 | 742 | 849 | 2,678 |

| 2004/05 | Single Subject | Multiple Subject | Special Education | Total |
|---------------------------------|----------------|------------------|-------------------|------------|
| UNIVERSITY OF CALIFORNIA | | | | |
| UC Berkeley | 0 | 0 | 11 | 11 |
| UC Irvine | 2 | 0 | 0 | 2 |
| UC Los Angeles | 27 | 38 | 0 | 65 |
| UC Riverside | 22 | 6 | 6 | 34 |
| UC San Diego | 35 | 0 | 1 | 36 |
| UC Santa Cruz | 0 | 0 | 0 | 0 |
| TOTAL | 86 | 44 | 18 | 148 |

| 2004/05 | Single Subject | Multiple Subject | Special Education | Total |
|------------------------------------|----------------|------------------|-------------------|--------------|
| INDEPENDENT INSTITUTIONS | | | | |
| Alliant International University | 14 | 8 | 0 | 22 |
| Azusa Pacific University | 103 | 65 | 128 | 296 |
| Biola University | 1 | 0 | 0 | 1 |
| California Baptist University | 8 | 3 | 0 | 11 |
| California Lutheran University | 9 | 2 | 17 | 28 |
| Chapman University | 113 | 69 | 95 | 277 |
| Claremont Graduate University | 35 | 33 | 10 | 78 |
| Concordia University | 0 | 0 | 0 | 0 |
| Dominican University of California | 10 | 9 | 6 | 25 |
| Fresno Pacific University | 12 | 5 | 11 | 28 |
| Holy Names College | 3 | 10 | 0 | 13 |
| John F. Kennedy University | 4 | 2 | 0 | 6 |
| La Sierra University | 5 | 1 | 0 | 6 |
| Loyola Marymount University | 53 | 37 | 22 | 112 |
| National Hispanic University | 15 | 22 | 0 | 37 |
| National University | 103 | 44 | 118 | 265 |
| Notre Dame de Namur University | 11 | 8 | 6 | 25 |
| Pacific Oaks College | 0 | 0 | 0 | 0 |
| Patten University | 1 | 2 | 0 | 3 |
| Point Loma Nazarene University | 37 | 10 | 30 | 77 |
| Santa Clara University | 12 | 12 | 13 | 37 |
| Stanford University | 4 | 0 | 0 | 4 |
| Touro University | 1 | 1 | 0 | 2 |
| University of La Verne | 59 | 32 | 20 | 111 |
| University of Phoenix | 32 | 30 | 0 | 62 |
| University of Redlands | 33 | 22 | 0 | 55 |
| University of San Diego | 0 | 0 | 13 | 13 |
| University of San Francisco | 6 | 1 | 30 | 37 |
| University of the Pacific | 7 | 0 | 5 | 12 |
| Whittier College | 16 | 1 | 0 | 17 |
| TOTAL | 707 | 429 | 524 | 1,660 |
| GRAND TOTAL | 1,880 | 1,215 | 1,391 | 4,486 |

Table 2
District Interns Recommended for Professional Clear Credential
July 1, 2004 to June 30, 2005

The following table lists the school districts which recommended teachers for Multiple and Single Subject Professional Clear, and Education Specialist Level II credentials on the basis of completion of a District Internship Program. The table identifies the type and number of each credential recommended by the districts.

| County | District | Credential Type | Major(s) | Total |
|-------------------------------------|--------------------------------------|------------------------|--------------------------|--------------|
| ALAMEDA | ALAMEDA CITY UNIFIED SCHOOL DISTRICT | Single Subject | Physical Education | 1 |
| | FREMONT UNIFIED SCHOOL DISTRICT | Single Subject | Science: Chemistry | 1 |
| | | | Science: Physics | 1 |
| | HAYWARD UNIFIED SCHOOL DISTRICT | Single Subject | Math | 1 |
| | | | Physical Education | 1 |
| | | | Social Science | 1 |
| | | Multiple Subject | General Subjects | 1 |
| | LIVERMORE VALLEY JOINT UNIFIED | Single Subject | English | 1 |
| | | | Spanish | 1 |
| | | | Math | 1 |
| | NEWARK UNIFIED SCHOOL DISTRICT | Single Subject | English | 1 |
| | | | Science: Biological Sci. | 2 |
| | OAKLAND UNIFIED SCHOOL DISTRICT | Single Subject | English | 1 |
| | | | Physical Education | 1 |
| | | | Science: Biological Sci. | 1 |
| Science: Physics | | 1 | | |
| | Multiple Subject | General Subjects | 3 | |
| SAN LEANDRO UNIFIED SCHOOL DISTRICT | Multiple Subject | General Subjects | 1 | |
| CALAVERAS | CALAVERAS COUNTY OFFICE OF EDUCATION | Single Subject | English | 1 |
| | | Multiple Subject | General Subjects | 2 |
| | CALAVERAS UNIFIED SCHOOL DISTRICT | Multiple Subject | General Subjects | 1 |
| CONTRA COSTA | ANTIOCH UNIFIED SCHOOL DISTRICT | Single Subject | Art | 1 |
| | | | Math | 1 |
| | | Multiple Subject | General Subjects | 1 |
| | MT. DIABLO UNIFIED SCHOOL DISTRICT | Single Subject | Foundational-Level Math | 1 |
| | | Math | 1 | |

| County | District | Credential Type | Major(s) | Total |
|-------------------------|--|------------------|-------------------------------|-------|
| CONTRA COSTA (cont.) | PITTSBURG UNIFIED SCHOOL DISTRICT | Single Subject | English | 1 |
| | | | Foundational-Level Math | 1 |
| | | | Math | 1 |
| | | | Science: Biological Sci. | 1 |
| | | Multiple Subject | General Subjects | 1 |
| LOS ANGELES | COMPTON UNIFIED SCHOOL DISTRICT | Single Subject | Foundational-Level Math | 1 |
| | | Multiple Subject | General Subjects | 40 |
| | LONG BEACH UNIFIED SCHOOL DISTRICT | Single Subject | Physical Education | 1 |
| | | Multiple Subject | General Subjects | 26 |
| | LOS ANGELES UNIFIED | Single Subject | Biological Sci. (specialized) | 1 |
| | | | Business | 1 |
| | | | English | 66 |
| | | | Math | 24 |
| | | | Science: Biological Sci. | 20 |
| | | | Science: Chemistry | 4 |
| | | | Science: Geosciences | 3 |
| | | | Science: Physics | 3 |
| Multiple Subject | General Subjects | 183 | | |
| Education Specialist | Mild / Moderate | 16 | | |
| MERCED | MERCED UNION HIGH SCHOOL DISTRICT | Single Subject | Math | 2 |
| ORANGE | MAGNOLIA ELEMENTARY SCHOOL DISTRICT | Multiple Subject | General Subjects | 1 |
| | ORANGE COUNTY OFFICE OF EDUCATION | Multiple Subject | General Subjects | 8 |
| | ORANGE UNIFIED SCHOOL DISTRICT | Multiple Subject | General Subjects | 5 |
| | SANTA ANA UNIFIED SCHOOL DISTRICT | Single Subject | Social Science | 1 |
| | | Multiple Subject | General Subjects | 2 |
| PLACER | ROCKLIN UNIFIED SCHOOL DISTRICT | Single Subject | English | 1 |
| SACRAMENTO | CENTER UNIFIED SCHOOL DISTRICT | Single Subject | Math | 1 |
| | FOLSOM-CORDOVA UNIFIED | Single Subject | English | 3 |
| | GRANT JOINT UNION HIGH SCHOOL DISTRICT | Single Subject | English | 2 |
| | | | Math | 2 |
| | | | Science: Biological Sci. | 2 |
| | Multiple Subject | General Subjects | 1 | |

| County | District | Credential Type | Major(s) | Total |
|----------------------------------|--|------------------|--------------------------|------------------|
| SACRAMENTO (cont.) | NATOMAS UNIFIED SCHOOL DISTRICT | Single Subject | Art | 1 |
| | NORTH SACRAMENTO ELEMENTARY | Multiple Subject | General Subjects | 1 |
| | SACRAMENTO CITY UNIFIED | Single Subject | Math | 1 |
| | | | Physical Education | 1 |
| | | | Science: Chemistry | 1 |
| | | | Science: Geosciences | 1 |
| | SACRAMENTO COUNTY OFFICE OF EDUCATION | Multiple Subject | General Subjects | 1 |
| SAN JUAN UNIFIED SCHOOL DISTRICT | Single Subject | English | 2 | |
| | Multiple Subject | General Subjects | 1 | |
| SAN BERNARDINO | ONTARIO-MONTCLAIR SCHOOL DISTRICT | Single Subject | English | 1 |
| | | Multiple Subject | General Subjects | 25 |
| SAN DIEGO | SAN DIEGO CITY UNIFIED SCHOOL DISTRICT | Single Subject | English | 2 |
| | | | Math | 1 |
| | | | Science: Biological Sci. | 1 |
| | | Multiple Subject | General Subjects | 24 |
| SAN JOAQUIN | ASPIRE PUBLIC SCHOOLS | Multiple Subject | General Subjects | 1 |
| | JEFFERSON ELEMENTARY SCHOOL DISTRICT | Single Subject | Science: Biological Sci. | 1 |
| | LINCOLN UNIFIED | Single Subject | Art | 1 |
| | | | English | 2 |
| | | | Social Science | 2 |
| | | | Multiple Subject | General Subjects |
| | LINDEN UNIFIED SCHOOL DISTRICT | Single Subject | English | 1 |
| | | | Home Economics | 1 |
| | | | Multiple Subject | General Subjects |
| | LODI UNIFIED SCHOOL DISTRICT | Multiple Subject | General Subjects | 1 |
| | MANTECA UNIFIED SCHOOL DISTRICT | Single Subject | English | 2 |
| | | | French | 1 |
| | | | Math | 1 |
| | RIPON UNIFIED SCHOOL DISTRICT | Single Subject | English | 1 |
| | SAN JOAQUIN COUNTY OFFICE OF EDUCATION | Single Subject | English | 1 |
| Foundational-Level Math | | | 1 | |
| Multiple Subject | | | General Subjects | 2 |

| County | District | Credential Type | Major(s) | Total |
|--------------------------|--------------------------------------|------------------|--------------------------|------------|
| SAN JOAQUIN (cont.) | STOCKTON UNIFIED SCHOOL DISTRICT | Single Subject | English | 7 |
| | | | Foundational-Level Math | 1 |
| | | | Math | 1 |
| | | | Music | 1 |
| | | | Physical Education | 2 |
| | | | Social Science | 3 |
| | | Multiple Subject | General Subjects | 9 |
| | TRACY JOINT UNIFIED SCHOOL DISTRICT | Single Subject | Home Economics | 1 |
| | | | Math | 1 |
| | | | Physical Education | 1 |
| Science: Biological Sci. | | | 1 | |
| | Multiple Subject | General Subjects | 4 | |
| SOLANO | FAIRFIELD-SUISUN UNIFIED | Single Subject | Physical Education | 1 |
| | | | Science: Geosciences | 1 |
| | VALLEJO CITY UNIFIED SCHOOL DISTRICT | Single Subject | Chemistry (specialized) | 1 |
| | | | Foundational-Level Math | 1 |
| | | | Science: Biological Sci. | 1 |
| | | | Social Science | 1 |
| STANISLAUS | RIVERBANK UNIFIED SCHOOL DISTRICT | Single Subject | Math | 1 |
| | | | Music | 1 |
| | WATERFORD UNIFIED SCHOOL DISTRICT | Single Subject | Art | 1 |
| TULARE | DINUBA UNIFIED SCHOOL DISTRICT | Multiple Subject | General Subjects | 1 |
| | MONSON-SULTANA JOINT ELEMENTARY | Multiple Subject | General Subjects | 1 |
| YOLO | ESPARTO UNIFIED | Single Subject | Social Science | 1 |
| Grand Total | | | | 586 |

Table 3
Credentials Obtained by Out-of-State Trained Teachers
July 1, 2004 to June 30, 2005

The following table lists the type and number of preliminary and professional clear credentials issued to teachers who completed a teacher preparation program outside of California and are applying for their initial California credential. The total number of subject areas on Single Subject and Special Education Credentials is more than the total number of credentials as many individuals qualified for more than one subject authorization on their credential.

| Credential | Subject Area | Total |
|--|-------------------------------------|-------|
| Multiple Subject | General Subjects | 1,423 |
| Total Multiple Subject Credentials = 1,423 | | |
| Credential | Subject Area | Total |
| Single Subject | Agriculture | 6 |
| | Art | 87 |
| | Business | 26 |
| | English | 392 |
| | Foreign Language: Bulgarian | 1 |
| | Foreign Language: French | 30 |
| | Foreign Language: German | 17 |
| | Foreign Language: Hungarian | 1 |
| | Foreign Language: Italian | 1 |
| | Foreign Language: Japanese | 1 |
| | Foreign Language: Korean | 1 |
| | Foreign Language: Latin | 3 |
| | Foreign Language: Portuguese | 1 |
| | Foreign Language: Russian | 10 |
| | Foreign Language: Spanish | 88 |
| | Home Economics | 22 |
| | Health Science | 30 |
| | Industrial Technology and Education | 16 |
| | Foundational-Level Math | 1 |
| | Mathematics | 208 |
| | Music | 95 |
| Physical Education | 118 | |
| Physics (specialized) | 1 | |
| Science: Biological Sciences | 191 | |
| Science: Chemistry | 78 | |
| Science: Geological Sciences | 27 | |
| Science: Physics | 40 | |
| Social Science | 270 | |
| Total Single Subject Credentials = 1,564 | | |
| Credential | Subject Area | Total |
| Special Education | Deaf and Hard of Hearing | 15 |
| | Early Childhood Special Education | 20 |
| | Mild/Moderate Disabilities | 243 |
| | Moderate/Severe Disabilities | 70 |
| | Physical and Health Impairments | 1 |
| Visual Impairments | 4 | |
| Total Special Education Credentials = 317 | | |
| Total Credentials Issued to Out-of-State Trained Teachers = 3,304 | | |

Table 4
Comparison of Credentials and Emergency Permits in Each Teaching Specialty Issued July 1, 2004 to June 30, 2005

This table compares the number of teaching credentials to emergency permits issued for multiple subject, single subject, and special education authorizations. The credential numbers include documents for individuals who were recommended by a California institution and individuals who completed a credential program outside of California. These data are presented for comparison purposes only. No inference may be made regarding the shortage or surplus of teachers for specific credential areas as information was not available regarding the numbers of teaching positions in each credential area, numbers of credential holders currently serving in schools, or the availability of newly credentialed teachers for vacant positions in schools. The number of subject areas on the single subject and special education credentials and permits is more than the total number of documents issued as some individuals qualified for more than one subject authorization on their document.

Multiple Subject Documents

| Subject | Credentials | Permits |
|-------------------------|---------------|--------------|
| General Subjects | 15,578 | 1,694 |

Single Subject Documents

| Subject | Credentials | Permits |
|-------------------------------------|--------------|------------|
| Agriculture | 50 | 14 |
| American Sign Language | 0 | 7 |
| Art | 389 | 96 |
| Business | 174 | 73 |
| English | 2,334 | 584 |
| Foreign Language: Armenian | 0 | 0 |
| Foreign Language: Bulgarian | 1 | 0 |
| Foreign Language: Chinese | 0 | 0 |
| Foreign Language: French | 90 | 24 |
| Foreign Language: German | 29 | 6 |
| Foreign Language: Italian | 2 | 1 |
| Foreign Language: Japanese | 14 | 8 |
| Foreign Language: Korean | 3 | 0 |
| Foreign Language: Latin | 3 | 2 |
| Foreign Language: Mandarin | 5 | 0 |
| Foreign Language: Pilipino | 0 | 0 |
| Foreign Language: Portuguese | 1 | 0 |
| Foreign Language: Punjabi | 2 | 0 |
| Foreign Language: Romanian | 0 | 0 |
| Foreign Language: Russian | 12 | 1 |
| Foreign Language: Spanish | 470 | 190 |
| Foreign Language: Tagalog | 0 | 0 |
| Foreign Language: Ukrainian | 0 | 0 |
| Foreign Language: Vietnamese | 2 | 1 |

**Single Subject Documents
(Continued)**

| Subject | Credentials | Permits |
|--|--------------|------------|
| Government | 1 | 0 |
| Health Science | 236 | 26 |
| Home Economics | 47 | 7 |
| History | 0 | 0 |
| Industrial Technology | 37 | 20 |
| Mathematics | 1033 | 751 |
| Mathematics (Foundational-Level) | 384 | 42 |
| Music | 301 | 151 |
| Physical Education | 745 | 317 |
| Social Science | 1,967 | 356 |
| | | |
| Sciences: | | |
| Biological Sciences (Specialized) | 45 | 4 |
| Chemistry (Specialized) | 22 | 1 |
| Geosciences (Specialized) | 8 | 1 |
| Physics (Specialized) | 7 | 0 |
| Life Science | 3 | 0 |
| Physical Science | 0 | 2 |
| Science: Biological Sciences | 949 | 373 |
| Science: Chemistry | 252 | 136 |
| Science: Geosciences | 140 | 38 |
| Science: Physics | 127 | 55 |

Special Education Documents

| Specialist Credential Area | Credentials | Permits |
|--|--------------|--------------|
| Deaf and Hard of Hearing | 49 | 71 |
| Early Childhood Specialist | 136 | 239 |
| Mild/Moderate Disabilities | 2,410 | 2,020 |
| Moderate/Severe Disabilities | 545 | 742 |
| Physical and Health Impairments | 9 | 36 |
| Visual Impairments | 21 | 38 |
| Resource Specialist | | 24 |

Table 5
Certificates, Permits, and Waivers Requested by Counties and Agencies:
July 1, 2004 to June 30, 2005

This table provides information on the number of University Internships, District Internships, Special Temporary Certificates, Pre-Internships, Emergency Permits, and Credential Waivers issued to each county and district. The first two columns identify the county and agency. The "Agency Total" column provides the total number of each type of document and the grand total of documents issued for each agency. The "Credential Title" column breaks down the general document type (e.g. University Internship, Emergency Permit, etc.) by the specific document type (e.g. Multiple Subject, Education Specialist, etc.) for each agency. The "Cred Total" column identifies the total number of specific documents issued to an employer. The "Subject" column breaks out the specific document type by all subject areas listed on the documents. The final column identifies the total number of subjects listed on each specific document issued to an employer.

Notes: CLAD = Crosscultural, Language and Academic Development authorization for teaching English as a Second Language and specialized academic instruction for limited English proficient (LEP) students.

BCLAD = Bilingual, Crosscultural, Language and Academic Development for teaching LEP students in the primary language.

Subject total may be higher than credential total as some individuals earned more than one authorization.

| County Name | Agency Name | Agency Total | % Agency | Credential Title | Cred Total | Subject | Subj Total |
|-------------|--|--------------|----------|---|------------|----------------------------------|------------|
| ALAMEDA | ALAMEDA CITY UNIFIED SCHOOL DISTRICT | 1 | 0.18% | UNIVERSITY INTERNSHIP CREDENTIALS | | | |
| | | | | Multiple Subject Teaching Credential | 1 | | |
| | | | | | | General Subjects (Examination) | 1 |
| | | 2 | 0.37% | DISTRICT INTERNSHIP CERTIFICATES | | | |
| | | | | District Intern Credential / Single Subject | 2 | | |
| | | | | | | English (Examination) | 1 |
| | | | | | | Physical Education (Examination) | 1 |
| | | 2 | 0.37% | SPECIAL TEMPORARY CERTIFICATE | | | |
| | | | | Special Temporary Cert / Ed. Specialist | 1 | | |
| | | | | | | Mild/Moderate Disabilities | 1 |
| | | | | Special Temporary Cert / Multiple Subject | 1 | | |
| | | | | | | General Subjects (Examination) | 1 |
| | | 2 | 0.37% | PRE-INTERNSHIP CERTIFICATES | | | |
| | | | | Pre-Intern Certificate / Ed. Specialist | 1 | | |
| | | | | | | Mild/Moderate Disabilities | 1 |
| | | | | Pre-Intern Certificate / Multiple Subject | 1 | | |
| | | | | | | General Subjects | 1 |
| | | 9 | 1.65% | EMERGENCY PERMITS | | | |
| | | | | Education Specialist Instruction Permit | 5 | | |
| | | | | | | Mild/Moderate Disabilities | 1 |
| | | | | | | Moderate/Severe Disabilities | 4 |
| | | | | Multiple Subject Teaching Permit | 1 | | |
| | | | | | | General Subjects | 1 |
| | | | | Single Subject Teaching Permit | 3 | | |
| | | | | | | Mathematics | 3 |
| | | 1 | 0.18% | CREDENTIAL WAIVERS | | | |
| | | | | Education Specialist Instruction Credential | 1 | | |
| | | | | | | Moderate/Severe Disabilities | 1 |
| | | 530 | 96.89% | Fully Credentialed Teachers | | | |
| | ALAMEDA CITY UNIFIED SCHOOL DISTRICT Total | 547 | | | | | |
| ALAMEDA | ALAMEDA COUNTY OFFICE OF EDUCATION | 4 | 11.11% | UNIVERSITY INTERNSHIP CREDENTIALS | | | |
| | | | | Education Specialist Instruction Credential | 1 | | |
| | | | | | | Mild/Moderate Disabilities | 1 |
| | | | | Multiple Subject Teaching Credential | 1 | | |
| | | | | | | General Subjects (Examination) | 1 |
| | | | | Single Subject Teaching Credential | 2 | | |

| County Name | Agency Name | Agency Total | % Agency | Credential Title | Cred Total | Subject | Subj Total |
|-------------|---|--------------|----------|---|------------|-----------------------------------|------------|
| | | | | | | Home Economics (Examination) | 1 |
| | | | | | | Physical Education | 1 |
| | | 6 | 16.67% | EMERGENCY PERMITS | | | |
| | | | | Education Specialist Instruction Permit | 5 | | |
| | | | | | | Early Childhood Special Education | 1 |
| | | | | | | Mild/Moderate Disabilities | 4 |
| | | | | Multiple Subject Teaching Permit | 1 | | |
| | | 26 | 72.22% | Fully Credentialed Teachers | | General Subjects | 1 |
| | ALAMEDA COUNTY OFFICE OF EDUCATION Total | 36 | | | | | |
| ALAMEDA | ALBANY UNIFIED SCHOOL DISTRICT | 2 | 1.20% | UNIVERSITY INTERNSHIP CREDENTIALS | | | |
| | | | | Education Specialist Instruction Credential | 1 | | |
| | | | | | | Mild/Moderate Disabilities | 1 |
| | | | | Single Subject Teaching Credential | 1 | | |
| | | 1 | 0.60% | EMERGENCY PERMITS | | Social Science | 1 |
| | | | | Single Subject Teaching Permit | 1 | | |
| | | | | | | Physical Education | 1 |
| | ALBANY UNIFIED SCHOOL DISTRICT Total | 164 | 98.20% | Fully Credentialed Teachers | | | |
| | ALAMEDA | 167 | | | | | |
| | BERKELEY UNIFIED SCHOOL DISTRICT | 4 | 0.88% | UNIVERSITY INTERNSHIP CREDENTIALS | | | |
| | | | | Education Specialist Instruction Credential | 2 | | |
| | | | | | | Mild/Moderate Disabilities | 2 |
| | | | | Single Subject Teaching Credential | 2 | | |
| | | | | | | Foreign Language: Spanish (Exam) | 1 |
| | | | | | | Social Science | 1 |
| | | 1 | 0.22% | DISTRICT INTERNSHIP CERTIFICATES | | | |
| | | | | District Intern Credential / Single Subject | 1 | | |
| | | | | | | Physical Education (Examination) | 1 |
| | | 1 | 0.22% | SPECIAL TEMPORARY CERTIFICATE | | | |
| | | | | Special Temporary Cert / Ed. Specialist | 1 | | |
| | | | | | | Mild/Moderate Disabilities | 1 |
| | | 14 | 3.08% | EMERGENCY PERMITS | | | |
| | | | | Education Specialist Instruction Permit | 9 | | |
| | | | | | | Mild/Moderate Disabilities | 2 |
| | | | | | | Moderate/Severe Disabilities | 7 |
| | | | | Multiple Subject Teaching Permit | 1 | | |
| | | | | | | General Subjects | 1 |
| | | | | Single Subject Teaching Permit | 4 | | |
| | | | | | | Foreign Language: French | 1 |
| | | | | | | Mathematics | 1 |
| | | | | | | Music | 1 |
| | | | | | | Physical Education | 1 |
| | BERKELEY UNIFIED SCHOOL DISTRICT Total | 434 | 95.59% | Fully Credentialed Teachers | | | |
| | ALAMEDA | 454 | | | | | |
| | CASTRO VALLEY UNIFIED SCHOOL DISTRICT | 1 | 0.26% | UNIVERSITY INTERNSHIP CREDENTIALS | | | |
| | | | | Single Subject Teaching Credential | 1 | | |
| | | | | | | English (Examination) | 1 |
| | | 4 | 1.02% | SPECIAL TEMPORARY CERTIFICATE | | | |
| | | | | Special Temporary Cert / Ed. Specialist | 4 | | |
| | | | | | | Mild/Moderate Disabilities | 3 |
| | | | | | | Moderate/Severe Disabilities | 1 |
| | | 1 | 0.26% | EMERGENCY PERMITS | | | |
| | | | | Education Specialist Instruction Permit | 1 | | |
| | | | | | | Mild/Moderate Disabilities | 1 |
| | CASTRO VALLEY UNIFIED SCHOOL DISTRICT Total | 385 | 98.47% | Fully Credentialed Teachers | | | |
| | ALAMEDA | 391 | | | | | |
| | DUBLIN UNIFIED SCHOOL DISTRICT | 3 | 1.38% | UNIVERSITY INTERNSHIP CREDENTIALS | | | |
| | | | | Education Specialist Instruction Credential | 1 | | |
| | | | | | | Mild/Moderate Disabilities | 1 |
| | | | | Single Subject Teaching Credential | 2 | | |
| | | | | | | Foundational-Level Math (Exam) | 1 |
| | | | | | | Science: Biological Sci (Exam) | 1 |
| | | | | | | Science: Chemistry (Examination) | 1 |

| County Name | Agency Name | Agency Total | % Agency | Credential Title | Cred Total | Subject | Subj Total |
|-------------|--------------------------------------|--------------|----------|---|------------|----------------------------------|------------|
| | | 5 | 2.30% | EMERGENCY PERMITS | | | |
| | | | | Education Specialist Instruction Permit | 2 | | |
| | | | | | | Mild/Moderate Disabilities | 1 |
| | | | | | | Moderate/Severe Disabilities | 1 |
| | | | | Single Subject Teaching Permit | 3 | | |
| | | | | | | Business | 1 |
| | | | | | | Mathematics | 1 |
| | | | | | | Physical Education | 1 |
| | | | | | | Physical Education (Examination) | 1 |
| | | 209 | 96.31% | Fully Credentialed Teachers | | | |
| | DUBLIN UNIFIED SCHOOL DISTRICT Total | 217 | | | | | |
| ALAMEDA | EMERY UNIFIED | 1 | 2.13% | EMERGENCY PERMITS | | | |
| | | | | Single Subject Teaching Permit | 1 | | |
| | | | | | | English | 1 |
| | | 46 | 97.87% | Fully Credentialed Teachers | | | |
| | EMERY UNIFIED Total | 47 | | | | | |
| ALAMEDA | FREMONT UNIFIED SCHOOL DISTRICT | 12 | 0.80% | UNIVERSITY INTERNSHIP CREDENTIALS | | | |
| | | | | Education Specialist Instruction Credential | 5 | | |
| | | | | | | Mild/Moderate Disabilities | 4 |
| | | | | | | Moderate/Severe Disabilities | 1 |
| | | | | Multiple Subject Teaching Credential | 2 | | |
| | | | | | | General Subjects (Examination) | 2 |
| | | | | Single Subject Teaching Credential | 5 | | |
| | | | | | | English (Examination) | 2 |
| | | | | | | Mathematics | 1 |
| | | | | | | Music | 1 |
| | | | | | | Social Science (Examination) | 1 |
| | | 10 | 0.67% | DISTRICT INTERNSHIP CERTIFICATES | | | |
| | | | | District Intern Credential / Ed. Specialist | 9 | | |
| | | | | | | Mild/Moderate Disabilities | 9 |
| | | | | District Intern Credential / Single Subject | 1 | | |
| | | | | | | Business (Examination) | 1 |
| | | 9 | 0.60% | SPECIAL TEMPORARY CERTIFICATE | | | |
| | | | | Special Temporary Cert / Ed. Specialist | 3 | | |
| | | | | | | Mild/Moderate Disabilities | 2 |
| | | | | | | Moderate/Severe Disabilities | 1 |
| | | | | Special Temporary Cert / Multiple Subject | 1 | | |
| | | | | | | General Subjects (Examination) | 1 |
| | | | | Special Temporary Cert / Single Subject | 5 | | |
| | | | | | | English (Examination) | 1 |
| | | | | | | Foundational-Level Math (Exam) | 1 |
| | | | | | | Physical Education (Examination) | 1 |
| | | | | | | Science: Biological Sci (Exam) | 1 |
| | | | | | | Science: Chemistry | 1 |
| | | 32 | 2.13% | EMERGENCY PERMITS | | | |
| | | | | Education Specialist Instruction Permit | 24 | | |
| | | | | | | Mild/Moderate Disabilities | 11 |
| | | | | | | Moderate/Severe Disabilities | 13 |
| | | | | Multiple Subject Teaching Permit | 1 | | |
| | | | | | | General Subjects | 1 |
| | | | | Single Subject Teaching Permit | 7 | | |
| | | | | | | Art | 1 |
| | | | | | | English | 2 |
| | | | | | | Foreign Language: Spanish | 1 |
| | | | | | | Mathematics (Examination) | 1 |
| | | | | | | Physical Education | 1 |
| | | | | | | Science: Biological Sciences | 1 |
| | | | | | | Social Science | 1 |
| | | 3 | 0.20% | CREDENTIAL WAIVERS | | | |
| | | | | Education Specialist Instruction Credential | 2 | | |
| | | | | | | Mild/Moderate Disabilities | 2 |
| | | | | Single Subject Teaching Credential | 1 | | |
| | | | | | | Music | 1 |
| | | 1436 | 95.61% | Fully Credentialed Teachers | | | |

| County Name | Agency Name | Agency Total | % Agency | Credential Title | Cred Total | Subject | Subj Total |
|-------------|--|--------------|----------|---|------------|----------------------------------|------------|
| | FREMONT UNIFIED SCHOOL DISTRICT Total | 1502 | | | | | |
| ALAMEDA | HAYWARD UNIFIED SCHOOL DISTRICT | 22 | 1.93% | UNIVERSITY INTERNSHIP CREDENTIALS | | | |
| | | | | Education Specialist Instruction Credential | 3 | | |
| | | | | | | Mild/Moderate Disabilities | 1 |
| | | | | | | Moderate/Severe Disabilities | 2 |
| | | | | Multiple Subject Teaching Credential | 9 | | |
| | | | | | | General Subjects (Examination) | 9 |
| | | | | Single Subject Teaching Credential | 10 | | |
| | | | | | | English (Examination) | 2 |
| | | | | | | Mathematics | 3 |
| | | | | | | Music (Examination) | 1 |
| | | | | | | Physical Education | 3 |
| | | | | | | Physical Education (Examination) | 1 |
| | | 5 | 0.44% | DISTRICT INTERNSHIP CERTIFICATES | | | |
| | | | | District Intern Credential / Single Subject | 5 | | |
| | | | | | | English (Examination) | 1 |
| | | | | | | Foundational-Level Math (Exam) | 2 |
| | | | | | | Science: Biological Sci (Exam) | 1 |
| | | | | | | Science: Biological Sci (Exam) | 1 |
| | | 7 | 0.62% | SPECIAL TEMPORARY CERTIFICATE | | | |
| | | | | Special Temporary Cert / Ed. Specialist | 2 | | |
| | | | | | | Moderate/Severe Disabilities | 2 |
| | | | | Special Temporary Cert / Multiple Subject | 2 | | |
| | | | | | | General Subjects (Examination) | 2 |
| | | | | Special Temporary Cert / Single Subject | 3 | | |
| | | | | | | Physical Education (Examination) | 2 |
| | | | | | | Social Science (Examination) | 1 |
| | | 1 | 0.09% | PRE-INTERNSHIP CERTIFICATES | | | |
| | | | | Pre-Intern Certificate / Single Subject | 1 | | |
| | | | | | | Mathematics | 1 |
| | | 40 | 3.51% | EMERGENCY PERMITS | | | |
| | | | | Education Specialist Instruction Permit | 10 | | |
| | | | | | | Mild/Moderate Disabilities | 3 |
| | | | | | | Moderate/Severe Disabilities | 7 |
| | | | | Multiple Subject Teaching Permit | 18 | | |
| | | | | | | General Subjects | 13 |
| | | | | | | General Subjects (Examination) | 5 |
| | | | | Single Subject Teaching Permit | 12 | | |
| | | | | | | English | 2 |
| | | | | | | English (Examination) | 1 |
| | | | | | | Mathematics | 4 |
| | | | | | | Physical Education | 3 |
| | | | | | | Science: Chemistry | 1 |
| | | | | | | Social Science | 1 |
| | | 1063 | 93.41% | Fully Credentialed Teachers | | | |
| | HAYWARD UNIFIED SCHOOL DISTRICT Total | 1138 | | | | | |
| ALAMEDA | LIVERMORE VALLEY JOINT UNIFIED SCHOOL DISTRICT | 3 | 0.53% | UNIVERSITY INTERNSHIP CREDENTIALS | | | |
| | | | | Education Specialist Instruction Credential | 1 | | |
| | | | | | | Mild/Moderate Disabilities | 1 |
| | | | | Multiple Subject Teaching Credential | 1 | | |
| | | | | | | General Subjects | 1 |
| | | | | Single Subject Teaching Credential | 1 | | |
| | | | | | | English | 1 |
| | | 5 | 0.89% | DISTRICT INTERNSHIP CERTIFICATES | | | |
| | | | | District Intern Credential / Ed. Specialist | 2 | | |
| | | | | | | Mild/Moderate Disabilities | 2 |
| | | | | District Intern Credential / Single Subject | 3 | | |
| | | | | | | Art (Examination) | 1 |
| | | | | | | Foundational-Level Math (Exam) | 1 |
| | | | | | | Science: Biological Sci (Exam) | 1 |
| | | 18 | 3.20% | EMERGENCY PERMITS | | | |
| | | | | Education Specialist Instruction Permit | 8 | | |
| | | | | | | Mild/Moderate Disabilities | 7 |
| | | | | | | Moderate/Severe Disabilities | 1 |

| County Name | Agency Name | Agency Total | % Agency | Credential Title | Cred Total | Subject | Subj Total |
|-------------|--|--------------|----------|---|------------|-----------------------------------|------------|
| | | | | Multiple Subject Teaching Permit | 3 | | |
| | | | | | | General Subjects | 1 |
| | | | | | | General Subjects (Examination) | 2 |
| | | | | Single Subject Teaching Permit | 7 | | |
| | | | | | | Art | 1 |
| | | | | | | English | 1 |
| | | | | | | Foreign Language: Spanish | 1 |
| | | | | | | Home Economics | 1 |
| | | | | | | Physical Education | 2 |
| | | | | | | Science: Biological Sciences | 1 |
| | | 536 | 95.37% | Fully Credentialed Teachers | | | |
| | LIVERMORE VALLEY JOINT UNIFIED SCHOOL DIST Total | 562 | | | | | |
| ALAMEDA | MOUNTAIN HOUSE ELEMENTARY | 2 | 66.67% | UNIVERSITY INTERNSHIP CREDENTIALS | | | |
| | | | | Multiple Subject Teaching Credential | 2 | | |
| | | | | | | General Subjects (Examination) | 2 |
| | | 1 | 33.33% | Fully Credentialed Teachers | | | |
| | MOUNTAIN HOUSE ELEMENTARY Total | 3 | | | | | |
| ALAMEDA | NEW HAVEN UNIFIED SCHOOL DISTRICT | 41 | 6.37% | UNIVERSITY INTERNSHIP CREDENTIALS | | | |
| | | | | Education Specialist Instruction Credential | 4 | | |
| | | | | | | Mild/Moderate Disabilities | 3 |
| | | | | | | Moderate/Severe Disabilities | 1 |
| | | | | Multiple Subject Teaching Credential | 13 | | |
| | | | | | | General Subjects (Examination) | 13 |
| | | | | Single Subject Teaching Credential | 24 | | |
| | | | | | | English (Examination) | 7 |
| | | | | | | Foundational-Level Math (Exam) | 1 |
| | | | | | | Mathematics | 2 |
| | | | | | | Mathematics (Examination) | 3 |
| | | | | | | Physical Education | 4 |
| | | | | | | Science: Biological Sci (Exam) | 3 |
| | | | | | | Science: Chemistry (Examination) | 1 |
| | | | | | | Science: Physics (Examination) | 1 |
| | | | | | | Social Science (Examination) | 4 |
| | | 2 | 0.31% | SPECIAL TEMPORARY CERTIFICATE | | | |
| | | | | Special Temporary Cert / Ed. Specialist | 2 | | |
| | | | | | | Mild/Moderate Disabilities | 2 |
| | | 15 | 2.33% | EMERGENCY PERMITS | | | |
| | | | | Education Specialist Instruction Permit | 6 | | |
| | | | | | | Early Childhood Special Education | 1 |
| | | | | | | Mild/Moderate Disabilities | 4 |
| | | | | | | Moderate/Severe Disabilities | 1 |
| | | | | Multiple Subject Teaching Permit | 3 | | |
| | | | | | | General Subjects | 2 |
| | | | | | | General Subjects (Examination) | 1 |
| | | | | Single Subject Teaching Permit | 6 | | |
| | | | | | | Art | 1 |
| | | | | | | English | 2 |
| | | | | | | Music | 1 |
| | | | | | | Physical Education | 1 |
| | | | | | | Science: Chemistry | 1 |
| | | | | | | Social Science | 2 |
| | | 586 | 90.99% | Fully Credentialed Teachers | | | |
| | NEW HAVEN UNIFIED SCHOOL DISTRICT Total | 644 | | | | | |
| ALAMEDA | NEWARK UNIFIED SCHOOL DISTRICT | 5 | 1.39% | UNIVERSITY INTERNSHIP CREDENTIALS | | | |
| | | | | Education Specialist Instruction Credential | 2 | | |
| | | | | | | Mild/Moderate Disabilities | 2 |
| | | | | Multiple Subject Teaching Credential | 1 | | |
| | | | | | | General Subjects | 1 |
| | | | | Single Subject Teaching Credential | 2 | | |
| | | | | | | Physical Education (Examination) | 1 |
| | | | | | | Science: Chemistry | 1 |
| | | | | | | Science: Physics | 1 |
| | | 1 | 0.28% | DISTRICT INTERNSHIP CERTIFICATES | | | |
| | | | | District Intern Credential / Single Subject | 1 | | |

| County Name | Agency Name | Agency Total | % Agency | Credential Title | Cred Total | Subject | Subj Total |
|-------------|--------------------------------------|--------------|----------|---|------------|-------------------------------------|------------|
| | | | | | | Social Science (Examination) | 1 |
| | | 3 | 0.83% | SPECIAL TEMPORARY CERTIFICATE | | | |
| | | | | Special Temporary Cert / Ed. Specialist | 1 | | |
| | | | | | | Mild/Moderate Disabilities | 1 |
| | | | | Special Temporary Cert / Single Subject | 2 | | |
| | | | | | | English | 1 |
| | | 16 | 4.43% | EMERGENCY PERMITS | | Science: Biological Sci (Exam) | 1 |
| | | | | Education Specialist Instruction Permit | 6 | | |
| | | | | | | Early Childhood Special Education | 2 |
| | | | | | | Mild/Moderate Disabilities | 4 |
| | | | | Multiple Subject Teaching Permit | 1 | | |
| | | | | | | General Subjects | 1 |
| | | | | Single Subject Teaching Permit | 9 | | |
| | | | | | | English | 1 |
| | | | | | | Mathematics | 3 |
| | | | | | | Physical Education | 1 |
| | | | | | | Science: Biological Sciences | 2 |
| | | | | | | Science: Geosciences | 1 |
| | | | | | | Social Science | 1 |
| | | 2 | 0.55% | CREDENTIAL WAIVERS | | | |
| | | | | Single Subject Teaching Credential | 2 | | |
| | | | | | | Industrial and Technology Educ | 1 |
| | | | | | | Mathematics | 1 |
| | | 334 | 92.52% | Fully Credentialed Teachers | | | |
| | NEWARK UNIFIED SCHOOL DISTRICT Total | 361 | | | | | |
| ALAMEDA | OAKLAND UNIFIED SCHOOL DISTRICT | 128 | 4.82% | UNIVERSITY INTERNSHIP CREDENTIALS | | | |
| | | | | Education Specialist Instruction Credential | 31 | | |
| | | | | | | Early Childhood Special Education | 2 |
| | | | | | | Mild/Moderate Disabilities | 19 |
| | | | | | | Moderate/Severe Disabilities | 10 |
| | | | | | | Visual Impairments | 1 |
| | | | | Multiple Subject Teaching Credential | 45 | | |
| | | | | | | General Subjects | 6 |
| | | | | | | General Subjects (Examination) | 40 |
| | | | | Single Subject Teaching Credential | 52 | | |
| | | | | | | Art | 2 |
| | | | | | | Biological Sci (Specialized) (Exam) | 1 |
| | | | | | | English (Examination) | 8 |
| | | | | | | Foreign Language: French | 1 |
| | | | | | | Foreign Language: Spanish | 1 |
| | | | | | | Foreign Language: Spanish (Exam) | 1 |
| | | | | | | Foundational-Level Math (Exam) | 10 |
| | | | | | | Mathematics | 1 |
| | | | | | | Mathematics (Examination) | 5 |
| | | | | | | Physical Education (Examination) | 1 |
| | | | | | | Physics (Specialized) (Examination) | 1 |
| | | | | | | Science: Biological Sci (Exam) | 6 |
| | | | | | | Science: Chemistry (Examination) | 1 |
| | | | | | | Science: Physics (Examination) | 2 |
| | | | | | | Social Science | 3 |
| | | | | | | Social Science (Examination) | 10 |
| | | 13 | 0.49% | DISTRICT INTERNSHIP CERTIFICATES | | | |
| | | | | District Intern Credential / Ed. Specialist | 4 | | |
| | | | | | | Mild/Moderate Disabilities | 4 |
| | | | | District Intern Credential / Multiple Subject | 2 | | |
| | | | | | | General Subjects (Examination) | 2 |
| | | | | District Intern Credential / Single Subject | 7 | | |
| | | | | | | English (Examination) | 1 |
| | | | | | | Foundational-Level Math (Exam) | 1 |
| | | | | | | Mathematics | 1 |
| | | | | | | Science: Biological Sci (Exam) | 2 |
| | | | | | | Science: Chemistry (Examination) | 1 |
| | | | | | | Social Science (Examination) | 1 |

| County Name | Agency Name | Agency Total | % Agency | Credential Title | Cred Total | Subject | Subj Total |
|-------------|---|--------------|----------|---|------------|-------------------------------------|------------|
| | | 8 | 0.30% | SPECIAL TEMPORARY CERTIFICATE | | | |
| | | | | Special Temporary Cert / Ed. Specialist | 4 | | |
| | | | | | | Mild/Moderate Disabilities | 3 |
| | | | | | | Moderate/Severe Disabilities | 1 |
| | | | | Special Temporary Cert / Multiple Subject | 2 | | |
| | | | | | | General Subjects (Examination) | 2 |
| | | | | Special Temporary Cert / Single Subject | 2 | | |
| | | | | | | Biological Sci (Specialized) (Exam) | 1 |
| | | | | | | English | 1 |
| | | | | | | Foundational-Level Math (Exam) | 1 |
| | | 1 | 0.04% | PRE-INTERNSHIP CERTIFICATES | | | |
| | | | | Pre-Intern Certificate / Ed. Specialist | 1 | | |
| | | | | | | Mild/Moderate Disabilities | 1 |
| | | 18 | 0.68% | EMERGENCY PERMITS | | | |
| | | | | Education Specialist Instruction Permit | 8 | | |
| | | | | | | Deaf and Hard-of-Hearing | 1 |
| | | | | | | Early Childhood Special Education | 2 |
| | | | | | | Mild/Moderate Disabilities | 4 |
| | | | | | | Moderate/Severe Disabilities | 1 |
| | | | | Multiple Subject Teaching Permit | 1 | | |
| | | | | | | General Subjects | 1 |
| | | | | Single Subject Teaching Permit | 9 | | |
| | | | | | | Foundational-Level Math (Exam) | 1 |
| | | | | | | Mathematics | 3 |
| | | | | | | Science: Biological Sciences | 3 |
| | | | | | | Science: Biological Sci (Exam) | 1 |
| | | | | | | Science: Physics | 1 |
| | | 1 | 0.04% | CREDENTIAL WAIVERS | | | |
| | | | | Education Specialist Instruction Credential | 1 | | |
| | | | | | | Early Childhood Special Education | 1 |
| | | 2485 | 93.63% | Fully Credentialed Teachers | | | |
| | OAKLAND UNIFIED SCHOOL DISTRICT Total | 2654 | | | | | |
| ALAMEDA | PIEDMONT CITY UNIFIED SCHOOL DISTRICT | 3 | 1.94% | UNIVERSITY INTERNSHIP CREDENTIALS | | | |
| | | | | Education Specialist Instruction Credential | 1 | | |
| | | | | | | Mild/Moderate Disabilities | 1 |
| | | | | Single Subject Teaching Credential | 2 | | |
| | | | | | | English (Examination) | 1 |
| | | | | | | Music (Examination) | 1 |
| | | 1 | 0.65% | EMERGENCY PERMITS | | | |
| | | | | Single Subject Teaching Permit | 1 | | |
| | | | | | | Music | 1 |
| | | 151 | 97.42% | Fully Credentialed Teachers | | | |
| | PIEDMONT CITY UNIFIED SCHOOL DISTRICT Total | 155 | | | | | |
| ALAMEDA | PLEASANTON UNIFIED SCHOOL DISTRICT | 5 | 0.73% | UNIVERSITY INTERNSHIP CREDENTIALS | | | |
| | | | | Single Subject Teaching Credential | 5 | | |
| | | | | | | Art | 1 |
| | | | | | | English (Examination) | 1 |
| | | | | | | Foreign Language: French | 1 |
| | | | | | | Mathematics | 1 |
| | | | | | | Physical Education (Examination) | 1 |
| | | 1 | 0.15% | SPECIAL TEMPORARY CERTIFICATE | | | |
| | | | | Special Temporary Cert / Single Subject | 1 | | |
| | | | | | | Social Science (Examination) | 1 |
| | | 7 | 1.02% | EMERGENCY PERMITS | | | |
| | | | | Education Specialist Instruction Permit | 4 | | |
| | | | | | | Deaf and Hard-of-Hearing | 1 |
| | | | | | | Early Childhood Special Education | 2 |
| | | | | | | Mild/Moderate Disabilities | 1 |
| | | | | | | Moderate/Severe Disabilities | 1 |
| | | | | Single Subject Teaching Permit | 3 | | |
| | | | | | | Foreign Lang: American Sign Lang | 2 |
| | | | | | | Industrial and Technology Educ | 1 |
| | | 672 | 98.10% | Fully Credentialed Teachers | | | |
| | PLEASANTON UNIFIED SCHOOL DISTRICT Total | 685 | | | | | |

| County Name | Agency Name | Agency Total | % Agency | Credential Title | Cred Total | Subject | Subj Total |
|-------------|---|--------------|----------|---|------------|-----------------------------------|------------|
| ALAMEDA | SAN LEANDRO UNIFIED SCHOOL DISTRICT | 4 | 0.95% | UNIVERSITY INTERNSHIP CREDENTIALS | | | |
| | | | | Education Specialist Instruction Credential | 2 | | |
| | | | | Single Subject Teaching Credential | 2 | Mild/Moderate Disabilities | 2 |
| | | | | | | Physical Education (Examination) | 1 |
| | | | | | | Science: Chemistry (Examination) | 1 |
| | | 3 | 0.71% | DISTRICT INTERNSHIP CERTIFICATES | | | |
| | | | | District Intern Credential / Ed. Specialist | 1 | | |
| | | | | | | Mild/Moderate Disabilities | 1 |
| | | | | District Intern Credential / Single Subject | 2 | | |
| | | | | | | Foundational-Level Math (Exam) | 1 |
| | | | | | | Mathematics (Examination) | 1 |
| | | 3 | 0.71% | SPECIAL TEMPORARY CERTIFICATE | | | |
| | | | | Special Temporary Cert / Ed. Specialist | 2 | | |
| | | | | | | Mild/Moderate Disabilities | 1 |
| | | | | | | Moderate/Severe Disabilities | 1 |
| | | | | Special Temporary Cert / Single Subject | 1 | | |
| | | | | | | English (Examination) | 1 |
| | | 12 | 2.84% | EMERGENCY PERMITS | | | |
| | | | | Education Specialist Instruction Permit | 7 | | |
| | | | | | | Early Childhood Special Education | 1 |
| | | | | | | Mild/Moderate Disabilities | 4 |
| | | | | | | Moderate/Severe Disabilities | 2 |
| | | | | Multiple Subject Teaching Permit | 3 | | |
| | | | | | | General Subjects | 3 |
| | | | | Single Subject Teaching Permit | 2 | | |
| | | | | | | English | 1 |
| | | | | | | Physical Education | 1 |
| | | 1 | 0.24% | CREDENTIAL WAIVERS | | | |
| | | | | Education Specialist Instruction Credential | 1 | | |
| | | | | | | Mild/Moderate Disabilities | 1 |
| | | 399 | 94.55% | Fully Credentialed Teachers | | | |
| | SAN LEANDRO UNIFIED SCHOOL DISTRICT Total | 422 | | | | | |
| ALAMEDA | SAN LORENZO UNIFIED | 9 | 1.61% | UNIVERSITY INTERNSHIP CREDENTIALS | | | |
| | | | | Multiple Subject Teaching Credential | 3 | | |
| | | | | | | General Subjects (Examination) | 3 |
| | | | | Single Subject Teaching Credential | 6 | | |
| | | | | | | English (Examination) | 1 |
| | | | | | | Foreign Language: French (Exam) | 1 |
| | | | | | | Foreign Language: Spanish (Exam) | 1 |
| | | | | | | Mathematics (Examination) | 3 |
| | | 2 | 0.36% | DISTRICT INTERNSHIP CERTIFICATES | | | |
| | | | | District Intern Credential / Multiple Subject | 1 | | |
| | | | | | | General Subjects (Examination) | 1 |
| | | | | District Intern Credential / Single Subject | 1 | | |
| | | | | | | Science: Biological Sci (Exam) | 1 |
| | | 3 | 0.54% | SPECIAL TEMPORARY CERTIFICATE | | | |
| | | | | Special Temporary Cert / Multiple Subject | 2 | | |
| | | | | | | General Subjects | 1 |
| | | | | | | General Subjects (Examination) | 1 |
| | | | | Special Temporary Cert / Single Subject | 1 | | |
| | | | | | | Business | 1 |
| | | 16 | 2.86% | EMERGENCY PERMITS | | | |
| | | | | Education Specialist Instruction Permit | 4 | | |
| | | | | | | Mild/Moderate Disabilities | 2 |
| | | | | | | Moderate/Severe Disabilities | 2 |
| | | | | Multiple Subject Teaching Permit | 3 | | |
| | | | | | | General Subjects | 3 |
| | | | | Single Subject Teaching Permit | 9 | | |
| | | | | | | English (Examination) | 2 |
| | | | | | | Mathematics | 2 |
| | | | | | | Physical Education | 3 |
| | | | | | | Science: Biological Sciences | 1 |
| | | | | | | Social Science | 2 |

| County Name | Agency Name | Agency Total | % Agency | Credential Title | Cred Total | Subject | Subj Total |
|-------------|---|--------------|----------|--|------------|-----------------------------------|------------|
| | | 530 | 94.64% | Fully Credentialed Teachers | | | |
| | SAN LORENZO UNIFIED Total | 560 | | | | | |
| ALAMEDA | SUNOL GLEN UNIFIED | 1 | 2.94% | UNIVERSITY INTERNSHIP CREDENTIALS Multiple Subject Teaching Credential | 1 | General Subjects (Examination) | 1 |
| | | 3 | 8.82% | EMERGENCY PERMITS Multiple Subject Teaching Permit | 3 | General Subjects | 1 |
| | | | | | | General Subjects (Examination) | 2 |
| | SUNOL GLEN UNIFIED Total | 30 | 88.24% | Fully Credentialed Teachers | | | |
| | SUNOL GLEN UNIFIED Total | 34 | | | | | |
| ALPINE | ALPINE COUNTY UNIFIED SCHOOL DISTRICT | 1 | 6.67% | EMERGENCY PERMITS Single Subject Teaching Permit | 1 | Art | 1 |
| | | 14 | 93.33% | Fully Credentialed Teachers | | | |
| | ALPINE COUNTY UNIFIED SCHOOL DISTRICT Total | 15 | | | | | |
| AMADOR | AMADOR COUNTY OFFICE OF EDUCATION | 3 | 8.11% | EMERGENCY PERMITS Education Specialist Instruction Permit | 2 | Mild/Moderate Disabilities | 1 |
| | | | | | | Moderate/Severe Disabilities | 1 |
| | | | | Multiple Subject Teaching Permit | 1 | General Subjects | 1 |
| | | 34 | 91.89% | Fully Credentialed Teachers | | | |
| | AMADOR COUNTY OFFICE OF EDUCATION Total | 37 | | | | | |
| AMADOR | AMADOR COUNTY UNIFIED SCHOOL DISTRICT | 2 | 0.99% | DISTRICT INTERNSHIP CERTIFICATES District Intern Credential / Ed. Specialist | 1 | Mild/Moderate Disabilities | 1 |
| | | | | District Intern Credential / Single Subject | 1 | Social Science (Examination) | 1 |
| | | 4 | 1.97% | EMERGENCY PERMITS Education Specialist Instruction Permit | 2 | Mild/Moderate Disabilities | 2 |
| | | | | Single Subject Teaching Permit | 2 | Business (Examination) | 1 |
| | | | | | | Mathematics | 1 |
| | | 1 | 0.49% | CREDENTIAL WAIVERS Single Subject Teaching Credential | 1 | Foreign Language: Spanish | 1 |
| | | 196 | 96.55% | Fully Credentialed Teachers | | | |
| | AMADOR COUNTY UNIFIED SCHOOL DISTRICT Total | 203 | | | | | |
| BUTTE | BIGGS UNIFIED | 1 | 2.44% | EMERGENCY PERMITS Multiple Subject Teaching Permit | 1 | General Subjects | 1 |
| | | 40 | 97.56% | Fully Credentialed Teachers | | | |
| | BIGGS UNIFIED Total | 41 | | | | | |
| BUTTE | BUTTE COUNTY OFFICE OF EDUCATION | 1 | 1.56% | UNIVERSITY INTERNSHIP CREDENTIALS Education Specialist Instruction Credential | 1 | Moderate/Severe Disabilities | 1 |
| | | 5 | 7.81% | EMERGENCY PERMITS Education Specialist Instruction Permit | 4 | Early Childhood Special Education | 2 |
| | | | | | | Moderate/Severe Disabilities | 1 |
| | | | | Multiple Subject Teaching Permit | 1 | Visual Impairments | 1 |
| | | | | | | General Subjects | 1 |
| | | 58 | 90.63% | Fully Credentialed Teachers | | | |
| | BUTTE COUNTY OFFICE OF EDUCATION Total | 64 | | | | | |
| BUTTE | CHICO UNIFIED SCHOOL DISTRICT | 1 | 0.15% | UNIVERSITY INTERNSHIP CREDENTIALS Single Subject Teaching Credential | 1 | Industrial and Technology Educ | 1 |
| | | 37 | 5.37% | EMERGENCY PERMITS Education Specialist Instruction Permit | 12 | Early Childhood Special Education | 1 |
| | | | | | | Mild/Moderate Disabilities | 5 |

| County Name | Agency Name | Agency Total | % Agency | Credential Title | Cred Total | Subject | Subj Total |
|-------------|---|--------------|----------|---|------------|-----------------------------------|------------|
| | | | | | | Moderate/Severe Disabilities | 8 |
| | | | | Multiple Subject Teaching Permit | 23 | | |
| | | | | | | General Subjects | 12 |
| | | | | | | General Subjects (Examination) | 11 |
| | | | | Single Subject Teaching Permit | 2 | | |
| | | | | | | Foreign Language: Japanese | 1 |
| | | | | | | Music | 1 |
| | CHICO UNIFIED SCHOOL DISTRICT Total | 651 | 94.48% | Fully Credentialed Teachers | | | |
| | | 689 | | | | | |
| BUTTE | DURHAM UNIFIED SCHOOL DISTRICT | 1 | 1.61% | EMERGENCY PERMITS | | | |
| | | | | Multiple Subject Teaching Permit | 1 | | |
| | | | | | | General Subjects | 1 |
| | | 61 | 98.39% | Fully Credentialed Teachers | | | |
| | DURHAM UNIFIED SCHOOL DISTRICT Total | 62 | | | | | |
| BUTTE | GRIDLEY UNIFIED SCHOOL DISTRICT | 1 | 0.94% | UNIVERSITY INTERNSHIP CREDENTIALS | | | |
| | | | | Education Specialist Instruction Credential | 1 | | |
| | | | | | | Mild/Moderate Disabilities | 1 |
| | | 105 | 99.06% | Fully Credentialed Teachers | | | |
| | GRIDLEY UNIFIED SCHOOL DISTRICT Total | 106 | | | | | |
| BUTTE | MANZANITA ELEMENTARY | 1 | 8.33% | UNIVERSITY INTERNSHIP CREDENTIALS | | | |
| | | | | Education Specialist Instruction Credential | 1 | | |
| | | | | | | Mild/Moderate Disabilities | 1 |
| | | 11 | 91.67% | Fully Credentialed Teachers | | | |
| | MANZANITA ELEMENTARY Total | 12 | | | | | |
| BUTTE | OROVILLE UNION HIGH SCHOOL DISTRICT | 6 | 4.55% | UNIVERSITY INTERNSHIP CREDENTIALS | | | |
| | | | | Education Specialist Instruction Credential | 3 | | |
| | | | | | | Mild/Moderate Disabilities | 3 |
| | | | | Single Subject Teaching Credential | 3 | | |
| | | | | | | English | 1 |
| | | | | | | Mathematics | 2 |
| | | 4 | 3.03% | EMERGENCY PERMITS | | | |
| | | | | Single Subject Teaching Permit | 4 | | |
| | | | | | | Health Science | 1 |
| | | | | | | Mathematics | 3 |
| | | | | | | Physical Education | 1 |
| | OROVILLE UNION HIGH SCHOOL DISTRICT Total | 132 | 92.42% | Fully Credentialed Teachers | | | |
| BUTTE | PALERMO UNION SCHOOL DISTRICT | 1 | 1.41% | EMERGENCY PERMITS | | | |
| | | | | Education Specialist Instruction Permit | 1 | | |
| | | | | | | Mild/Moderate Disabilities | 1 |
| | | 70 | 98.59% | Fully Credentialed Teachers | | | |
| | PALERMO UNION SCHOOL DISTRICT Total | 71 | | | | | |
| BUTTE | PARADISE UNIFIED SCHOOL DISTRICT | 5 | 1.78% | UNIVERSITY INTERNSHIP CREDENTIALS | | | |
| | | | | Education Specialist Instruction Credential | 3 | | |
| | | | | | | Mild/Moderate Disabilities | 2 |
| | | | | | | Moderate/Severe Disabilities | 1 |
| | | | | Multiple Subject Teaching Credential | 1 | | |
| | | | | | | General Subjects (Examination) | 1 |
| | | | | Single Subject Teaching Credential | 1 | | |
| | | | | | | Social Science | 1 |
| | | 4 | 1.42% | EMERGENCY PERMITS | | | |
| | | | | Education Specialist Instruction Permit | 2 | | |
| | | | | | | Early Childhood Special Education | 1 |
| | | | | | | Moderate/Severe Disabilities | 1 |
| | | | | Multiple Subject Teaching Permit | 1 | | |
| | | | | | | General Subjects | 1 |
| | | | | Single Subject Teaching Permit | 1 | | |
| | | | | | | Mathematics | 1 |
| | | 1 | 0.36% | CREDENTIAL WAIVERS | | | |
| | | | | Education Specialist Instruction Credential | 1 | | |
| | | | | | | Mild/Moderate Disabilities | 1 |
| | | 271 | 96.44% | Fully Credentialed Teachers | | | |
| | PARADISE UNIFIED SCHOOL DISTRICT Total | 281 | | | | | |
| CALAVERAS | BRET HARTE UNION HIGH SCHOOL DISTRICT | 3 | 5.88% | EMERGENCY PERMITS | | | |

| County Name | Agency Name | Agency Total | % Agency | Credential Title | Cred Total | Subject | Subj Total |
|--------------|---|--------------|----------|---|------------|--------------------------------|------------|
| | | | | Single Subject Teaching Permit | 3 | | |
| | | | | | | Art | 1 |
| | | | | | | English | 1 |
| | | | | | | Mathematics | 1 |
| | BRET HARTE UNION HIGH SCHOOL DISTRICT Total | 48 | 94.12% | Fully Credentialed Teachers | | | |
| | | 51 | | | | | |
| CALAVERAS | CALAVERAS COUNTY OFFICE OF EDUCATION | 3 | 10.00% | EMERGENCY PERMITS | | | |
| | | | | Education Specialist Instruction Permit | 3 | | |
| | | | | | | Mild/Moderate Disabilities | 1 |
| | | | | | | Moderate/Severe Disabilities | 2 |
| | CALAVERAS COUNTY OFFICE OF EDUCATION Total | 27 | 90.00% | Fully Credentialed Teachers | | | |
| | | 30 | | | | | |
| CALAVERAS | CALAVERAS UNIFIED SCHOOL DISTRICT | 1 | 0.56% | UNIVERSITY INTERNSHIP CREDENTIALS | | | |
| | | | | Education Specialist Instruction Credential | 1 | | |
| | | | | | | Moderate/Severe Disabilities | 1 |
| | | 2 | 1.12% | EMERGENCY PERMITS | | | |
| | | | | Education Specialist Instruction Permit | 2 | | |
| | | | | | | Mild/Moderate Disabilities | 1 |
| | | | | | | Moderate/Severe Disabilities | 1 |
| | CALAVERAS UNIFIED SCHOOL DISTRICT Total | 175 | 98.31% | Fully Credentialed Teachers | | | |
| | | 178 | | | | | |
| CALAVERAS | MARK TWAIN UNION ELEMENTARY SCHOOL DISTRICT | 2 | 5.56% | EMERGENCY PERMITS | | | |
| | | | | Education Specialist Instruction Permit | 1 | | |
| | | | | | | Mild/Moderate Disabilities | 1 |
| | | | | Single Subject Teaching Permit | 1 | | |
| | | | | | | Mathematics | 1 |
| | MARK TWAIN UNION ELEMENTARY SCHOOL DISTRICT Total | 34 | 94.44% | Fully Credentialed Teachers | | | |
| | | 36 | | | | | |
| COLUSA | COLUSA COUNTY OFFICE OF EDUCATION | 2 | 7.14% | UNIVERSITY INTERNSHIP CREDENTIALS | | | |
| | | | | Education Specialist Instruction Credential | 2 | | |
| | | | | | | Moderate/Severe Disabilities | 2 |
| | | 2 | 7.14% | SPECIAL TEMPORARY CERTIFICATE | | | |
| | | | | Special Temporary Cert / Ed. Specialist | 2 | | |
| | | | | | | Mild/Moderate Disabilities | 2 |
| | | 2 | 7.14% | EMERGENCY PERMITS | | | |
| | | | | Education Specialist Instruction Permit | 2 | | |
| | | | | | | Mild/Moderate Disabilities | 2 |
| | | | | | | Moderate/Severe Disabilities | 1 |
| | | 1 | 3.57% | CREDENTIAL WAIVERS | | | |
| | | | | Education Specialist Instruction Credential | 1 | | |
| | | | | | | Mild/Moderate Disabilities | 1 |
| | | 21 | 75.00% | Fully Credentialed Teachers | | | |
| | COLUSA COUNTY OFFICE OF EDUCATION Total | 28 | | | | | |
| COLUSA | MAXWELL UNIFIED SCHOOL DISTRICT | 1 | 3.85% | UNIVERSITY INTERNSHIP CREDENTIALS | | | |
| | | | | Single Subject Teaching Credential | 1 | | |
| | | | | | | English | 1 |
| | MAXWELL UNIFIED SCHOOL DISTRICT Total | 25 | 96.15% | Fully Credentialed Teachers | | | |
| | | 26 | | | | | |
| COLUSA | PIERCE JOINT UNIFIED SCHOOL DISTRICT | 1 | 1.47% | UNIVERSITY INTERNSHIP CREDENTIALS | | | |
| | | | | Single Subject Teaching Credential | 1 | | |
| | | | | | | English | 1 |
| | | 1 | 1.47% | EMERGENCY PERMITS | | | |
| | | | | Multiple Subject Teaching Permit | 1 | | |
| | | | | | | General Subjects | 1 |
| | PIERCE JOINT UNIFIED SCHOOL DISTRICT Total | 66 | 97.06% | Fully Credentialed Teachers | | | |
| | | 68 | | | | | |
| COLUSA | WILLIAMS UNIFIED SCHOOL DISTRICT | 1 | 1.82% | UNIVERSITY INTERNSHIP CREDENTIALS | | | |
| | | | | Education Specialist Instruction Credential | 1 | | |
| | | | | | | Moderate/Severe Disabilities | 1 |
| | WILLIAMS UNIFIED SCHOOL DISTRICT Total | 54 | 98.18% | Fully Credentialed Teachers | | | |
| | | 55 | | | | | |
| CONTRA COSTA | ACALANES UNION HIGH | 2 | 0.75% | UNIVERSITY INTERNSHIP CREDENTIALS | | | |
| | | | | Single Subject Teaching Credential | 2 | | |
| | | | | | | Foundational-Level Math (Exam) | 1 |

| County Name | Agency Name | Agency Total | % Agency | Credential Title | Cred Total | Subject | Subj Total |
|--------------|---------------------------------|--------------|----------|---|------------|------------------------------------|------------|
| | | | | | | Social Science (Examination) | 1 |
| | | 1 | 0.38% | DISTRICT INTERNSHIP CERTIFICATES | | | |
| | | | | District Intern Credential / Single Subject | 1 | | |
| | | 1 | 0.38% | SPECIAL TEMPORARY CERTIFICATE | | Science: Biological Sci (Exam) | 1 |
| | | | | Special Temporary Cert / Single Subject | 1 | | |
| | | 5 | 1.88% | EMERGENCY PERMITS | | Mathematics | 1 |
| | | | | Education Specialist Instruction Permit | 1 | | |
| | | | | Single Subject Teaching Permit | 4 | Mild/Moderate Disabilities | 1 |
| | | | | | | Art | 1 |
| | | | | | | English (Examination) | 2 |
| | | | | | | Foreign Language: Spanish (Exam) | 1 |
| | | 257 | 96.62% | Fully Credentialed Teachers | | | |
| | ACALANES UNION HIGH Total | 266 | | | | | |
| CONTRA COSTA | ANTIOCH UNIFIED SCHOOL DISTRICT | 8 | 0.84% | UNIVERSITY INTERNSHIP CREDENTIALS | | | |
| | | | | Multiple Subject Teaching Credential | 1 | | |
| | | | | Single Subject Teaching Credential | 7 | General Subjects (Examination) | 1 |
| | | | | | | English (Examination) | 1 |
| | | | | | | Foundational-Level Math (Exam) | 1 |
| | | | | | | Physical Education | 1 |
| | | | | | | Science: Biological Sci (Exam) | 1 |
| | | | | | | Science: Chemistry (Examination) | 1 |
| | | | | | | Science: Geosciences | 1 |
| | | | | | | Science: Physics (Examination) | 1 |
| | | | | | | Social Science | 1 |
| | | | | | | Social Science (Examination) | 1 |
| | | 4 | 0.42% | DISTRICT INTERNSHIP CERTIFICATES | | | |
| | | | | District Intern Credential / Ed. Specialist | 1 | | |
| | | | | District Intern Credential / Single Subject | 3 | Mild/Moderate Disabilities | 1 |
| | | | | | | English (Examination) | 1 |
| | | | | | | Foundational-Level Math (Exam) | 1 |
| | | 8 | 0.84% | SPECIAL TEMPORARY CERTIFICATE | | Science: Geosciences (Examination) | 1 |
| | | | | Special Temporary Cert / Ed. Specialist | 1 | | |
| | | | | Special Temporary Cert / Multiple Subject | 4 | Mild/Moderate Disabilities | 1 |
| | | | | Special Temporary Cert / Single Subject | 3 | General Subjects (Examination) | 4 |
| | | | | | | Foundational-Level Math (Exam) | 1 |
| | | | | | | Mathematics (Examination) | 1 |
| | | 2 | 0.21% | PRE-INTERNSHIP CERTIFICATES | | Social Science (Examination) | 1 |
| | | | | Pre-Intern Certificate / Multiple Subject | 2 | | |
| | | 68 | 7.15% | EMERGENCY PERMITS | | General Subjects | 2 |
| | | | | Education Specialist Instruction Permit | 12 | | |
| | | | | | | Early Childhood Special Education | 2 |
| | | | | | | Mild/Moderate Disabilities | 10 |
| | | | | Multiple Subject Teaching Permit | 26 | | |
| | | | | | | General Subjects | 14 |
| | | | | | | General Subjects (Examination) | 12 |
| | | | | Single Subject Teaching Permit | 30 | | |
| | | | | | | Business | 1 |
| | | | | | | English | 11 |
| | | | | | | Foreign Language: Spanish | 1 |
| | | | | | | Mathematics | 6 |
| | | | | | | Physical Education | 3 |
| | | | | | | Science: Biological Sciences | 6 |
| | | | | | | Science: Chemistry | 1 |
| | | | | | | Social Science | 4 |

| County Name | Agency Name | Agency Total | % Agency | Credential Title | Cred Total | Subject | Subj Total |
|--------------|---|--------------|----------|---|------------|-----------------------------------|------------|
| | | 7 | 0.74% | CREDENTIAL WAIVERS | | | |
| | | | | Education Specialist Instruction Credential | 5 | | |
| | | | | Single Subject Teaching Credential | 2 | Mild/Moderate Disabilities | 5 |
| | | | | | | Foreign Lang: American Sign Lang | 1 |
| | | | | | | Science: Biological Sciences | 1 |
| | | 854 | 89.80% | Fully Credentialed Teachers | | | |
| | ANTIOCH UNIFIED SCHOOL DISTRICT Total | 951 | | | | | |
| CONTRA COSTA | BRENTWOOD UNION SCHOOL DISTRICT | 3 | 0.94% | EMERGENCY PERMITS | | | |
| | | | | Education Specialist Instruction Permit | 1 | | |
| | | | | Single Subject Teaching Permit | 2 | Mild/Moderate Disabilities | 1 |
| | | | | | | Music | 1 |
| | | | | | | Physical Education | 1 |
| | | 316 | 99.06% | Fully Credentialed Teachers | | | |
| | BRENTWOOD UNION SCHOOL DISTRICT Total | 319 | | | | | |
| CONTRA COSTA | BYRON UNION ELEMENTARY SCHOOL DISTRICT | 4 | 5.80% | UNIVERSITY INTERNSHIP CREDENTIALS | | | |
| | | | | Education Specialist Instruction Credential | 1 | | |
| | | | | Multiple Subject Teaching Credential | 3 | Mild/Moderate Disabilities | 1 |
| | | | | | | General Subjects (Examination) | 3 |
| | | 3 | 4.35% | EMERGENCY PERMITS | | | |
| | | | | Education Specialist Instruction Permit | 1 | | |
| | | | | | | Mild/Moderate Disabilities | 1 |
| | | | | Multiple Subject Teaching Permit | 2 | | |
| | | | | | | General Subjects | 2 |
| | | 62 | 89.86% | Fully Credentialed Teachers | | | |
| | BYRON UNION ELEMENTARY SCHOOL DISTRICT Total | 69 | | | | | |
| CONTRA COSTA | CONTRA COSTA COUNTY OFFICE OF EDUCATION | 1 | | UNIVERSITY INTERNSHIP CREDENTIALS | | | |
| | | | | Education Specialist Instruction Credential | 1 | | |
| | | | | | | Moderate/Severe Disabilities | 1 |
| | | 1 | | SPECIAL TEMPORARY CERTIFICATE | | | |
| | | | | Special Temporary Cert / Ed. Specialist | 1 | | |
| | | | | | | Moderate/Severe Disabilities | 1 |
| | | 15 | | EMERGENCY PERMITS | | | |
| | | | | Education Specialist Instruction Permit | 14 | | |
| | | | | | | Early Childhood Special Education | 1 |
| | | | | | | Mild/Moderate Disabilities | 1 |
| | | | | | | Moderate/Severe Disabilities | 11 |
| | | | | | | Physical and Health Impairments | 1 |
| | | | | Multiple Subject Teaching Permit | 1 | | |
| | | | | | | General Subjects | 1 |
| | | 4 | | CREDENTIAL WAIVERS | | | |
| | | | | Education Specialist Instruction Credential | 4 | | |
| | | | | | | Mild/Moderate Disabilities | 3 |
| | | | | | | Moderate/Severe Disabilities | 1 |
| | CONTRA COSTA COUNTY OFFICE OF EDUCATION Total | 21 | | | | | |
| CONTRA COSTA | JOHN SWETT UNIFIED SCHOOL DISTRICT | 3 | 3.26% | UNIVERSITY INTERNSHIP CREDENTIALS | | | |
| | | | | Multiple Subject Teaching Credential | 1 | | |
| | | | | | | General Subjects (Examination) | 1 |
| | | | | Single Subject Teaching Credential | 2 | | |
| | | | | | | Foreign Language: Spanish (Exam) | 1 |
| | | | | | | Music | 1 |
| | | 1 | 1.09% | DISTRICT INTERNSHIP CERTIFICATES | | | |
| | | | | District Intern Credential / Ed. Specialist | 1 | | |
| | | | | | | Mild/Moderate Disabilities | 1 |
| | | 1 | 1.09% | SPECIAL TEMPORARY CERTIFICATE | | | |
| | | | | Special Temporary Cert / Ed. Specialist | 1 | | |
| | | | | | | Mild/Moderate Disabilities | 1 |
| | | 8 | 8.70% | EMERGENCY PERMITS | | | |
| | | | | Education Specialist Instruction Permit | 2 | | |
| | | | | | | Early Childhood Special Education | 1 |
| | | | | | | Mild/Moderate Disabilities | 1 |
| | | | | Multiple Subject Teaching Permit | 5 | | |

| County Name | Agency Name | Agency Total | % Agency | Credential Title | Cred Total | Subject | Subj Total |
|--------------|--|--------------|----------|---|------------|-----------------------------------|------------|
| | | | | | | General Subjects | 3 |
| | | | | | | General Subjects (Examination) | 2 |
| | | | | Single Subject Teaching Permit | 1 | | |
| | | 2 | 2.17% | CREDENTIAL WAIVERS | | Foreign Language: Spanish | 1 |
| | | | | Education Specialist Instruction Credential | 1 | | |
| | | | | Single Subject Teaching Credential | 1 | Mild/Moderate Disabilities | 1 |
| | | | | | | Physical Education | 1 |
| | JOHN SWETT UNIFIED SCHOOL DISTRICT Total | 77 | 83.70% | Fully Credentialed Teachers | | | |
| CONTRA COSTA | KNIGHTSEN ELEMENTARY SCHOOL DISTRICT | 92 | | | | | |
| | | 1 | 1.47% | SPECIAL TEMPORARY CERTIFICATE | | | |
| | | | | Special Temporary Cert / Multiple Subject | 1 | | |
| | | 1 | 1.47% | PRE-INTERNSHIP CERTIFICATES | | General Subjects (Examination) | 1 |
| | | | | Pre-Intern Certificate / Single Subject | 1 | | |
| | | | | | | Science: Physics | 1 |
| | | 66 | 97.06% | Fully Credentialed Teachers | | | |
| | KNIGHTSEN ELEMENTARY SCHOOL DISTRICT Total | 68 | | | | | |
| CONTRA COSTA | LAFAYETTE ELEMENTARY SCHOOL DISTRICT | 2 | 1.13% | UNIVERSITY INTERNSHIP CREDENTIALS | | | |
| | | | | Multiple Subject Teaching Credential | 2 | | |
| | | 6 | 3.39% | EMERGENCY PERMITS | | General Subjects (Examination) | 2 |
| | | | | Education Specialist Instruction Permit | 3 | | |
| | | | | Single Subject Teaching Permit | 3 | Mild/Moderate Disabilities | 3 |
| | | | | | | Foreign Language: French | 1 |
| | | | | | | Mathematics | 1 |
| | | | | | | Music | 1 |
| | | 1 | 0.56% | CREDENTIAL WAIVERS | | | |
| | | | | Education Specialist Instruction Credential | 1 | | |
| | | | | | | Early Childhood Special Education | 1 |
| | | 168 | 94.92% | Fully Credentialed Teachers | | | |
| | LAFAYETTE ELEMENTARY SCHOOL DISTRICT Total | 177 | | | | | |
| CONTRA COSTA | LIBERTY UNION HIGH SCHOOL DISTRICT | 1 | 0.48% | UNIVERSITY INTERNSHIP CREDENTIALS | | | |
| | | | | Education Specialist Instruction Credential | 1 | | |
| | | 1 | 0.48% | DISTRICT INTERNSHIP CERTIFICATES | | Mild/Moderate Disabilities | 1 |
| | | | | District Intern Credential / Single Subject | 1 | | |
| | | 2 | 0.96% | PRE-INTERNSHIP CERTIFICATES | | Industrial and Tech Educ (Exam) | 1 |
| | | | | Pre-Intern Certificate / Ed. Specialist | 1 | | |
| | | | | | | Mild/Moderate Disabilities | 1 |
| | | | | Pre-Intern Certificate / Single Subject | 1 | | |
| | | 22 | 10.53% | EMERGENCY PERMITS | | Foreign Language: Spanish | 1 |
| | | | | Education Specialist Instruction Permit | 8 | | |
| | | | | | | Mild/Moderate Disabilities | 8 |
| | | | | Multiple Subject Teaching Permit | 1 | | |
| | | | | Single Subject Teaching Permit | 13 | General Subjects | 1 |
| | | | | | | Business | 1 |
| | | | | | | English (Examination) | 1 |
| | | | | | | Foreign Language: Spanish | 2 |
| | | | | | | Health Science | 1 |
| | | | | | | Mathematics | 4 |
| | | | | | | Mathematics (Examination) | 1 |
| | | | | | | Physical Education | 1 |
| | | | | | | Science: Biological Sciences | 1 |
| | | | | | | Science: Biological Sci (Exam) | 1 |
| | | | | | | Social Science | 1 |
| | | | | | | Social Science (Examination) | 1 |
| | | 183 | 87.56% | Fully Credentialed Teachers | | | |
| | LIBERTY UNION HIGH SCHOOL DISTRICT Total | 209 | | | | | |

| County Name | Agency Name | Agency Total | % Agency | Credential Title | Cred Total | Subject | Subj Total |
|--------------|--|--------------|----------|---|------------|------------------------------------|------------|
| CONTRA COSTA | MARTINEZ UNIFIED SCHOOL DISTRICT | 2 | 1.02% | UNIVERSITY INTERNSHIP CREDENTIALS | | | |
| | | | | Education Specialist Instruction Credential | 2 | | |
| | | 2 | 1.02% | SPECIAL TEMPORARY CERTIFICATE | | Mild/Moderate Disabilities | 2 |
| | | | | Special Temporary Cert / Ed. Specialist | 2 | | |
| | | | | | | Mild/Moderate Disabilities | 2 |
| | | 1 | 0.51% | EMERGENCY PERMITS | | Moderate/Severe Disabilities | 1 |
| | | | | Education Specialist Instruction Permit | 1 | | |
| | | | | | | Mild/Moderate Disabilities | 1 |
| | | 192 | 97.46% | Fully Credentialed Teachers | | | |
| | MARTINEZ UNIFIED SCHOOL DISTRICT Total | 197 | | | | | |
| CONTRA COSTA | MT. DIABLO UNIFIED SCHOOL DISTRICT | 15 | 0.84% | UNIVERSITY INTERNSHIP CREDENTIALS | | | |
| | | | | Education Specialist Instruction Credential | 2 | | |
| | | | | | | Mild/Moderate Disabilities | 2 |
| | | | | Multiple Subject Teaching Credential | 1 | | |
| | | | | | | General Subjects (Examination) | 1 |
| | | | | Single Subject Teaching Credential | 12 | | |
| | | | | | | English | 1 |
| | | | | | | English (Examination) | 2 |
| | | | | | | Foundational-Level Math (Exam) | 1 |
| | | | | | | Mathematics (Examination) | 4 |
| | | | | | | Music | 1 |
| | | | | | | Physical Education (Examination) | 2 |
| | | | | | | Social Science (Examination) | 2 |
| | | 17 | 0.95% | DISTRICT INTERNSHIP CERTIFICATES | | | |
| | | | | District Intern Credential / Ed. Specialist | 8 | | |
| | | | | | | Mild/Moderate Disabilities | 8 |
| | | | | District Intern Credential / Multiple Subject | 1 | | |
| | | | | | | General Subjects (Examination) | 1 |
| | | | | District Intern Credential / Single Subject | 8 | | |
| | | | | | | English | 1 |
| | | | | | | Foundational-Level Math (Exam) | 1 |
| | | | | | | Foundational-Level Math (Exam) | 2 |
| | | | | | | Mathematics | 1 |
| | | | | | | Physical Education (Examination) | 1 |
| | | | | | | Science: Biological Sci (Exam) | 1 |
| | | | | | | Science: Geosciences (Examination) | 1 |
| | | 14 | 0.78% | SPECIAL TEMPORARY CERTIFICATE | | | |
| | | | | Special Temporary Cert / Ed. Specialist | 4 | | |
| | | | | | | Mild/Moderate Disabilities | 3 |
| | | | | | | Moderate/Severe Disabilities | 1 |
| | | | | Special Temporary Cert / Multiple Subject | 5 | | |
| | | | | | | General Subjects | 1 |
| | | | | | | General Subjects (Examination) | 4 |
| | | | | Special Temporary Cert / Single Subject | 5 | | |
| | | | | | | Art | 1 |
| | | | | | | Physical Education (Examination) | 1 |
| | | | | | | Science: Biological Sciences | 1 |
| | | | | | | Social Science (Examination) | 2 |
| | | 2 | 0.11% | PRE-INTERNSHIP CERTIFICATES | | | |
| | | | | Pre-Intern Certificate / Single Subject | 2 | | |
| | | | | | | Mathematics | 1 |
| | | | | | | Mathematics (Examination) | 1 |
| | | 92 | 5.13% | EMERGENCY PERMITS | | | |
| | | | | Education Specialist Instruction Permit | 38 | | |
| | | | | | | Deaf and Hard-of-Hearing | 1 |
| | | | | | | Early Childhood Special Education | 1 |
| | | | | | | Mild/Moderate Disabilities | 29 |
| | | | | | | Moderate/Severe Disabilities | 7 |
| | | | | | | Physical and Health Impairments | 1 |
| | | | | Multiple Subject Teaching Permit | 14 | | |
| | | | | | | General Subjects | 7 |
| | | | | | | General Subjects (Examination) | 7 |

| County Name | Agency Name | Agency Total | % Agency | Credential Title | Cred Total | Subject | Subj Total |
|--------------|---|--------------|----------|---|------------|----------------------------------|------------|
| | | | | Single Subject Teaching Permit | 40 | | |
| | | | | | | Art | 3 |
| | | | | | | Business (Examination) | 1 |
| | | | | | | English | 3 |
| | | | | | | Foreign Lang: American Sign Lang | 2 |
| | | | | | | Foreign Language: French (Exam) | 1 |
| | | | | | | Foreign Language: German | 1 |
| | | | | | | Foreign Language: Spanish | 4 |
| | | | | | | Mathematics | 10 |
| | | | | | | Music | 1 |
| | | | | | | Physical Education | 6 |
| | | | | | | Physical Education (Examination) | 3 |
| | | | | | | Science: Biological Sciences | 3 |
| | | | | | | Science: Biological Sci (Exam) | 1 |
| | | | | | | Science: Chemistry (Examination) | 1 |
| | | | | | | Science: Physics | 1 |
| | | | | | | Social Science | 2 |
| | | | | | | Social Science (Examination) | 2 |
| | | 8 | 0.45% | CREDENTIAL WAIVERS | | | |
| | | | | Education Specialist Instruction Credential | 5 | | |
| | | | | | | Deaf and Hard-of-Hearing | 1 |
| | | | | | | Mild/Moderate Disabilities | 4 |
| | | | | Multiple Subject Teaching Credential | 1 | | |
| | | | | | | General Subjects | 1 |
| | | | | Single Subject Teaching Credential | 2 | | |
| | | | | | | Mathematics | 1 |
| | | | | | | Science: Geosciences | 1 |
| | | 1644 | 91.74% | Fully Credentialed Teachers | | | |
| | MT. DIABLO UNIFIED SCHOOL DISTRICT Total | 1792 | | | | | |
| CONTRA COSTA | OAKLEY UNION ELEMENTARY SCHOOL DISTRICT | 2 | 0.88% | UNIVERSITY INTERNSHIP CREDENTIALS | | | |
| | | | | Education Specialist Instruction Credential | 1 | | |
| | | | | | | Mild/Moderate Disabilities | 1 |
| | | | | Multiple Subject Teaching Credential | 1 | | |
| | | | | | | General Subjects | 1 |
| | | 2 | 0.88% | DISTRICT INTERNSHIP CERTIFICATES | | | |
| | | | | District Intern Credential / Ed. Specialist | 1 | | |
| | | | | | | Mild/Moderate Disabilities | 1 |
| | | | | District Intern Credential / Single Subject | 1 | | |
| | | | | | | Music (Examination) | 1 |
| | | 11 | 4.82% | EMERGENCY PERMITS | | | |
| | | | | Education Specialist Instruction Permit | 4 | | |
| | | | | | | Mild/Moderate Disabilities | 3 |
| | | | | | | Moderate/Severe Disabilities | 1 |
| | | | | Multiple Subject Teaching Permit | 6 | | |
| | | | | | | General Subjects | 4 |
| | | | | | | General Subjects (Examination) | 2 |
| | | | | Single Subject Teaching Permit | 1 | | |
| | | | | | | Science: Biological Sciences | 1 |
| | | 213 | 93.42% | Fully Credentialed Teachers | | | |
| | OAKLEY UNION ELEMENTARY SCHOOL DISTRICT Total | 228 | | | | | |
| CONTRA COSTA | ORINDA UNION ELEMENTARY SCHOOL DISTRICT | 1 | 0.75% | SPECIAL TEMPORARY CERTIFICATE | | | |
| | | | | Special Temporary Cert / Multiple Subject | 1 | | |
| | | | | | | General Subjects (Examination) | 1 |
| | | 3 | 2.24% | EMERGENCY PERMITS | | | |
| | | | | Multiple Subject Teaching Permit | 2 | | |
| | | | | | | General Subjects | 1 |
| | | | | | | General Subjects (Examination) | 1 |
| | | | | Single Subject Teaching Permit | 1 | | |
| | | | | | | Art | 1 |
| | | 130 | 97.01% | Fully Credentialed Teachers | | | |
| | ORINDA UNION ELEMENTARY SCHOOL DISTRICT Total | 134 | | | | | |
| CONTRA COSTA | PITTSBURG UNIFIED SCHOOL DISTRICT | 11 | 2.30% | UNIVERSITY INTERNSHIP CREDENTIALS | | | |
| | | | | Multiple Subject Teaching Credential | 7 | | |
| | | | | | | General Subjects | 2 |

| County Name | Agency Name | Agency Total | % Agency | Credential Title | Cred Total | Subject | Subj Total |
|--------------|--|--------------|----------|---|------------|-----------------------------------|------------|
| | | | | | | General Subjects (Examination) | 5 |
| | | | | Single Subject Teaching Credential | 4 | | |
| | | | | | | English (Examination) | 1 |
| | | | | | | Physical Education | 1 |
| | | | | | | Social Science | 1 |
| | | | | | | Social Science (Examination) | 1 |
| | | 6 | 1.25% | DISTRICT INTERNSHIP CERTIFICATES | | | |
| | | | | District Intern Credential / Ed. Specialist | 1 | | |
| | | | | | | Mild/Moderate Disabilities | 1 |
| | | | | District Intern Credential / Single Subject | 5 | | |
| | | | | | | Business | 1 |
| | | | | | | English (Examination) | 1 |
| | | | | | | Health Science (Examination) | 1 |
| | | | | | | Science: Biological Sci (Exam) | 1 |
| | | | | | | Science: Physics (Examination) | 1 |
| | | 6 | 1.25% | SPECIAL TEMPORARY CERTIFICATE | | | |
| | | | | Special Temporary Cert / Multiple Subject | 3 | | |
| | | | | | | General Subjects (Examination) | 3 |
| | | | | Special Temporary Cert / Single Subject | 3 | | |
| | | | | | | English (Examination) | 1 |
| | | | | | | Foundational-Level Math (Exam) | 2 |
| | | 1 | 0.21% | PRE-INTERNSHIP CERTIFICATES | | | |
| | | | | Pre-Intern Certificate / Single Subject | 1 | | |
| | | | | | | Science: Biological Sciences | 1 |
| | | 9 | 1.88% | EMERGENCY PERMITS | | | |
| | | | | Education Specialist Instruction Permit | 4 | | |
| | | | | | | Mild/Moderate Disabilities | 4 |
| | | | | Multiple Subject Teaching Permit | 1 | | |
| | | | | | | General Subjects | 1 |
| | | | | Single Subject Teaching Permit | 4 | | |
| | | | | | | English | 1 |
| | | | | | | Mathematics | 1 |
| | | | | | | Music | 1 |
| | | | | | | Physical Education | 1 |
| | | 446 | 93.11% | Fully Credentialed Teachers | | | |
| | PITTSBURG UNIFIED SCHOOL DISTRICT Total | 479 | | | | | |
| CONTRA COSTA | SAN RAMON VALLEY UNIFIED SCHOOL DISTRICT | 6 | 0.57% | UNIVERSITY INTERNSHIP CREDENTIALS | | | |
| | | | | Multiple Subject Teaching Credential | 3 | | |
| | | | | | | General Subjects (Examination) | 3 |
| | | | | Single Subject Teaching Credential | 3 | | |
| | | | | | | Science: Biological Sci (Exam) | 1 |
| | | | | | | Social Science (Examination) | 2 |
| | | 1 | 0.09% | DISTRICT INTERNSHIP CERTIFICATES | | | |
| | | | | District Intern Credential / Ed. Specialist | 1 | | |
| | | | | | | Mild/Moderate Disabilities | 1 |
| | | 4 | 0.38% | SPECIAL TEMPORARY CERTIFICATE | | | |
| | | | | Special Temporary Cert / Ed. Specialist | 1 | | |
| | | | | | | Mild/Moderate Disabilities | 1 |
| | | | | Special Temporary Cert / Single Subject | 3 | | |
| | | | | | | English (Examination) | 1 |
| | | | | | | Foundational-Level Math (Exam) | 1 |
| | | | | | | Health Science (Examination) | 1 |
| | | 35 | 3.31% | EMERGENCY PERMITS | | | |
| | | | | Education Specialist Instruction Permit | 14 | | |
| | | | | | | Early Childhood Special Education | 1 |
| | | | | | | Mild/Moderate Disabilities | 11 |
| | | | | | | Moderate/Severe Disabilities | 2 |
| | | | | Multiple Subject Teaching Permit | 4 | | |
| | | | | | | General Subjects | 1 |
| | | | | | | General Subjects (Examination) | 3 |
| | | | | Single Subject Teaching Permit | 17 | | |
| | | | | | | English | 1 |
| | | | | | | English (Examination) | 1 |
| | | | | | | Foreign Language: French | 1 |

| County Name | Agency Name | Agency Total | % Agency | Credential Title | Cred Total | Subject | Subj Total |
|--------------|--|--------------|----------|---|------------|------------------------------------|------------|
| | | | | | | Foreign Language: Spanish | 2 |
| | | | | | | Mathematics | 5 |
| | | | | | | Physical Education | 2 |
| | | | | | | Physical Education (Examination) | 1 |
| | | | | | | Science: Biological Sci (Exam) | 1 |
| | | | | | | Science: Chemistry | 1 |
| | | | | | | Social Science | 2 |
| | | 8 | 0.76% | CREDENTIAL WAIVERS | | | |
| | | | | Education Specialist Instruction Credential | 4 | | |
| | | | | | | Mild/Moderate Disabilities | 3 |
| | | | | | | Moderate/Severe Disabilities | 1 |
| | | | | Single Subject Teaching Credential | 4 | | |
| | | | | | | English | 1 |
| | | | | | | Music | 1 |
| | | | | | | Science: Biological Sciences | 2 |
| | | 1004 | 94.90% | Fully Credentialed Teachers | | | |
| | SAN RAMON VALLEY UNIFIED SCHOOL DISTRICT Total | 1058 | | | | | |
| CONTRA COSTA | WEST CONTRA COSTA UNIFIED SCHOOL DISTRICT | 65 | 3.98% | UNIVERSITY INTERNSHIP CREDENTIALS | | | |
| | | | | Education Specialist Instruction Credential | 16 | | |
| | | | | | | Mild/Moderate Disabilities | 14 |
| | | | | | | Moderate/Severe Disabilities | 3 |
| | | | | Multiple Subject Teaching Credential | 23 | | |
| | | | | | | General Subjects | 1 |
| | | | | | | General Subjects (Examination) | 22 |
| | | | | Single Subject Teaching Credential | 26 | | |
| | | | | | | English (Examination) | 5 |
| | | | | | | Foreign Language: Spanish | 2 |
| | | | | | | Foreign Language: Spanish (Exam) | 1 |
| | | | | | | Foundational-Level Math (Exam) | 2 |
| | | | | | | Mathematics | 2 |
| | | | | | | Music (Examination) | 1 |
| | | | | | | Physical Education | 1 |
| | | | | | | Science: Biological Sci (Exam) | 3 |
| | | | | | | Science: Chemistry (Examination) | 1 |
| | | | | | | Science: Geosciences (Examination) | 1 |
| | | | | | | Social Science | 1 |
| | | | | | | Social Science (Examination) | 6 |
| | | 4 | 0.24% | DISTRICT INTERNSHIP CERTIFICATES | | | |
| | | | | District Intern Credential / Single Subject | 4 | | |
| | | | | | | Mathematics | 1 |
| | | | | | | Physical Education (Examination) | 1 |
| | | | | | | Science: Biological Sci (Exam) | 1 |
| | | | | | | Science: Chemistry | 1 |
| | | 6 | 0.37% | SPECIAL TEMPORARY CERTIFICATE | | | |
| | | | | Special Temporary Cert / Ed. Specialist | 1 | | |
| | | | | | | Moderate/Severe Disabilities | 1 |
| | | | | Special Temporary Cert / Multiple Subject | 3 | | |
| | | | | | | General Subjects | 1 |
| | | | | | | General Subjects (Examination) | 2 |
| | | | | Special Temporary Cert / Single Subject | 2 | | |
| | | | | | | English (Examination) | 1 |
| | | | | | | Science: Biological Sci (Exam) | 1 |
| | | 9 | 0.55% | PRE-INTERNSHIP CERTIFICATES | | | |
| | | | | Pre-Intern Certificate / Ed. Specialist | 2 | | |
| | | | | | | Mild/Moderate Disabilities | 2 |
| | | | | Pre-Intern Certificate / Multiple Subject | 2 | | |
| | | | | | | General Subjects | 2 |
| | | | | Pre-Intern Certificate / Single Subject | 5 | | |
| | | | | | | Foreign Language: Spanish | 1 |
| | | | | | | Mathematics | 2 |
| | | | | | | Science: Physics | 1 |
| | | | | | | Social Science | 1 |
| | | 95 | 5.82% | EMERGENCY PERMITS | | | |
| | | | | Education Specialist Instruction Permit | 26 | | |

| County Name | Agency Name | Agency Total | % Agency | Credential Title | Cred Total | Subject | Subj Total |
|-------------|---|--------------|----------|---|------------|----------------------------------|------------|
| | | | | | | Mild/Moderate Disabilities | 21 |
| | | | | | | Moderate/Severe Disabilities | 5 |
| | | | | Multiple Subject Teaching Permit | 20 | Visual Impairments | 1 |
| | | | | | | General Subjects | 15 |
| | | | | | | General Subjects (Examination) | 5 |
| | | | | Single Subject Teaching Permit | 49 | | |
| | | | | | | Business | 1 |
| | | | | | | English | 10 |
| | | | | | | English (Examination) | 2 |
| | | | | | | Foreign Language: Spanish | 2 |
| | | | | | | Industrial and Technology Educ | 1 |
| | | | | | | Mathematics | 11 |
| | | | | | | Mathematics (Examination) | 1 |
| | | | | | | Music | 1 |
| | | | | | | Physical Education | 6 |
| | | | | | | Science: Biological Sciences | 7 |
| | | | | | | Science: Biological Sci (Exam) | 1 |
| | | | | | | Science: Chemistry | 2 |
| | | | | | | Science: Chemistry (Examination) | 1 |
| | | | | | | Science: Geosciences | 1 |
| | | | | | | Science: Physics | 1 |
| | | | | | | Social Science | 3 |
| | | 21 | 1.29% | CREDENTIAL WAIVERS | | | |
| | | | | Education Specialist Instruction Credential | 10 | | |
| | | | | | | Mild/Moderate Disabilities | 8 |
| | | | | | | Moderate/Severe Disabilities | 2 |
| | | | | Multiple Subject Teaching Credential | 7 | | |
| | | | | | | General Subjects | 7 |
| | | | | Single Subject Teaching Credential | 4 | | |
| | | | | | | Mathematics | 3 |
| | | | | | | Physical Education | 1 |
| | | | | | | Science: Chemistry | 1 |
| | | 1433 | 87.75% | Fully Credentialed Teachers | | | |
| | WEST CONTRA COSTA UNIFIED SCHOOL DISTRICT Total | 1633 | | | | | |
| DEL NORTE | DEL NORTE COUNTY OFFICE OF EDUCATION | 1 | 1.82% | EMERGENCY PERMITS | | | |
| | | | | Single Subject Teaching Permit | 1 | | |
| | | | | | | Agriculture | 1 |
| | | 54 | 98.18% | Fully Credentialed Teachers | | | |
| | DEL NORTE COUNTY OFFICE OF EDUCATION Total | 55 | | | | | |
| DEL NORTE | DEL NORTE COUNTY UNIFIED SCHOOL DISTRICT | 4 | 1.96% | EMERGENCY PERMITS | | | |
| | | | | Multiple Subject Teaching Permit | 1 | | |
| | | | | | | General Subjects (Examination) | 1 |
| | | | | Single Subject Teaching Permit | 3 | | |
| | | | | | | Art | 1 |
| | | | | | | Mathematics | 1 |
| | | | | | | Social Science | 1 |
| | | 200 | 98.04% | Fully Credentialed Teachers | | | |
| | DEL NORTE COUNTY UNIFIED SCHOOL DISTRICT Total | 204 | | | | | |
| EL DORADO | BLACK OAK MINE UNIFIED SCHOOL DISTRICT | 1 | 1.05% | UNIVERSITY INTERNSHIP CREDENTIALS | | | |
| | | | | Single Subject Teaching Credential | 1 | | |
| | | | | | | English (Examination) | 1 |
| | | 94 | 98.95% | Fully Credentialed Teachers | | | |
| | BLACK OAK MINE UNIFIED SCHOOL DISTRICT Total | 95 | | | | | |
| EL DORADO | BUCKEYE UNION ELEMENTARY SCHOOL DISTRICT | 3 | 1.42% | EMERGENCY PERMITS | | | |
| | | | | Education Specialist Instruction Permit | 1 | | |
| | | | | | | Mild/Moderate Disabilities | 1 |
| | | | | Single Subject Teaching Permit | 2 | | |
| | | | | | | Mathematics | 1 |
| | | | | | | Music | 1 |
| | | 209 | 98.58% | Fully Credentialed Teachers | | | |
| | BUCKEYE UNION ELEMENTARY SCHOOL DISTRICT Total | 212 | | | | | |
| EL DORADO | EL DORADO COUNTY OFFICE OF EDUCATION | 12 | 16.67% | EMERGENCY PERMITS | | | |
| | | | | Education Specialist Instruction Permit | 10 | | |

| County Name | Agency Name | Agency Total | % Agency | Credential Title | Cred Total | Subject | Subj Total |
|-------------|--|--------------|----------|---|------------|---------------------------------|------------|
| | | | | | | Deaf and Hard-of-Hearing | 1 |
| | | | | | | Mild/Moderate Disabilities | 4 |
| | | | | | | Moderate/Severe Disabilities | 4 |
| | | | | | | Physical and Health Impairments | 1 |
| | | | | Multiple Subject Teaching Permit | 1 | | |
| | | | | | | General Subjects | 1 |
| | | | | Single Subject Teaching Permit | 1 | | |
| | | | | | | Mathematics (Examination) | 1 |
| | | 60 | 83.33% | Fully Credentialed Teachers | | | |
| | EL DORADO COUNTY OFFICE OF EDUCATION Total | 72 | | | | | |
| EL DORADO | EL DORADO UNION HIGH SCHOOL DISTRICT | 2 | 0.63% | UNIVERSITY INTERNSHIP CREDENTIALS | | | |
| | | | | Single Subject Teaching Credential | 2 | | |
| | | | | | | English (Examination) | 1 |
| | | | | | | Social Science | 1 |
| | | 1 | 0.32% | DISTRICT INTERNSHIP CERTIFICATES | | | |
| | | | | District Intern Credential / Single Subject | 1 | | |
| | | | | | | English (Examination) | 1 |
| | | 1 | 0.32% | SPECIAL TEMPORARY CERTIFICATE | | | |
| | | | | Special Temporary Cert / Single Subject | 1 | | |
| | | | | | | English (Examination) | 1 |
| | | 10 | 3.15% | EMERGENCY PERMITS | | | |
| | | | | Education Specialist Instruction Permit | 4 | | |
| | | | | | | Deaf and Hard-of-Hearing | 1 |
| | | | | | | Mild/Moderate Disabilities | 2 |
| | | | | | | Moderate/Severe Disabilities | 1 |
| | | | | Multiple Subject Teaching Permit | 1 | | |
| | | | | | | General Subjects | 1 |
| | | | | Single Subject Teaching Permit | 5 | | |
| | | | | | | Business | 1 |
| | | | | | | English | 3 |
| | | | | | | Music | 1 |
| | | | | | | Physical Education | 1 |
| | | | | | | Science: Biological Sciences | 1 |
| | | | | | | Social Science | 1 |
| | | 303 | 95.58% | Fully Credentialed Teachers | | | |
| | EL DORADO UNION HIGH SCHOOL DISTRICT Total | 317 | | | | | |
| EL DORADO | LAKE TAHOE UNIFIED SCHOOL DISTRICT | 1 | 0.50% | EMERGENCY PERMITS | | | |
| | | | | Education Specialist Instruction Permit | 1 | | |
| | | | | | | Visual Impairments | 1 |
| | | 201 | 99.50% | Fully Credentialed Teachers | | | |
| | LAKE TAHOE UNIFIED SCHOOL DISTRICT Total | 202 | | | | | |
| EL DORADO | MOTHER LODGE UNION ELEMENTARY SCHOOL DISTRICT | 1 | 1.28% | EMERGENCY PERMITS | | | |
| | | | | Multiple Subject Teaching Permit | 1 | | |
| | | | | | | General Subjects | 1 |
| | | 77 | 98.72% | Fully Credentialed Teachers | | | |
| | MOTHER LODGE UNION ELEMENTARY SCHOOL DIST Total | 78 | | | | | |
| EL DORADO | PIONEER UNION ELEMENTARY SCHOOL DISTRICT | 1 | 3.45% | EMERGENCY PERMITS | | | |
| | | | | Single Subject Teaching Permit | 1 | | |
| | | | | | | Music | 1 |
| | | 28 | 96.55% | Fully Credentialed Teachers | | | |
| | PIONEER UNION ELEMENTARY SCHOOL DISTRICT Total | 29 | | | | | |
| EL DORADO | PLACERVILLE UNION ELEMENTARY SCHOOL DISTRICT | 1 | 1.59% | EMERGENCY PERMITS | | | |
| | | | | Education Specialist Instruction Permit | 1 | | |
| | | | | | | Mild/Moderate Disabilities | 1 |
| | | 62 | 98.41% | Fully Credentialed Teachers | | | |
| | PLACERVILLE UNION ELEMENTARY SCHOOL DISTRICT Total | 63 | | | | | |
| EL DORADO | RESCUE UNION SCHOOL DISTRICT | 1 | 0.58% | EMERGENCY PERMITS | | | |
| | | | | Multiple Subject Teaching Permit | 1 | | |
| | | | | | | General Subjects | 1 |
| | | 172 | 99.42% | Fully Credentialed Teachers | | | |
| | RESCUE UNION SCHOOL DISTRICT Total | 173 | | | | | |
| FRESNO | AMERICAN UNION ELEMENTARY | 1 | 5.56% | UNIVERSITY INTERNSHIP CREDENTIALS | | | |
| | | | | Multiple Subject Teaching Credential | 1 | | |
| | | | | | | General Subjects (Examination) | 1 |

| County Name | Agency Name | Agency Total | % Agency | Credential Title | Cred Total | Subject | Subj Total |
|-------------|---------------------------------------|--------------|----------|---|------------|--------------------------------|------------|
| | | 3 | 16.67% | SPECIAL TEMPORARY CERTIFICATE | | | |
| | | | | Special Temporary Cert / Multiple Subject | 2 | | |
| | | | | Special Temporary Cert / Single Subject | 1 | General Subjects (Examination) | 2 |
| | | | | | | Foundational-Level Math (Exam) | 1 |
| | | 1 | 5.56% | EMERGENCY PERMITS | | | |
| | | | | Single Subject Teaching Permit | 1 | | |
| | | | | | | Mathematics | 1 |
| | | 13 | 72.22% | Fully Credentialed Teachers | | | |
| | AMERICAN UNION ELEMENTARY Total | 18 | | | | | |
| FRESNO | CARUTHERS UNIFIED | 6 | 8.22% | UNIVERSITY INTERNSHIP CREDENTIALS | | | |
| | | | | Education Specialist Instruction Credential | 1 | | |
| | | | | | | Mild/Moderate Disabilities | 1 |
| | | | | Single Subject Teaching Credential | 5 | | |
| | | | | | | English | 1 |
| | | | | | | English (Examination) | 2 |
| | | | | | | Mathematics | 1 |
| | | | | | | Science: Biological Sciences | 1 |
| | | 5 | 6.85% | EMERGENCY PERMITS | | | |
| | | | | Education Specialist Instruction Permit | 2 | | |
| | | | | | | Mild/Moderate Disabilities | 2 |
| | | | | Single Subject Teaching Permit | 3 | | |
| | | | | | | Music | 1 |
| | | | | | | Social Science | 2 |
| | | 1 | 1.37% | CREDENTIAL WAIVERS | | | |
| | | | | Education Specialist Instruction Credential | 1 | | |
| | | | | | | Mild/Moderate Disabilities | 1 |
| | | 61 | 83.56% | Fully Credentialed Teachers | | | |
| | CARUTHERS UNIFIED Total | 73 | | | | | |
| FRESNO | CENTRAL UNIFIED SCHOOL DISTRICT | 9 | 1.53% | UNIVERSITY INTERNSHIP CREDENTIALS | | | |
| | | | | Education Specialist Instruction Credential | 2 | | |
| | | | | | | Mild/Moderate Disabilities | 2 |
| | | | | Multiple Subject Teaching Credential | 1 | | |
| | | | | | | General Subjects (Examination) | 1 |
| | | | | Single Subject Teaching Credential | 6 | | |
| | | | | | | Mathematics | 3 |
| | | | | | | Mathematics (Examination) | 2 |
| | | 1 | 0.17% | SPECIAL TEMPORARY CERTIFICATE | | | |
| | | | | Special Temporary Cert / Single Subject | 1 | | |
| | | | | | | Business (Examination) | 1 |
| | | 9 | 1.53% | EMERGENCY PERMITS | | | |
| | | | | Education Specialist Instruction Permit | 7 | | |
| | | | | | | Mild/Moderate Disabilities | 7 |
| | | | | Multiple Subject Teaching Permit | 1 | | |
| | | | | | | General Subjects (Examination) | 1 |
| | | | | Single Subject Teaching Permit | 1 | | |
| | | | | | | Industrial and Technology Educ | 1 |
| | | 569 | 96.77% | Fully Credentialed Teachers | | | |
| | CENTRAL UNIFIED SCHOOL DISTRICT Total | 588 | | | | | |
| FRESNO | CLOVIS UNIFIED | 15 | 0.93% | UNIVERSITY INTERNSHIP CREDENTIALS | | | |
| | | | | Education Specialist Instruction Credential | 6 | | |
| | | | | | | Mild/Moderate Disabilities | 4 |
| | | | | | | Moderate/Severe Disabilities | 2 |
| | | | | Multiple Subject Teaching Credential | 1 | | |
| | | | | | | General Subjects (Examination) | 1 |
| | | | | Single Subject Teaching Credential | 8 | | |
| | | | | | | Art (Examination) | 1 |
| | | | | | | Industrial and Technology Educ | 1 |
| | | | | | | Mathematics | 2 |
| | | | | | | Mathematics (Examination) | 1 |
| | | | | | | Music (Examination) | 1 |
| | | | | | | Science: Biological Sciences | 2 |
| | | 14 | 0.87% | SPECIAL TEMPORARY CERTIFICATE | | | |
| | | | | Special Temporary Cert / Ed. Specialist | 8 | | |

| County Name | Agency Name | Agency Total | % Agency | Credential Title | Cred Total | Subject | Subj Total |
|-------------|--|--------------|----------|---|------------|-----------------------------------|------------|
| | | | | | | Mild/Moderate Disabilities | 7 |
| | | | | | | Moderate/Severe Disabilities | 1 |
| | | | | Special Temporary Cert / Multiple Subject | 4 | | |
| | | | | | | General Subjects | 1 |
| | | | | | | General Subjects (Examination) | 3 |
| | | | | Special Temporary Cert / Single Subject | 2 | | |
| | | | | | | Foreign Language: Spanish | 1 |
| | | | | | | Foundational-Level Math (Exam) | 1 |
| | | 28 | 1.74% | EMERGENCY PERMITS | | | |
| | | | | Education Specialist Instruction Permit | 17 | | |
| | | | | | | Early Childhood Special Education | 1 |
| | | | | | | Mild/Moderate Disabilities | 13 |
| | | | | | | Moderate/Severe Disabilities | 7 |
| | | | | Multiple Subject Teaching Permit | 1 | Visual Impairments | 1 |
| | | | | | | General Subjects | 1 |
| | | | | Single Subject Teaching Permit | 10 | | |
| | | | | | | Agriculture | 1 |
| | | | | | | Art | 2 |
| | | | | | | Business (Examination) | 1 |
| | | | | | | Foreign Language: French | 1 |
| | | | | | | Mathematics | 2 |
| | | | | | | Physical Education | 2 |
| | | | | | | Science: Biological Sciences | 2 |
| | | | | | | Science: Geosciences | 1 |
| | | 1552 | 96.46% | Fully Credentialed Teachers | | | |
| | CLOVIS UNIFIED Total | 1609 | | | | | |
| FRESNO | COALINGA/HURON JOINT UNIFIED SCHOOL DISTRICT | 1 | 0.51% | UNIVERSITY INTERNSHIP CREDENTIALS | | | |
| | | | | Multiple Subject Teaching Credential | 1 | | |
| | | | | | | General Subjects (Examination) | 1 |
| | | 1 | 0.51% | SPECIAL TEMPORARY CERTIFICATE | | | |
| | | | | Special Temporary Cert / Multiple Subject | 1 | | |
| | | | | | | General Subjects (Examination) | 1 |
| | | 15 | 7.61% | EMERGENCY PERMITS | | | |
| | | | | Education Specialist Instruction Permit | 3 | | |
| | | | | | | Mild/Moderate Disabilities | 2 |
| | | | | | | Moderate/Severe Disabilities | 1 |
| | | | | Multiple Subject Teaching Permit | 6 | | |
| | | | | | | General Subjects | 6 |
| | | | | Single Subject Teaching Permit | 6 | | |
| | | | | | | Art | 1 |
| | | | | | | Business (Examination) | 1 |
| | | | | | | English | 2 |
| | | | | | | Physical Education | 1 |
| | | | | | | Social Science | 1 |
| | | 180 | 91.37% | Fully Credentialed Teachers | | | |
| | COALINGA/HURON JOINT UNIFIED SCHOOL DIST Total | 197 | | | | | |
| FRESNO | FIREBAUGH-LAS DELTAS UNIFIED | 1 | 0.82% | UNIVERSITY INTERNSHIP CREDENTIALS | | | |
| | | | | Education Specialist Instruction Credential | 1 | | |
| | | | | | | Moderate/Severe Disabilities | 1 |
| | | 2 | 1.64% | SPECIAL TEMPORARY CERTIFICATE | | | |
| | | | | Special Temporary Cert / Ed. Specialist | 1 | | |
| | | | | | | Mild/Moderate Disabilities | 1 |
| | | | | Special Temporary Cert / Single Subject | 1 | | |
| | | | | | | Physical Education (Examination) | 1 |
| | | 5 | 4.10% | EMERGENCY PERMITS | | | |
| | | | | Education Specialist Instruction Permit | 2 | | |
| | | | | | | Mild/Moderate Disabilities | 1 |
| | | | | | | Moderate/Severe Disabilities | 1 |
| | | | | Single Subject Teaching Permit | 3 | | |
| | | | | | | English | 1 |
| | | | | | | Physical Education | 1 |
| | | | | | | Science: Biological Sciences | 1 |
| | | | | | | Social Science | 1 |

| County Name | Agency Name | Agency Total | % Agency | Credential Title | Cred Total | Subject | Subj Total |
|-------------|---|--------------|----------|---|------------|-------------------------------------|------------|
| | | 114 | 93.44% | Fully Credentialed Teachers | | | |
| | FIREBAUGH-LAS DELTAS UNIFIED Total | 122 | | | | | |
| FRESNO | FOWLER UNIFIED SCHOOL DISTRICT | 1 | 0.93% | EMERGENCY PERMITS | | | |
| | | | | Education Specialist Instruction Permit | 1 | | |
| | | | | | | Mild/Moderate Disabilities | 1 |
| | | 107 | 99.07% | Fully Credentialed Teachers | | | |
| | FOWLER UNIFIED SCHOOL DISTRICT Total | 108 | | | | | |
| FRESNO | FRESNO COUNTY OFFICE OF EDUCATION | 3 | 1.60% | UNIVERSITY INTERNSHIP CREDENTIALS | | | |
| | | | | Education Specialist Instruction Credential | 3 | | |
| | | | | | | Moderate/Severe Disabilities | 3 |
| | | 2 | 1.07% | SPECIAL TEMPORARY CERTIFICATE | | | |
| | | | | Special Temporary Cert / Ed. Specialist | 2 | | |
| | | | | | | Mild/Moderate Disabilities | 1 |
| | | | | | | Moderate/Severe Disabilities | 1 |
| | | 36 | 19.25% | EMERGENCY PERMITS | | | |
| | | | | Education Specialist Instruction Permit | 30 | | |
| | | | | | | Mild/Moderate Disabilities | 8 |
| | | | | | | Moderate/Severe Disabilities | 21 |
| | | | | | | Physical and Health Impairments | 1 |
| | | | | | | Visual Impairments | 1 |
| | | | | Multiple Subject Teaching Permit | 5 | | |
| | | | | | | General Subjects | 4 |
| | | | | | | General Subjects (Examination) | 1 |
| | | | | Single Subject Teaching Permit | 1 | | |
| | | | | | | English | 1 |
| | | 2 | 1.07% | CREDENTIAL WAIVERS | | | |
| | | | | Education Specialist Instruction Credential | 2 | | |
| | | | | | | Moderate/Severe Disabilities | 2 |
| | | 144 | 77.01% | Fully Credentialed Teachers | | | |
| | FRESNO COUNTY OFFICE OF EDUCATION Total | 187 | | | | | |
| FRESNO | FRESNO UNIFIED SCHOOL DISTRICT | 42 | 1.07% | UNIVERSITY INTERNSHIP CREDENTIALS | | | |
| | | | | Education Specialist Instruction Credential | 19 | | |
| | | | | | | Mild/Moderate Disabilities | 9 |
| | | | | | | Moderate/Severe Disabilities | 10 |
| | | | | Multiple Subject Teaching Credential | 2 | | |
| | | | | | | General Subjects | 1 |
| | | | | | | General Subjects (Examination) | 1 |
| | | | | Single Subject Teaching Credential | 21 | | |
| | | | | | | English | 3 |
| | | | | | | Mathematics | 6 |
| | | | | | | Mathematics (Examination) | 1 |
| | | | | | | Physical Education | 1 |
| | | | | | | Physical Education (Examination) | 2 |
| | | | | | | Science: Biological Sciences | 2 |
| | | | | | | Science: Biological Sci (Exam) | 2 |
| | | | | | | Science: Chemistry (Examination) | 1 |
| | | | | | | Science: Geosciences (Examination) | 1 |
| | | | | | | Social Science | 1 |
| | | | | | | Social Science (Examination) | 2 |
| | | 14 | 0.36% | SPECIAL TEMPORARY CERTIFICATE | | | |
| | | | | Special Temporary Cert / Ed. Specialist | 7 | | |
| | | | | | | Mild/Moderate Disabilities | 7 |
| | | | | Special Temporary Cert / Multiple Subject | 3 | | |
| | | | | | | General Subjects | 1 |
| | | | | | | General Subjects (Examination) | 2 |
| | | | | Special Temporary Cert / Single Subject | 4 | | |
| | | | | | | Biological Sci (Specialized) (Exam) | 1 |
| | | | | | | English (Examination) | 2 |
| | | | | | | Foundational-Level Math (Exam) | 1 |
| | | | | | | Health Science (Examination) | 1 |
| | | 69 | 1.76% | EMERGENCY PERMITS | | | |
| | | | | Education Specialist Instruction Permit | 51 | | |
| | | | | | | Mild/Moderate Disabilities | 31 |
| | | | | | | Moderate/Severe Disabilities | 17 |

| County Name | Agency Name | Agency Total | % Agency | Credential Title | Cred Total | Subject | Subj Total |
|-------------|---|--------------|----------|---|------------|-------------------------------------|------------|
| | | | | | | Physical and Health Impairments | 2 |
| | | | | | | Visual Impairments | 2 |
| | | | | Multiple Subject Teaching Permit | 3 | | |
| | | | | | | General Subjects | 2 |
| | | | | | | General Subjects (Examination) | 1 |
| | | | | Single Subject Teaching Permit | 15 | | |
| | | | | | | Biological Sci (Specialized) (Exam) | 1 |
| | | | | | | English | 2 |
| | | | | | | Foreign Language: Spanish | 2 |
| | | | | | | Mathematics | 5 |
| | | | | | | Music | 1 |
| | | | | | | Physical Education | 4 |
| | | | | | | Social Science | 1 |
| | | 3799 | 96.81% | Fully Credentialed Teachers | | | |
| | FRESNO UNIFIED SCHOOL DISTRICT Total | 3924 | | | | | |
| FRESNO | GOLDEN PLAINS UNIFIED SCHOOL DISTRICT | 3 | 2.88% | EMERGENCY PERMITS | | | |
| | | | | Education Specialist Instruction Permit | 2 | | |
| | | | | | | Mild/Moderate Disabilities | 2 |
| | | | | Multiple Subject Teaching Permit | 1 | | |
| | | | | | | General Subjects | 1 |
| | | 101 | 97.12% | Fully Credentialed Teachers | | | |
| | GOLDEN PLAINS UNIFIED SCHOOL DISTRICT Total | 104 | | | | | |
| FRESNO | KERMAN UNIFIED SCHOOL DISTRICT | 1 | 0.56% | UNIVERSITY INTERNSHIP CREDENTIALS | | | |
| | | | | Single Subject Teaching Credential | 1 | | |
| | | | | | | Foreign Language: Spanish | 1 |
| | | 1 | 0.56% | SPECIAL TEMPORARY CERTIFICATE | | | |
| | | | | Special Temporary Cert / Single Subject | 1 | | |
| | | | | | | Mathematics (Examination) | 1 |
| | | 5 | 2.82% | EMERGENCY PERMITS | | | |
| | | | | Multiple Subject Teaching Permit | 2 | | |
| | | | | | | General Subjects | 2 |
| | | | | Single Subject Teaching Permit | 3 | | |
| | | | | | | English | 2 |
| | | | | | | Foreign Language: Spanish | 1 |
| | | | | | | Social Science (Examination) | 1 |
| | KERMAN UNIFIED SCHOOL DISTRICT Total | 177 | 96.05% | Fully Credentialed Teachers | | | |
| FRESNO | KINGS CANYON JOINT UNIFIED | 4 | 0.88% | UNIVERSITY INTERNSHIP CREDENTIALS | | | |
| | | | | Education Specialist Instruction Credential | 1 | | |
| | | | | | | Mild/Moderate Disabilities | 1 |
| | | | | Multiple Subject Teaching Credential | 1 | | |
| | | | | | | General Subjects | 1 |
| | | | | Single Subject Teaching Credential | 2 | | |
| | | | | | | Mathematics | 1 |
| | | | | | | Social Science | 1 |
| | | 1 | 0.22% | SPECIAL TEMPORARY CERTIFICATE | | | |
| | | | | Special Temporary Cert / Multiple Subject | 1 | | |
| | | | | | | General Subjects (Examination) | 1 |
| | | 33 | 7.22% | EMERGENCY PERMITS | | | |
| | | | | Education Specialist Instruction Permit | 15 | | |
| | | | | | | Early Childhood Special Education | 4 |
| | | | | | | Mild/Moderate Disabilities | 10 |
| | | | | | | Physical and Health Impairments | 1 |
| | | | | Multiple Subject Teaching Permit | 6 | | |
| | | | | | | General Subjects | 6 |
| | | | | Single Subject Teaching Permit | 12 | | |
| | | | | | | English | 5 |
| | | | | | | Physical Education | 2 |
| | | | | | | Social Science | 5 |
| | | 2 | 0.44% | CREDENTIAL WAIVERS | | | |
| | | | | Education Specialist Instruction Credential | 2 | | |
| | | | | | | Early Childhood Special Education | 2 |
| | | 417 | 91.25% | Fully Credentialed Teachers | | | |
| | KINGS CANYON JOINT UNIFIED Total | 457 | | | | | |

| County Name | Agency Name | Agency Total | % Agency | Credential Title | Cred Total | Subject | Subj Total |
|-------------|--|--------------|----------|---|------------|--------------------------------|------------|
| FRESNO | KINGSBURG JOINT UNION HIGH | 1 | 1.85% | UNIVERSITY INTERNSHIP CREDENTIALS | | | |
| | | | | Single Subject Teaching Credential | 1 | | |
| | | 53 | 98.15% | Fully Credentialed Teachers | | Business | 1 |
| | KINGSBURG JOINT UNION HIGH Total | 54 | | | | | |
| FRESNO | LATON JOINT UNIFIED SCHOOL DISTRICT | 3 | 6.67% | EMERGENCY PERMITS | | | |
| | | | | Multiple Subject Teaching Permit | 2 | | |
| | | | | Single Subject Teaching Permit | 1 | General Subjects | 2 |
| | | | | | | Mathematics | 1 |
| | | 1 | 2.22% | CREDENTIAL WAIVERS | | | |
| | | | | Single Subject Teaching Credential | 1 | | |
| | | | | | | Mathematics | 1 |
| | | 41 | 91.11% | Fully Credentialed Teachers | | | |
| | LATON JOINT UNIFIED SCHOOL DISTRICT Total | 45 | | | | | |
| FRESNO | MENDOTA UNIFIED SCHOOL DISTRICT | 2 | 1.64% | UNIVERSITY INTERNSHIP CREDENTIALS | | | |
| | | | | Multiple Subject Teaching Credential | 1 | | |
| | | | | Single Subject Teaching Credential | 1 | General Subjects | 1 |
| | | | | | | Science: Biological Sciences | 1 |
| | | 3 | 2.46% | SPECIAL TEMPORARY CERTIFICATE | | | |
| | | | | Special Temporary Cert / Ed. Specialist | 1 | | |
| | | | | | | Mild/Moderate Disabilities | 1 |
| | | | | Special Temporary Cert / Multiple Subject | 1 | | |
| | | | | Special Temporary Cert / Single Subject | 1 | General Subjects | 1 |
| | | | | | | English (Examination) | 1 |
| | | 8 | 6.56% | EMERGENCY PERMITS | | | |
| | | | | Education Specialist Instruction Permit | 3 | | |
| | | | | | | Mild/Moderate Disabilities | 3 |
| | | | | Multiple Subject Teaching Permit | 2 | | |
| | | | | Single Subject Teaching Permit | 3 | General Subjects | 2 |
| | | | | | | English | 1 |
| | | | | | | Science: Biological Sciences | 2 |
| | | | | | | Science: Chemistry | 1 |
| | MENDOTA UNIFIED SCHOOL DISTRICT Total | 109 | 89.34% | Fully Credentialed Teachers | | | |
| | | 122 | | | | | |
| FRESNO | MONROE ELEMENTARY SCHOOL DISTRICT | 1 | 9.09% | EMERGENCY PERMITS | | | |
| | | | | Multiple Subject Teaching Permit | 1 | | |
| | | | | | | General Subjects (Examination) | 1 |
| | | 10 | 90.91% | Fully Credentialed Teachers | | | |
| | MONROE ELEMENTARY SCHOOL DISTRICT Total | 11 | | | | | |
| FRESNO | PACIFIC UNION ELEMENTARY SCHOOL DISTRICT | 1 | 4.17% | EMERGENCY PERMITS | | | |
| | | | | Multiple Subject Teaching Permit | 1 | | |
| | | | | | | General Subjects | 1 |
| | | 23 | 95.83% | Fully Credentialed Teachers | | | |
| | PACIFIC UNION ELEMENTARY SCHOOL DISTRICT Total | 24 | | | | | |
| FRESNO | PARLIER UNIFIED SCHOOL DISTRICT | 3 | 1.54% | SPECIAL TEMPORARY CERTIFICATE | | | |
| | | | | Special Temporary Cert / Ed. Specialist | 2 | | |
| | | | | | | Mild/Moderate Disabilities | 2 |
| | | | | Special Temporary Cert / Multiple Subject | 1 | | |
| | | | | | | General Subjects | 1 |
| | | 9 | 4.62% | EMERGENCY PERMITS | | | |
| | | | | Education Specialist Instruction Permit | 4 | | |
| | | | | | | Mild/Moderate Disabilities | 4 |
| | | | | Multiple Subject Teaching Permit | 2 | | |
| | | | | Single Subject Teaching Permit | 3 | General Subjects | 2 |
| | | | | | | English | 1 |
| | | | | | | Mathematics | 2 |
| | | 183 | 93.85% | Fully Credentialed Teachers | | | |
| | PARLIER UNIFIED SCHOOL DISTRICT Total | 195 | | | | | |
| FRESNO | RAISIN CITY ELEMENTARY SCHOOL DISTRICT | 1 | 6.67% | SPECIAL TEMPORARY CERTIFICATE | | | |

| County Name | Agency Name | Agency Total | % Agency | Credential Title | Cred Total | Subject | Subj Total |
|-------------|---|--------------|----------|---|------------|----------------------------------|------------|
| | | | | Special Temporary Cert / Multiple Subject | 1 | | |
| | | 3 | 20.00% | EMERGENCY PERMITS | | General Subjects | 1 |
| | | | | Multiple Subject Teaching Permit | 3 | | |
| | | | | | | General Subjects | 2 |
| | | | | | | General Subjects (Examination) | 1 |
| | | 11 | 73.33% | Fully Credentialed Teachers | | | |
| | RAISIN CITY ELEMENTARY SCHOOL DISTRICT Total | 15 | | | | | |
| FRESNO | RIVERDALE JOINT UNIFIED SCHOOL DISTRICT | 1 | 1.27% | SPECIAL TEMPORARY CERTIFICATE | | | |
| | | | | Special Temporary Cert / Single Subject | 1 | | |
| | | | | | | Social Science | 1 |
| | | 78 | 98.73% | Fully Credentialed Teachers | | | |
| | RIVERDALE JOINT UNIFIED SCHOOL DISTRICT Total | 79 | | | | | |
| FRESNO | SANGER UNIFIED SCHOOL DISTRICT | 2 | 0.44% | UNIVERSITY INTERNSHIP CREDENTIALS | | | |
| | | | | Education Specialist Instruction Credential | 1 | | |
| | | | | | | Mild/Moderate Disabilities | 1 |
| | | | | Single Subject Teaching Credential | 1 | | |
| | | | | | | Mathematics | 1 |
| | | 1 | 0.22% | SPECIAL TEMPORARY CERTIFICATE | | | |
| | | | | Special Temporary Cert / Single Subject | 1 | | |
| | | | | | | Foreign Language: Spanish (Exam) | 1 |
| | | 10 | 2.22% | EMERGENCY PERMITS | | | |
| | | | | Education Specialist Instruction Permit | 1 | | |
| | | | | | | Mild/Moderate Disabilities | 1 |
| | | | | Multiple Subject Teaching Permit | 2 | | |
| | | | | | | General Subjects | 2 |
| | | | | Single Subject Teaching Permit | 7 | | |
| | | | | | | Agriculture | 1 |
| | | | | | | English | 2 |
| | | | | | | Mathematics | 2 |
| | | | | | | Physical Education | 1 |
| | | | | | | Social Science | 1 |
| | | 438 | 97.12% | Fully Credentialed Teachers | | | |
| | SANGER UNIFIED SCHOOL DISTRICT Total | 451 | | | | | |
| FRESNO | SELMA UNIFIED SCHOOL DISTRICT | 2 | 0.68% | UNIVERSITY INTERNSHIP CREDENTIALS | | | |
| | | | | Single Subject Teaching Credential | 2 | | |
| | | | | | | Music | 1 |
| | | | | | | Science: Biological Sciences | 1 |
| | | 4 | 1.37% | EMERGENCY PERMITS | | | |
| | | | | Education Specialist Instruction Permit | 2 | | |
| | | | | | | Mild/Moderate Disabilities | 2 |
| | | | | Single Subject Teaching Permit | 2 | | |
| | | | | | | English | 1 |
| | | | | | | Mathematics | 1 |
| | | 286 | 97.95% | Fully Credentialed Teachers | | | |
| | SELMA UNIFIED SCHOOL DISTRICT Total | 292 | | | | | |
| FRESNO | SIERRA UNIFIED SCHOOL DISTRICT | 3 | 2.22% | UNIVERSITY INTERNSHIP CREDENTIALS | | | |
| | | | | Single Subject Teaching Credential | 3 | | |
| | | | | | | English | 1 |
| | | | | | | Mathematics | 2 |
| | | 1 | 0.74% | SPECIAL TEMPORARY CERTIFICATE | | | |
| | | | | Special Temporary Cert / Ed. Specialist | 1 | | |
| | | | | | | Mild/Moderate Disabilities | 1 |
| | | 8 | 5.93% | EMERGENCY PERMITS | | | |
| | | | | Education Specialist Instruction Permit | 1 | | |
| | | | | | | Mild/Moderate Disabilities | 1 |
| | | | | Single Subject Teaching Permit | 7 | | |
| | | | | | | Art | 1 |
| | | | | | | English | 1 |
| | | | | | | Foreign Language: Latin | 1 |
| | | | | | | Health Science | 1 |
| | | | | | | Mathematics | 1 |
| | | | | | | Music | 1 |
| | | | | | | Science: Biological Sciences | 1 |

| County Name | Agency Name | Agency Total | % Agency | Credential Title | Cred Total | Subject | Subj Total |
|-------------|--|--------------|----------|---|------------|------------------------------------|------------|
| | | | | | | Science: Geosciences | 1 |
| | | | | | | Social Science | 1 |
| | | 123 | 91.11% | Fully Credentialed Teachers | | | |
| | SIERRA UNIFIED SCHOOL DISTRICT Total | 135 | | | | | |
| FRESNO | WASHINGTON UNION HIGH SCHOOL DISTRICT | 1 | 1.89% | UNIVERSITY INTERNSHIP CREDENTIALS | | | |
| | | | | Single Subject Teaching Credential | 1 | | |
| | | | | | | Foundational-Level Math (Exam) | 1 |
| | | 8 | 15.09% | EMERGENCY PERMITS | | | |
| | | | | Education Specialist Instruction Permit | 3 | | |
| | | | | | | Mild/Moderate Disabilities | 3 |
| | | | | Single Subject Teaching Permit | 5 | | |
| | | | | | | English | 1 |
| | | | | | | Mathematics | 2 |
| | | | | | | Physical Education | 1 |
| | | | | | | Social Science | 1 |
| | | 44 | 83.02% | Fully Credentialed Teachers | | | |
| | WASHINGTON UNION HIGH SCHOOL DISTRICT Total | 53 | | | | | |
| FRESNO | WEST FRESNO ELEMENTARY SCHOOL DISTRICT | 2 | 2.78% | SPECIAL TEMPORARY CERTIFICATE | | | |
| | | | | Special Temporary Cert / Multiple Subject | 2 | | |
| | | | | | | General Subjects (Examination) | 2 |
| | | 4 | 5.56% | EMERGENCY PERMITS | | | |
| | | | | Education Specialist Instruction Permit | 2 | | |
| | | | | | | Mild/Moderate Disabilities | 2 |
| | | | | Multiple Subject Teaching Permit | 2 | | |
| | | | | | | General Subjects | 2 |
| | | 66 | 91.67% | Fully Credentialed Teachers | | | |
| | WEST FRESNO ELEMENTARY SCHOOL DISTRICT Total | 72 | | | | | |
| FRESNO | WEST PARK ELEMENTARY | 2 | 6.45% | EMERGENCY PERMITS | | | |
| | | | | Multiple Subject Teaching Permit | 2 | | |
| | | | | | | General Subjects | 2 |
| | | 29 | 93.55% | Fully Credentialed Teachers | | | |
| | WEST PARK ELEMENTARY Total | 31 | | | | | |
| FRESNO | WESTSIDE ELEMENTARY | 2 | 11.76% | EMERGENCY PERMITS | | | |
| | | | | Education Specialist Instruction Permit | 1 | | |
| | | | | | | Mild/Moderate Disabilities | 1 |
| | | | | Multiple Subject Teaching Permit | 1 | | |
| | | | | | | General Subjects | 1 |
| | | 15 | 88.24% | Fully Credentialed Teachers | | | |
| | WESTSIDE ELEMENTARY Total | 17 | | | | | |
| GLENN | GLENN COUNTY OFFICE OF EDUCATION | 2 | 5.41% | UNIVERSITY INTERNSHIP CREDENTIALS | | | |
| | | | | Education Specialist Instruction Credential | 2 | | |
| | | | | | | Mild/Moderate Disabilities | 1 |
| | | | | | | Moderate/Severe Disabilities | 1 |
| | | 6 | 16.22% | EMERGENCY PERMITS | | | |
| | | | | Education Specialist Instruction Permit | 1 | | |
| | | | | | | Moderate/Severe Disabilities | 1 |
| | | | | Multiple Subject Teaching Permit | 2 | | |
| | | | | | | General Subjects | 2 |
| | | | | Single Subject Teaching Permit | 3 | | |
| | | | | | | Agriculture | 1 |
| | | | | | | Mathematics | 2 |
| | | 29 | 78.38% | Fully Credentialed Teachers | | | |
| | GLENN COUNTY OFFICE OF EDUCATION Total | 37 | | | | | |
| GLENN | ORLAND JOINT UNIFIED SCHOOL DISTRICT | 1 | 0.84% | UNIVERSITY INTERNSHIP CREDENTIALS | | | |
| | | | | Single Subject Teaching Credential | 1 | | |
| | | | | | | Science: Geosciences (Examination) | 1 |
| | | 118 | 99.16% | Fully Credentialed Teachers | | | |
| | ORLAND JOINT UNIFIED SCHOOL DISTRICT Total | 119 | | | | | |
| HUMBOLDT | EUREKA CITY UNIFIED SCHOOL DISTRICT | 1 | 0.40% | EMERGENCY PERMITS | | | |
| | | | | Education Specialist Instruction Permit | 1 | | |
| | | | | | | Moderate/Severe Disabilities | 1 |
| | | 250 | 99.60% | Fully Credentialed Teachers | | | |
| | EUREKA CITY UNIFIED SCHOOL DISTRICT Total | 251 | | | | | |
| HUMBOLDT | HUMBOLDT COUNTY OFFICE OF EDUCATION | 1 | 2.86% | EMERGENCY PERMITS | | | |

| County Name | Agency Name | Agency Total | % Agency | Credential Title | Cred Total | Subject | Subj Total |
|-------------|---|--------------|----------|---|------------|--------------------------------|------------|
| | | | | Single Subject Teaching Permit | 1 | | |
| | | | | | | Music | 1 |
| | | 34 | 97.14% | Fully Credentialed Teachers | | | |
| | HUMBOLDT COUNTY OFFICE OF EDUCATION Total | 35 | | | | | |
| HUMBOLDT | KLAMATH-TRINITY JOINT UNIFIED | 1 | 1.64% | UNIVERSITY INTERNSHIP CREDENTIALS | | | |
| | | | | Multiple Subject Teaching Credential | 1 | | |
| | | | | | | General Subjects | 1 |
| | | 60 | 98.36% | Fully Credentialed Teachers | | | |
| | KLAMATH-TRINITY JOINT UNIFIED Total | 61 | | | | | |
| HUMBOLDT | MATTOLE UNIFIED | 1 | 1.69% | UNIVERSITY INTERNSHIP CREDENTIALS | | | |
| | | | | Multiple Subject Teaching Credential | 1 | | |
| | | | | | | General Subjects (Examination) | 1 |
| | | 58 | 98.31% | Fully Credentialed Teachers | | | |
| | MATTOLE UNIFIED Total | 59 | | | | | |
| HUMBOLDT | MCKINLEYVILLE UNION ELEMENTARY | 1 | 1.35% | EMERGENCY PERMITS | | | |
| | | | | Multiple Subject Teaching Permit | 1 | | |
| | | | | | | General Subjects | 1 |
| | | 73 | 98.65% | Fully Credentialed Teachers | | | |
| | MCKINLEYVILLE UNION ELEMENTARY Total | 74 | | | | | |
| HUMBOLDT | NORTHERN HUMBOLDT UNION HIGH | 2 | 2.15% | EMERGENCY PERMITS | | | |
| | | | | Education Specialist Instruction Permit | 1 | | |
| | | | | | | Moderate/Severe Disabilities | 1 |
| | | | | Single Subject Teaching Permit | 1 | | |
| | | | | | | Music | 1 |
| | | 91 | 97.85% | Fully Credentialed Teachers | | | |
| | NORTHERN HUMBOLDT UNION HIGH Total | 93 | | | | | |
| HUMBOLDT | PENINSULA UNION ELEMENTARY | 1 | 25.00% | EMERGENCY PERMITS | | | |
| | | | | Education Specialist Instruction Permit | 1 | | |
| | | | | | | Mild/Moderate Disabilities | 1 |
| | | 3 | 75.00% | Fully Credentialed Teachers | | | |
| | PENINSULA UNION ELEMENTARY Total | 4 | | | | | |
| IMPERIAL | BRAWLEY ELEMENTARY SCHOOL DISTRICT | 3 | 1.65% | UNIVERSITY INTERNSHIP CREDENTIALS | | | |
| | | | | Multiple Subject Teaching Credential | 2 | | |
| | | | | | | General Subjects | 1 |
| | | | | | | General Subjects (Examination) | 1 |
| | | | | Single Subject Teaching Credential | 1 | | |
| | | | | | | Social Science | 1 |
| | | 1 | 0.55% | CREDENTIAL WAIVERS | | | |
| | | | | Multiple Subject Teaching Credential | 1 | | |
| | | | | | | General Subjects | 1 |
| | | 178 | 97.80% | Fully Credentialed Teachers | | | |
| | BRAWLEY ELEMENTARY SCHOOL DISTRICT Total | 182 | | | | | |
| IMPERIAL | BRAWLEY UNION HIGH SCHOOL DISTRICT | 7 | 8.86% | UNIVERSITY INTERNSHIP CREDENTIALS | | | |
| | | | | Multiple Subject Teaching Credential | 1 | | |
| | | | | | | General Subjects (Examination) | 1 |
| | | | | Single Subject Teaching Credential | 6 | | |
| | | | | | | English | 2 |
| | | | | | | English (Examination) | 3 |
| | | | | | | Mathematics (Examination) | 1 |
| | | 14 | 17.72% | EMERGENCY PERMITS | | | |
| | | | | Education Specialist Instruction Permit | 2 | | |
| | | | | | | Mild/Moderate Disabilities | 2 |
| | | | | Multiple Subject Teaching Permit | 1 | | |
| | | | | | | General Subjects (Examination) | 1 |
| | | | | Single Subject Teaching Permit | 11 | | |
| | | | | | | Business | 1 |
| | | | | | | English | 1 |
| | | | | | | English (Examination) | 1 |
| | | | | | | Mathematics | 5 |
| | | | | | | Science: Biological Sciences | 1 |
| | | | | | | Science: Chemistry | 1 |
| | | | | | | Science: Physics | 1 |
| | | | | | | Social Science | 2 |
| | | 58 | 73.42% | Fully Credentialed Teachers | | | |

| County Name | Agency Name | Agency Total | % Agency | Credential Title | Cred Total | Subject | Subj Total |
|-------------|--|--------------|----------|---|------------|------------------------------------|------------|
| | BRAWLEY UNION HIGH SCHOOL DISTRICT Total | 79 | | | | | |
| IMPERIAL | CALEXICO UNIFIED SCHOOL DISTRICT | 21 | 4.83% | UNIVERSITY INTERNSHIP CREDENTIALS | | | |
| | | | | Education Specialist Instruction Credential | 2 | | |
| | | | | | | Mild/Moderate Disabilities | 2 |
| | | | | Multiple Subject Teaching Credential | 8 | | |
| | | | | | | General Subjects | 6 |
| | | | | | | General Subjects (Examination) | 2 |
| | | | | Single Subject Teaching Credential | 11 | | |
| | | | | | | English | 2 |
| | | | | | | English (Examination) | 1 |
| | | | | | | Foreign Language: Spanish | 1 |
| | | | | | | Mathematics | 3 |
| | | | | | | Science: Biological Sci (Exam) | 1 |
| | | | | | | Science: Chemistry (Examination) | 1 |
| | | | | | | Social Science | 1 |
| | | | | | | Social Science (Examination) | 1 |
| | | 31 | 7.13% | EMERGENCY PERMITS | | | |
| | | | | Education Specialist Instruction Permit | 3 | | |
| | | | | | | Mild/Moderate Disabilities | 3 |
| | | | | Multiple Subject Teaching Permit | 7 | | |
| | | | | | | General Subjects | 6 |
| | | | | | | General Subjects (Examination) | 1 |
| | | | | Single Subject Teaching Permit | 21 | | |
| | | | | | | Agriculture | 1 |
| | | | | | | English | 7 |
| | | | | | | English (Examination) | 1 |
| | | | | | | Mathematics | 8 |
| | | | | | | Physical Education | 1 |
| | | | | | | Science: Biological Sciences | 5 |
| | | | | | | Science: Chemistry | 2 |
| | | 1 | 0.23% | CREDENTIAL WAIVERS | | | |
| | | | | Single Subject Teaching Credential | 1 | | |
| | | | | | | Mathematics | 1 |
| | | 382 | 87.82% | Fully Credentialed Teachers | | | |
| | CALEXICO UNIFIED SCHOOL DISTRICT Total | 435 | | | | | |
| IMPERIAL | CALIPATRIA UNIFIED SCHOOL DISTRICT | 6 | 8.57% | UNIVERSITY INTERNSHIP CREDENTIALS | | | |
| | | | | Multiple Subject Teaching Credential | 4 | | |
| | | | | | | General Subjects | 1 |
| | | | | | | General Subjects (Examination) | 3 |
| | | | | Single Subject Teaching Credential | 2 | | |
| | | | | | | Foreign Language: Spanish | 1 |
| | | | | | | Social Science (Examination) | 1 |
| | | 1 | 1.43% | SPECIAL TEMPORARY CERTIFICATE | | | |
| | | | | Special Temporary Cert / Ed. Specialist | 1 | | |
| | | | | | | Mild/Moderate Disabilities | 1 |
| | | 10 | 14.29% | EMERGENCY PERMITS | | | |
| | | | | Multiple Subject Teaching Permit | 4 | | |
| | | | | | | General Subjects | 3 |
| | | | | | | General Subjects (Examination) | 1 |
| | | | | Single Subject Teaching Permit | 6 | | |
| | | | | | | English | 2 |
| | | | | | | Mathematics | 1 |
| | | | | | | Music | 1 |
| | | | | | | Science: Biological Sciences | 1 |
| | | | | | | Science: Chemistry | 1 |
| | | | | | | Science: Geosciences (Examination) | 1 |
| | | 3 | 4.29% | CREDENTIAL WAIVERS | | | |
| | | | | Single Subject Teaching Credential | 3 | | |
| | | | | | | Mathematics | 2 |
| | | | | | | Music | 1 |
| | | 50 | 71.43% | Fully Credentialed Teachers | | | |
| | CALIPATRIA UNIFIED SCHOOL DISTRICT Total | 70 | | | | | |
| IMPERIAL | CENTRAL UNION HIGH SCHOOL DISTRICT | 7 | 4.05% | UNIVERSITY INTERNSHIP CREDENTIALS | | | |
| | | | | Single Subject Teaching Credential | 7 | | |

| County Name | Agency Name | Agency Total | % Agency | Credential Title | Cred Total | Subject | Subj Total |
|-------------|--|--------------|----------|--|------------|--------------------------------------|------------|
| | | | | | | English | 1 |
| | | | | | | English (Examination) | 1 |
| | | | | | | Mathematics | 2 |
| | | | | | | Mathematics (Examination) | 1 |
| | | | | | | Science: Chemistry (Examination) | 1 |
| | | | | | | Science: Geosciences (Examination) | 1 |
| | | | | | | Social Science | 1 |
| | | | | | | Social Science (Examination) | 1 |
| | | 1 | 0.58% | SPECIAL TEMPORARY CERTIFICATE Special Temporary Cert / Ed. Specialist | 1 | | |
| | | | | | | Mild/Moderate Disabilities | 1 |
| | | 16 | 9.25% | EMERGENCY PERMITS Education Specialist Instruction Permit | 1 | | |
| | | | | | | Mild/Moderate Disabilities | 1 |
| | | | | | | Single Subject Teaching Permit | 15 |
| | | | | | | Business | 1 |
| | | | | | | English | 3 |
| | | | | | | English (Examination) | 3 |
| | | | | | | Foundational-Level Math (Exam) | 1 |
| | | | | | | Mathematics | 3 |
| | | | | | | Physical Education | 1 |
| | | | | | | Science: Geosciences (Examination) | 1 |
| | | | | | | Science: Physics | 1 |
| | | | | | | Social Science | 2 |
| | | 149 | 86.13% | Fully Credentialed Teachers | | | |
| | CENTRAL UNION HIGH SCHOOL DISTRICT Total | 173 | | | | | |
| IMPERIAL | EL CENTRO ELEMENTARY SCHOOL DISTRICT | 6 | 2.08% | UNIVERSITY INTERNSHIP CREDENTIALS Education Specialist Instruction Credential | 2 | | |
| | | | | | | Mild/Moderate Disabilities | 2 |
| | | | | | | Multiple Subject Teaching Credential | 3 |
| | | | | | | General Subjects | 2 |
| | | | | | | General Subjects (Examination) | 1 |
| | | | | | | Single Subject Teaching Credential | 1 |
| | | | | | | Physical Education | 1 |
| | | 8 | 2.78% | EMERGENCY PERMITS Education Specialist Instruction Permit | 1 | | |
| | | | | | | Mild/Moderate Disabilities | 1 |
| | | | | | | Multiple Subject Teaching Permit | 6 |
| | | | | | | General Subjects | 3 |
| | | | | | | General Subjects (Examination) | 3 |
| | | | | | | Single Subject Teaching Permit | 1 |
| | | | | | | English | 1 |
| | | 274 | 95.14% | Fully Credentialed Teachers | | | |
| | EL CENTRO ELEMENTARY SCHOOL DISTRICT Total | 288 | | | | | |
| IMPERIAL | HEBER ELEMENTARY SCHOOL DISTRICT | 2 | 5.56% | UNIVERSITY INTERNSHIP CREDENTIALS Multiple Subject Teaching Credential | 2 | | |
| | | | | | | General Subjects (Examination) | 2 |
| | | 2 | 5.56% | EMERGENCY PERMITS Education Specialist Instruction Permit | 1 | | |
| | | | | | | Mild/Moderate Disabilities | 1 |
| | | | | | | Multiple Subject Teaching Permit | 1 |
| | | | | | | General Subjects (Examination) | 1 |
| | | 32 | 88.89% | Fully Credentialed Teachers | | | |
| | HEBER ELEMENTARY SCHOOL DISTRICT Total | 36 | | | | | |
| IMPERIAL | HOLTVILLE UNIFIED SCHOOL DISTRICT | 11 | 11.11% | UNIVERSITY INTERNSHIP CREDENTIALS Education Specialist Instruction Credential | 1 | | |
| | | | | | | Mild/Moderate Disabilities | 1 |
| | | | | | | Multiple Subject Teaching Credential | 4 |
| | | | | | | General Subjects | 2 |
| | | | | | | General Subjects (Examination) | 2 |
| | | | | | | Single Subject Teaching Credential | 6 |
| | | | | | | English | 1 |
| | | | | | | Foundational-Level Math (Exam) | 1 |
| | | | | | | Music (Examination) | 1 |

| County Name | Agency Name | Agency Total | % Agency | Credential Title | Cred Total | Subject | Subj Total |
|-------------|---|--------------|----------|---|------------|------------------------------------|------------|
| | | | | | | Physical Education | 1 |
| | | | | | | Science: Chemistry (Examination) | 1 |
| | | 9 | 9.09% | EMERGENCY PERMITS | | Social Science (Examination) | 1 |
| | | | | Education Specialist Instruction Permit | 2 | | |
| | | | | | | Mild/Moderate Disabilities | 2 |
| | | | | Multiple Subject Teaching Permit | 2 | | |
| | | | | | | General Subjects | 1 |
| | | | | | | General Subjects (Examination) | 1 |
| | | | | Single Subject Teaching Permit | 5 | | |
| | | | | | | English | 1 |
| | | | | | | Mathematics | 1 |
| | | | | | | Music (Examination) | 1 |
| | | | | | | Science: Biological Sciences | 1 |
| | | | | | | Science: Biological Sci (Exam) | 1 |
| | | | | | | Science: Chemistry (Examination) | 1 |
| | | | | | | Science: Physics | 1 |
| | | | | | | Social Science (Examination) | 1 |
| | | 1 | 1.01% | CREDENTIAL WAIVERS | | | |
| | | | | Education Specialist Instruction Credential | 1 | | |
| | | | | | | Mild/Moderate Disabilities | 1 |
| | | 78 | 78.79% | Fully Credentialed Teachers | | | |
| | HOLTVILLE UNIFIED SCHOOL DISTRICT Total | 99 | | | | | |
| IMPERIAL | IMPERIAL COUNTY OFFICE OF EDUCATION | 6 | 12.50% | UNIVERSITY INTERNSHIP CREDENTIALS | | | |
| | | | | Education Specialist Instruction Credential | 2 | | |
| | | | | | | Mild/Moderate Disabilities | 1 |
| | | | | | | Moderate/Severe Disabilities | 1 |
| | | | | Multiple Subject Teaching Credential | 4 | | |
| | | | | | | General Subjects | 2 |
| | | | | | | General Subjects (Examination) | 2 |
| | | 1 | 2.08% | SPECIAL TEMPORARY CERTIFICATE | | | |
| | | | | Special Temporary Cert / Single Subject | 1 | | |
| | | | | | | Physical Education | 1 |
| | | 9 | 18.75% | EMERGENCY PERMITS | | | |
| | | | | Education Specialist Instruction Permit | 7 | | |
| | | | | | | Deaf and Hard-of-Hearing | 1 |
| | | | | | | Early Childhood Special Education | 2 |
| | | | | | | Mild/Moderate Disabilities | 1 |
| | | | | | | Moderate/Severe Disabilities | 3 |
| | | | | Multiple Subject Teaching Permit | 2 | | |
| | | | | | | General Subjects | 2 |
| | | | | | | General Subjects | 2 |
| | | 1 | 2.08% | CREDENTIAL WAIVERS | | | |
| | | | | Education Specialist Instruction Credential | 1 | | |
| | | | | | | Deaf and Hard-of-Hearing | 1 |
| | | 31 | 64.58% | Fully Credentialed Teachers | | | |
| | IMPERIAL COUNTY OFFICE OF EDUCATION Total | 48 | | | | | |
| IMPERIAL | IMPERIAL UNIFIED SCHOOL DISTRICT | 4 | 2.86% | UNIVERSITY INTERNSHIP CREDENTIALS | | | |
| | | | | Education Specialist Instruction Credential | 1 | | |
| | | | | | | Mild/Moderate Disabilities | 1 |
| | | | | Multiple Subject Teaching Credential | 2 | | |
| | | | | | | General Subjects | 1 |
| | | | | | | General Subjects (Examination) | 1 |
| | | | | Single Subject Teaching Credential | 1 | | |
| | | | | | | Science: Chemistry (Examination) | 1 |
| | | | | | | Science: Geosciences (Examination) | 1 |
| | | | | | | Science: Physics (Examination) | 1 |
| | | 3 | 2.14% | EMERGENCY PERMITS | | | |
| | | | | Education Specialist Instruction Permit | 1 | | |
| | | | | | | Mild/Moderate Disabilities | 1 |
| | | | | Single Subject Teaching Permit | 2 | | |
| | | | | | | Art | 1 |
| | | | | | | Science: Biological Sciences | 1 |
| | | 133 | 95.00% | Fully Credentialed Teachers | | | |

| County Name | Agency Name | Agency Total | % Agency | Credential Title | Cred Total | Subject | Subj Total |
|-------------|--|--------------|----------|---|------------|--------------------------------|------------|
| | IMPERIAL UNIFIED SCHOOL DISTRICT Total | 140 | | | | | |
| IMPERIAL | MCCABE UNION ELEMENTARY SCHOOL DISTRICT | 5 | 18.52% | UNIVERSITY INTERNSHIP CREDENTIALS | | | |
| | | | | Multiple Subject Teaching Credential | 4 | | |
| | | | | | | General Subjects | 3 |
| | | | | | | General Subjects (Examination) | 1 |
| | | | | Single Subject Teaching Credential | 1 | | |
| | | 1 | 3.70% | EMERGENCY PERMITS | | Social Science | 1 |
| | | | | Multiple Subject Teaching Permit | 1 | | |
| | | | | | | General Subjects | 1 |
| | MCCABE UNION ELEMENTARY SCHOOL DISTRICT Total | 21 | 77.78% | Fully Credentialed Teachers | | | |
| | MCCABE UNION ELEMENTARY SCHOOL DISTRICT Total | 27 | | | | | |
| IMPERIAL | MEADOWS UNION ELEMENTARY SCHOOL DISTRICT | 1 | 4.35% | UNIVERSITY INTERNSHIP CREDENTIALS | | | |
| | | | | Multiple Subject Teaching Credential | 1 | | |
| | | | | | | General Subjects | 1 |
| | | 22 | 95.65% | Fully Credentialed Teachers | | | |
| | MEADOWS UNION ELEMENTARY SCHOOL DISTRICT Total | 23 | | | | | |
| IMPERIAL | MULBERRY ELEMENTARY SCHOOL DISTRICT | 2 | 50.00% | UNIVERSITY INTERNSHIP CREDENTIALS | | | |
| | | | | Multiple Subject Teaching Credential | 2 | | |
| | | | | | | General Subjects | 1 |
| | | | | | | General Subjects (Examination) | 1 |
| | | 2 | 50.00% | Fully Credentialed Teachers | | | |
| | MULBERRY ELEMENTARY SCHOOL DISTRICT Total | 4 | | | | | |
| IMPERIAL | SAN PASQUAL VALLEY UNIFIED SCHOOL DISTRICT | 1 | 1.82% | UNIVERSITY INTERNSHIP CREDENTIALS | | | |
| | | | | Single Subject Teaching Credential | 1 | | |
| | | | | | | Mathematics | 1 |
| | | 2 | 3.64% | EMERGENCY PERMITS | | | |
| | | | | Multiple Subject Teaching Permit | 1 | | |
| | | | | | | General Subjects | 1 |
| | | | | Single Subject Teaching Permit | 1 | | |
| | | | | | | Mathematics | 1 |
| | | 52 | 94.55% | Fully Credentialed Teachers | | | |
| | SAN PASQUAL VALLEY UNIFIED SCHOOL DISTRICT Total | 55 | | | | | |
| IMPERIAL | SEELEY UNION ELEMENTARY SCHOOL DISTRICT | 3 | 8.82% | UNIVERSITY INTERNSHIP CREDENTIALS | | | |
| | | | | Multiple Subject Teaching Credential | 3 | | |
| | | | | | | General Subjects | 2 |
| | | | | | | General Subjects (Examination) | 1 |
| | | 3 | 8.82% | EMERGENCY PERMITS | | | |
| | | | | Multiple Subject Teaching Permit | 3 | | |
| | | | | | | General Subjects | 3 |
| | | 28 | 82.35% | Fully Credentialed Teachers | | | |
| | SEELEY UNION ELEMENTARY SCHOOL DISTRICT Total | 34 | | | | | |
| IMPERIAL | WESTMORLAND UNION ELEMENTARY SCHOOL DIST | 3 | 11.11% | UNIVERSITY INTERNSHIP CREDENTIALS | | | |
| | | | | Multiple Subject Teaching Credential | 3 | | |
| | | | | | | General Subjects | 1 |
| | | | | | | General Subjects (Examination) | 2 |
| | | 2 | 7.41% | EMERGENCY PERMITS | | | |
| | | | | Multiple Subject Teaching Permit | 2 | | |
| | | | | | | General Subjects | 2 |
| | | 22 | 81.48% | Fully Credentialed Teachers | | | |
| | WESTMORLAND UNION ELEM SCHOOL DIST Total | 27 | | | | | |
| INYO | BISHOP JOINT UNION HIGH | 1 | 2.56% | UNIVERSITY INTERNSHIP CREDENTIALS | | | |
| | | | | Single Subject Teaching Credential | 1 | | |
| | | | | | | English | 1 |
| | | 1 | 2.56% | SPECIAL TEMPORARY CERTIFICATE | | | |
| | | | | Special Temporary Cert / Multiple Subject | 1 | | |
| | | | | | | General Subjects (Examination) | 1 |
| | | 1 | 2.56% | EMERGENCY PERMITS | | | |
| | | | | Single Subject Teaching Permit | 1 | | |
| | | | | | | Music | 1 |
| | | 36 | 92.31% | Fully Credentialed Teachers | | | |
| | BISHOP JOINT UNION HIGH Total | 39 | | | | | |
| INYO | INYO COUNTY OFFICE OF EDUCATION | 2 | 20.00% | EMERGENCY PERMITS | | | |
| | | | | Education Specialist Instruction Permit | 1 | | |

| County Name | Agency Name | Agency Total | % Agency | Credential Title | Cred Total | Subject | Subj Total |
|-------------|---|--------------|----------|---|------------|-----------------------------------|------------|
| | | | | | | Early Childhood Special Education | 1 |
| | | | | Multiple Subject Teaching Permit | 1 | | |
| | | 8 | 80.00% | Fully Credentialed Teachers | | General Subjects | 1 |
| | INYO COUNTY OFFICE OF EDUCATION Total | 10 | | | | | |
| INYO | LONE PINE UNIFIED SCHOOL DISTRICT | 1 | 3.70% | EMERGENCY PERMITS | | | |
| | | | | Single Subject Teaching Permit | 1 | | |
| | | 26 | 96.30% | Fully Credentialed Teachers | | Agriculture | 1 |
| | LONE PINE UNIFIED SCHOOL DISTRICT Total | 27 | | | | | |
| KERN | ARVIN UNION ELEMENTARY | 5 | 3.21% | UNIVERSITY INTERNSHIP CREDENTIALS | | | |
| | | | | Education Specialist Instruction Credential | 3 | | |
| | | | | | | Mild/Moderate Disabilities | 3 |
| | | | | Multiple Subject Teaching Credential | 1 | | |
| | | | | | | General Subjects (Examination) | 1 |
| | | | | Single Subject Teaching Credential | 1 | | |
| | | 5 | 3.21% | EMERGENCY PERMITS | | Science: Biological Sci (Exam) | 1 |
| | | | | Education Specialist Instruction Permit | 1 | | |
| | | | | | | Mild/Moderate Disabilities | 1 |
| | | | | Multiple Subject Teaching Permit | 3 | | |
| | | | | | | General Subjects | 3 |
| | | | | Single Subject Teaching Permit | 1 | | |
| | | | | | | Science: Biological Sciences | 1 |
| | ARVIN UNION ELEMENTARY Total | 146 | 93.59% | Fully Credentialed Teachers | | | |
| | | 156 | | | | | |
| KERN | BAKERSFIELD CITY ELEMENTARY SCHOOL DISTRICT | 20 | 1.45% | UNIVERSITY INTERNSHIP CREDENTIALS | | | |
| | | | | Education Specialist Instruction Credential | 7 | | |
| | | | | | | Mild/Moderate Disabilities | 4 |
| | | | | | | Moderate/Severe Disabilities | 3 |
| | | | | Multiple Subject Teaching Credential | 4 | | |
| | | | | | | General Subjects (Examination) | 4 |
| | | | | Single Subject Teaching Credential | 9 | | |
| | | | | | | English | 2 |
| | | | | | | English (Examination) | 2 |
| | | | | | | Music | 2 |
| | | | | | | Science: Biological Sciences | 2 |
| | | | | | | Science: Biological Sci (Exam) | 1 |
| | | 3 | 0.22% | SPECIAL TEMPORARY CERTIFICATE | | | |
| | | | | Special Temporary Cert / Ed. Specialist | 1 | | |
| | | | | | | Moderate/Severe Disabilities | 1 |
| | | | | Special Temporary Cert / Multiple Subject | 1 | | |
| | | | | | | General Subjects (Examination) | 1 |
| | | | | Special Temporary Cert / Single Subject | 1 | | |
| | | | | | | Foundational-Level Math (Exam) | 1 |
| | | 2 | 0.15% | PRE-INTERNSHIP CERTIFICATES | | | |
| | | | | Pre-Intern Certificate / Single Subject | 2 | | |
| | | | | | | Science: Biological Sciences | 2 |
| | | 39 | 2.83% | EMERGENCY PERMITS | | | |
| | | | | Education Specialist Instruction Permit | 18 | | |
| | | | | | | Deaf and Hard-of-Hearing | 1 |
| | | | | | | Early Childhood Special Education | 4 |
| | | | | | | Mild/Moderate Disabilities | 11 |
| | | | | | | Moderate/Severe Disabilities | 3 |
| | | | | Multiple Subject Teaching Permit | 9 | | |
| | | | | | | General Subjects | 4 |
| | | | | | | General Subjects (Examination) | 5 |
| | | | | Single Subject Teaching Permit | 12 | | |
| | | | | | | English | 3 |
| | | | | | | Mathematics | 4 |
| | | | | | | Music | 1 |
| | | | | | | Science: Biological Sciences | 4 |
| | | | | | | Social Science | 2 |
| | | 2 | 0.15% | CREDENTIAL WAIVERS | | | |

| County Name | Agency Name | Agency Total | % Agency | Credential Title | Cred Total | Subject | Subj Total |
|-------------|---|--------------|----------|---|------------|------------------------------------|------------|
| | | | | Education Specialist Instruction Credential | 2 | | |
| | | | | | | Mild/Moderate Disabilities | 2 |
| | | 1313 | 95.21% | Fully Credentialed Teachers | | | |
| | BAKERSFIELD CITY ELEMENTARY SCHOOL DIST Total | 1379 | | | | | |
| KERN | BEARDSLEY ELEMENTARY | 2 | 2.20% | UNIVERSITY INTERNSHIP CREDENTIALS | | | |
| | | | | Education Specialist Instruction Credential | 1 | | |
| | | | | | | Mild/Moderate Disabilities | 1 |
| | | | | Multiple Subject Teaching Credential | 1 | | |
| | | | | | | General Subjects (Examination) | 1 |
| | | 2 | 2.20% | EMERGENCY PERMITS | | | |
| | | | | Multiple Subject Teaching Permit | 2 | | |
| | | | | | | General Subjects | 1 |
| | | | | | | General Subjects (Examination) | 1 |
| | | 87 | 95.60% | Fully Credentialed Teachers | | | |
| | BEARDSLEY ELEMENTARY Total | 91 | | | | | |
| KERN | BUTTONWILLOW UNION ELEMENTARY | 1 | 4.55% | SPECIAL TEMPORARY CERTIFICATE | | | |
| | | | | Special Temporary Cert / Multiple Subject | 1 | | |
| | | | | | | General Subjects (Examination) | 1 |
| | | 21 | 95.45% | Fully Credentialed Teachers | | | |
| | BUTTONWILLOW UNION ELEMENTARY Total | 22 | | | | | |
| KERN | DELANO JOINT UNION HIGH | 17 | 9.29% | UNIVERSITY INTERNSHIP CREDENTIALS | | | |
| | | | | Education Specialist Instruction Credential | 2 | | |
| | | | | | | Mild/Moderate Disabilities | 1 |
| | | | | | | Moderate/Severe Disabilities | 1 |
| | | | | Single Subject Teaching Credential | 15 | | |
| | | | | | | Art | 1 |
| | | | | | | Business (Examination) | 1 |
| | | | | | | English | 3 |
| | | | | | | English (Examination) | 3 |
| | | | | | | Health Science (Examination) | 1 |
| | | | | | | Home Economics | 1 |
| | | | | | | Mathematics | 1 |
| | | | | | | Mathematics (Examination) | 1 |
| | | | | | | Science: Biological Sciences | 1 |
| | | | | | | Science: Biological Sci (Exam) | 1 |
| | | | | | | Science: Geosciences (Examination) | 2 |
| | | | | | | Social Science (Examination) | 1 |
| | | 6 | 3.28% | SPECIAL TEMPORARY CERTIFICATE | | | |
| | | | | Special Temporary Cert / Single Subject | 6 | | |
| | | | | | | English (Examination) | 3 |
| | | | | | | Foreign Language: Spanish | 1 |
| | | | | | | Foreign Language: Spanish (Exam) | 1 |
| | | | | | | Mathematics | 1 |
| | | 8 | 4.37% | EMERGENCY PERMITS | | | |
| | | | | Education Specialist Instruction Permit | 2 | | |
| | | | | | | Mild/Moderate Disabilities | 2 |
| | | | | Single Subject Teaching Permit | 6 | | |
| | | | | | | Business | 1 |
| | | | | | | English | 1 |
| | | | | | | Mathematics | 3 |
| | | | | | | Social Science | 1 |
| | | 152 | 83.06% | Fully Credentialed Teachers | | | |
| | DELANO JOINT UNION HIGH Total | 183 | | | | | |
| KERN | DELANO UNION ELEMENTARY | 3 | 0.85% | UNIVERSITY INTERNSHIP CREDENTIALS | | | |
| | | | | Education Specialist Instruction Credential | 1 | | |
| | | | | | | Mild/Moderate Disabilities | 1 |
| | | | | Multiple Subject Teaching Credential | 1 | | |
| | | | | | | General Subjects (Examination) | 1 |
| | | | | Single Subject Teaching Credential | 1 | | |
| | | | | | | Social Science (Examination) | 1 |
| | | 6 | 1.70% | SPECIAL TEMPORARY CERTIFICATE | | | |
| | | | | Special Temporary Cert / Ed. Specialist | 1 | | |
| | | | | | | Moderate/Severe Disabilities | 1 |
| | | | | Special Temporary Cert / Multiple Subject | 5 | | |

| County Name | Agency Name | Agency Total | % Agency | Credential Title | Cred Total | Subject | Subj Total |
|-------------|--|--------------|----------|---|------------|--------------------------------|------------|
| | | | | | | General Subjects | 1 |
| | | | | | | General Subjects (Examination) | 4 |
| | | 343 | 97.44% | Fully Credentialed Teachers | | | |
| | DELANO UNION ELEMENTARY Total | 352 | | | | | |
| KERN | EDISON ELEMENTARY | 1 | 2.22% | UNIVERSITY INTERNSHIP CREDENTIALS | | | |
| | | | | Multiple Subject Teaching Credential | 1 | | |
| | | | | | | General Subjects (Examination) | 1 |
| | | 1 | 2.22% | SPECIAL TEMPORARY CERTIFICATE | | | |
| | | | | Special Temporary Cert / Ed. Specialist | 1 | | |
| | | | | | | Mild/Moderate Disabilities | 1 |
| | | 1 | 2.22% | EMERGENCY PERMITS | | | |
| | | | | Multiple Subject Teaching Permit | 1 | | |
| | | | | | | General Subjects (Examination) | 1 |
| | | 42 | 93.33% | Fully Credentialed Teachers | | | |
| | EDISON ELEMENTARY Total | 45 | | | | | |
| KERN | EL TEJON UNIFIED SCHOOL DISTRICT | 2 | 3.08% | UNIVERSITY INTERNSHIP CREDENTIALS | | | |
| | | | | Multiple Subject Teaching Credential | 1 | | |
| | | | | | | General Subjects (Examination) | 1 |
| | | | | Single Subject Teaching Credential | 1 | | |
| | | | | | | Physical Education | 1 |
| | | 4 | 6.15% | EMERGENCY PERMITS | | | |
| | | | | Multiple Subject Teaching Permit | 1 | | |
| | | | | | | General Subjects | 1 |
| | | | | Single Subject Teaching Permit | 3 | | |
| | | | | | | Mathematics | 1 |
| | | | | | | Physical Education | 1 |
| | | | | | | Science: Biological Sciences | 1 |
| | | | | | | Science: Chemistry | 1 |
| | | | | | | Social Science | 1 |
| | | 59 | 90.77% | Fully Credentialed Teachers | | | |
| | EL TEJON UNIFIED SCHOOL DISTRICT Total | 65 | | | | | |
| KERN | ELK HILLS ELEMENTARY SCHOOL DISTRICT | 1 | 25.00% | EMERGENCY PERMITS | | | |
| | | | | Multiple Subject Teaching Permit | 1 | | |
| | | | | | | General Subjects (Examination) | 1 |
| | | 3 | 75.00% | Fully Credentialed Teachers | | | |
| | ELK HILLS ELEMENTARY SCHOOL DISTRICT Total | 4 | | | | | |
| KERN | FAIRFAX ELEMENTARY | 1 | 1.18% | UNIVERSITY INTERNSHIP CREDENTIALS | | | |
| | | | | Education Specialist Instruction Credential | 1 | | |
| | | | | | | Mild/Moderate Disabilities | 1 |
| | | 1 | 1.18% | EMERGENCY PERMITS | | | |
| | | | | Single Subject Teaching Permit | 1 | | |
| | | | | | | Music | 1 |
| | | 83 | 97.65% | Fully Credentialed Teachers | | | |
| | FAIRFAX ELEMENTARY Total | 85 | | | | | |
| KERN | FRUITVALE ELEMENTARY SCHOOL DISTRICT | 1 | 0.64% | UNIVERSITY INTERNSHIP CREDENTIALS | | | |
| | | | | Multiple Subject Teaching Credential | 1 | | |
| | | | | | | General Subjects (Examination) | 1 |
| | | 2 | 1.27% | EMERGENCY PERMITS | | | |
| | | | | Education Specialist Instruction Permit | 1 | | |
| | | | | | | Mild/Moderate Disabilities | 1 |
| | | | | Multiple Subject Teaching Permit | 1 | | |
| | | | | | | General Subjects | 1 |
| | | 2 | 1.27% | CREDENTIAL WAIVERS | | | |
| | | | | Education Specialist Instruction Credential | 2 | | |
| | | | | | | Mild/Moderate Disabilities | 1 |
| | | | | | | Moderate/Severe Disabilities | 1 |
| | | 152 | 96.82% | Fully Credentialed Teachers | | | |
| | FRUITVALE ELEMENTARY SCHOOL DISTRICT Total | 157 | | | | | |
| KERN | GENERAL SHAFTER ELEMENTARY | 2 | 14.29% | UNIVERSITY INTERNSHIP CREDENTIALS | | | |
| | | | | Multiple Subject Teaching Credential | 2 | | |
| | | | | | | General Subjects (Examination) | 2 |
| | | 2 | 14.29% | EMERGENCY PERMITS | | | |
| | | | | Multiple Subject Teaching Permit | 2 | | |
| | | | | | | General Subjects | 2 |

| County Name | Agency Name | Agency Total | % Agency | Credential Title | Cred Total | Subject | Subj Total |
|-------------|--|--------------|----------|--|------------|-----------------------------------|------------|
| | | 10 | 71.43% | Fully Credentialed Teachers | | | |
| | GENERAL SHAFTER ELEMENTARY Total | 14 | | | | | |
| KERN | GREENFIELD UNION SCHOOL DISTRICT | 1 | 0.25% | UNIVERSITY INTERNSHIP CREDENTIALS Multiple Subject Teaching Credential | 1 | General Subjects (Examination) | 1 |
| | | 1 | 0.25% | SPECIAL TEMPORARY CERTIFICATE Special Temporary Cert / Ed. Specialist | 1 | Mild/Moderate Disabilities | 1 |
| | | 22 | 5.51% | EMERGENCY PERMITS Education Specialist Instruction Permit | 2 | Mild/Moderate Disabilities | 2 |
| | | | | Multiple Subject Teaching Permit | 19 | General Subjects | 11 |
| | | | | Single Subject Teaching Permit | 1 | General Subjects (Examination) | 8 |
| | | | | | | Physical Education | 1 |
| | GREENFIELD UNION SCHOOL DISTRICT Total | 375 | 93.98% | Fully Credentialed Teachers | | | |
| KERN | KERN COUNTY OFFICE OF EDUCATION | 8 | 3.64% | UNIVERSITY INTERNSHIP CREDENTIALS Education Specialist Instruction Credential | 2 | Mild/Moderate Disabilities | 1 |
| | | | | | | Moderate/Severe Disabilities | 4 |
| | | | | | | Moderate/Severe Disabilities | 2 |
| | | | | Education Specialist Instruction Credential | 5 | Mild/Moderate Disabilities | 1 |
| | | | | | | Moderate/Severe Disabilities | 4 |
| | | | | Single Subject Teaching Credential | 1 | Moderate/Severe Disabilities | 2 |
| | | | | | | Social Science | 1 |
| | | 1 | 0.45% | SPECIAL TEMPORARY CERTIFICATE Special Temporary Cert / Ed. Specialist | 1 | | |
| | | 2 | 0.91% | PRE-INTERNSHIP CERTIFICATES Pre-Intern Certificate / Ed. Specialist | 2 | Moderate/Severe Disabilities | 1 |
| | | 67 | 30.45% | EMERGENCY PERMITS Education Specialist Instruction Permit | 45 | Moderate/Severe Disabilities | 2 |
| | | | | | | Deaf and Hard-of-Hearing | 1 |
| | | | | | | Early Childhood Special Education | 14 |
| | | | | | | Mild/Moderate Disabilities | 14 |
| | | | | | | Moderate/Severe Disabilities | 19 |
| | | | | Multiple Subject Teaching Permit | 7 | General Subjects | 10 |
| | | | | | | General Subjects | 3 |
| | | | | | | General Subjects (Examination) | 4 |
| | | | | Multiple Subject Teaching Permit | 10 | General Subjects | 10 |
| | | | | | | General Subjects | 3 |
| | | | | | | General Subjects (Examination) | 4 |
| | | | | Single Subject Teaching Permit | 1 | English | 2 |
| | | | | | | Mathematics | 1 |
| | | | | | | Mathematics (Examination) | 1 |
| | | | | | | Science: Biological Sciences | 2 |
| | | | | Single Subject Teaching Permit | 4 | English | 2 |
| | | | | | | Mathematics | 1 |
| | | | | | | Mathematics (Examination) | 1 |
| | | | | | | Science: Biological Sciences | 2 |
| | | 12 | 5.45% | CREDENTIAL WAIVERS Education Specialist Instruction Credential | 12 | | |
| | | | | | | Deaf and Hard-of-Hearing | 1 |
| | | | | | | Early Childhood Special Education | 3 |
| | | | | | | Mild/Moderate Disabilities | 4 |

| County Name | Agency Name | Agency Total | % Agency | Credential Title | Cred Total | Subject | Subj Total |
|-------------|--|--------------|----------|---|------------|---------------------------------|------------|
| | | | | | | Moderate/Severe Disabilities | 5 |
| | | 130 | 59.09% | Fully Credentialed Teachers | | | |
| | KERN COUNTY OFFICE OF EDUCATION Total | 220 | | | | | |
| KERN | KERN UNION HIGH SCHOOL DISTRICT | 42 | 2.82% | UNIVERSITY INTERNSHIP CREDENTIALS | | | |
| | | | | Education Specialist Instruction Credential | 11 | | |
| | | | | | | Mild/Moderate Disabilities | 8 |
| | | | | | | Moderate/Severe Disabilities | 3 |
| | | | | Single Subject Teaching Credential | 31 | | |
| | | | | | | Art | 1 |
| | | | | | | Business (Examination) | 1 |
| | | | | | | English | 6 |
| | | | | | | English (Examination) | 6 |
| | | | | | | Foreign Language: French | 1 |
| | | | | | | Foreign Language: Spanish | 1 |
| | | | | | | Foundational-Level Math (Exam) | 3 |
| | | | | | | Health Science (Examination) | 1 |
| | | | | | | Industrial and Tech Educ (Exam) | 1 |
| | | | | | | Mathematics | 3 |
| | | | | | | Mathematics (Examination) | 2 |
| | | | | | | Science: Biological Sciences | 1 |
| | | | | | | Science: Biological Sci (Exam) | 2 |
| | | | | | | Social Science | 1 |
| | | | | | | Social Science (Examination) | 1 |
| | | 9 | 0.60% | SPECIAL TEMPORARY CERTIFICATE | | | |
| | | | | Special Temporary Cert / Ed. Specialist | 4 | | |
| | | | | | | Mild/Moderate Disabilities | 4 |
| | | | | Special Temporary Cert / Single Subject | 5 | | |
| | | | | | | English (Examination) | 3 |
| | | | | | | Foreign Language: Spanish | 1 |
| | | | | | | Foundational-Level Math (Exam) | 1 |
| | | 75 | 5.04% | EMERGENCY PERMITS | | | |
| | | | | Education Specialist Instruction Permit | 14 | | |
| | | | | | | Mild/Moderate Disabilities | 9 |
| | | | | | | Moderate/Severe Disabilities | 5 |
| | | | | Single Subject Teaching Permit | 61 | | |
| | | | | | | Art | 2 |
| | | | | | | Business | 2 |
| | | | | | | Business (Examination) | 2 |
| | | | | | | English | 13 |
| | | | | | | English (Examination) | 3 |
| | | | | | | Foreign Language: French | 1 |
| | | | | | | Foreign Language: Spanish | 3 |
| | | | | | | Mathematics | 17 |
| | | | | | | Mathematics (Examination) | 1 |
| | | | | | | Music | 1 |
| | | | | | | Physical Education | 3 |
| | | | | | | Science: Biological Sciences | 5 |
| | | | | | | Science: Physics | 1 |
| | | | | | | Science: Physics (Examination) | 1 |
| | | | | | | Social Science | 6 |
| | | 1 | 0.07% | CREDENTIAL WAIVERS | | | |
| | | | | Education Specialist Instruction Credential | 1 | | |
| | | | | | | Moderate/Severe Disabilities | 1 |
| | | 1362 | 91.47% | Fully Credentialed Teachers | | | |
| | KERN UNION HIGH SCHOOL DISTRICT Total | 1489 | | | | | |
| KERN | KERNVILLE UNION ELEMENTARY SCHOOL DISTRICT | 1 | 2.00% | UNIVERSITY INTERNSHIP CREDENTIALS | | | |
| | | | | Single Subject Teaching Credential | 1 | | |
| | | | | | | Physical Education | 1 |
| | | 2 | 4.00% | EMERGENCY PERMITS | | | |
| | | | | Education Specialist Instruction Permit | 1 | | |
| | | | | | | Mild/Moderate Disabilities | 1 |
| | | | | Single Subject Teaching Permit | 1 | | |
| | | | | | | Physical Education | 1 |
| | | 47 | 94.00% | Fully Credentialed Teachers | | | |

| County Name | Agency Name | Agency Total | % Agency | Credential Title | Cred Total | Subject | Subj Total |
|-------------|---|--------------|----------|--|------------|--------------------------------|------------|
| | KERVILLE UNION ELEMENTARY SCHOOL DISTRICT Total | 50 | | | | | |
| KERN | LAKESIDE UNION ELEMENTARY SCHOOL DISTRICT | 1 | 1.49% | UNIVERSITY INTERNSHIP CREDENTIALS Education Specialist Instruction Credential | 1 | | |
| | | 6 | 8.96% | EMERGENCY PERMITS Multiple Subject Teaching Permit | 2 | Mild/Moderate Disabilities | 1 |
| | | | | | | General Subjects | 1 |
| | | | | Single Subject Teaching Permit | 4 | General Subjects (Examination) | 1 |
| | | | | | | Art | 1 |
| | | | | | | English | 1 |
| | | | | | | Industrial and Technology Educ | 1 |
| | | | | | | Physical Education | 1 |
| | | 1 | 1.49% | CREDENTIAL WAIVERS Single Subject Teaching Credential | 1 | | |
| | | | | | | Mathematics | 1 |
| | | | | | | Science: Geosciences | 1 |
| | | 59 | 88.06% | Fully Credentialed Teachers | | | |
| | LAKESIDE UNION ELEMENTARY SCHOOL DISTRICT Total | 67 | | | | | |
| KERN | LAMONT ELEMENTARY SCHOOL DISTRICT | 3 | 2.24% | UNIVERSITY INTERNSHIP CREDENTIALS Education Specialist Instruction Credential | 1 | | |
| | | | | | | Mild/Moderate Disabilities | 1 |
| | | | | | | General Subjects | 1 |
| | | | | | | General Subjects (Examination) | 1 |
| | | 4 | 2.99% | EMERGENCY PERMITS Education Specialist Instruction Permit | 1 | | |
| | | | | | | Mild/Moderate Disabilities | 1 |
| | | | | | | General Subjects | 2 |
| | | | | | | General Subjects (Examination) | 1 |
| | | 127 | 94.78% | Fully Credentialed Teachers | | | |
| | LAMONT ELEMENTARY SCHOOL DISTRICT Total | 134 | | | | | |
| KERN | LINNS VALLEY-POSO FLAT UNION ELEM SCH DIST | 1 | 50.00% | CREDENTIAL WAIVERS Multiple Subject Teaching Credential | 1 | | |
| | | | | | | General Subjects | 1 |
| | | 1 | 50.00% | Fully Credentialed Teachers | | | |
| | LINNS VALLEY-POSO FLAT UNION ELEM SCH DIST Total | 2 | | | | | |
| KERN | LOST HILLS UNION ELEMENTARY SCHOOL DISTRICT | 7 | 21.88% | EMERGENCY PERMITS Multiple Subject Teaching Permit | 4 | | |
| | | | | | | General Subjects | 3 |
| | | | | | | General Subjects (Examination) | 1 |
| | | | | | | Physical Education | 1 |
| | | | | | | Science: Biological Sciences | 1 |
| | | | | | | Social Science | 1 |
| | | 25 | 78.13% | Fully Credentialed Teachers | | | |
| | LOST HILLS UNION ELEMENTARY SCHOOL DISTRICT Total | 32 | | | | | |
| KERN | MAPLE ELEMENTARY | 1 | 10.00% | EMERGENCY PERMITS Multiple Subject Teaching Permit | 1 | | |
| | | | | | | General Subjects (Examination) | 1 |
| | | 9 | 90.00% | Fully Credentialed Teachers | | | |
| | MAPLE ELEMENTARY Total | 10 | | | | | |
| KERN | MARICOPA UNIFIED SCHOOL DISTRICT | 3 | 6.12% | UNIVERSITY INTERNSHIP CREDENTIALS Education Specialist Instruction Credential | 1 | | |
| | | | | | | Mild/Moderate Disabilities | 1 |
| | | | | | | General Subjects (Examination) | 1 |
| | | | | | | Science: Biological Sciences | 1 |
| | | 2 | 4.08% | EMERGENCY PERMITS Education Specialist Instruction Permit | 1 | | |
| | | | | | | Mild/Moderate Disabilities | 1 |
| | | | | | | Single Subject Teaching Permit | |

| County Name | Agency Name | Agency Total | % Agency | Credential Title | Cred Total | Subject | Subj Total |
|-------------|---|--------------|----------|---|------------|-----------------------------------|------------|
| | | | | | | Foreign Language: Spanish | 1 |
| | | 44 | 89.80% | Fully Credentialed Teachers | | | |
| | MARICOPA UNIFIED SCHOOL DISTRICT Total | 49 | | | | | |
| KERN | MCFARLAND UNIFIED | 5 | 3.27% | UNIVERSITY INTERNSHIP CREDENTIALS | | | |
| | | | | Multiple Subject Teaching Credential | 2 | | |
| | | | | Single Subject Teaching Credential | 3 | General Subjects (Examination) | 2 |
| | | | | | | English (Examination) | 2 |
| | | 4 | 2.61% | SPECIAL TEMPORARY CERTIFICATE | | Health Science (Examination) | 1 |
| | | | | Special Temporary Cert / Multiple Subject | 4 | | |
| | | | | | | General Subjects | 2 |
| | | | | | | General Subjects (Examination) | 2 |
| | | 5 | 3.27% | EMERGENCY PERMITS | | | |
| | | | | Education Specialist Instruction Permit | 2 | | |
| | | | | | | Early Childhood Special Education | 1 |
| | | | | | | Moderate/Severe Disabilities | 1 |
| | | | | Multiple Subject Teaching Permit | 2 | | |
| | | | | | | General Subjects | 1 |
| | | | | | | General Subjects (Examination) | 1 |
| | | | | Single Subject Teaching Permit | 1 | | |
| | | | | | | English | 1 |
| | | 139 | 90.85% | Fully Credentialed Teachers | | | |
| | MCFARLAND UNIFIED Total | 153 | | | | | |
| KERN | MOJAVE UNIFIED SCHOOL DISTRICT | 7 | 5.74% | UNIVERSITY INTERNSHIP CREDENTIALS | | | |
| | | | | Education Specialist Instruction Credential | 2 | | |
| | | | | | | Mild/Moderate Disabilities | 2 |
| | | | | Multiple Subject Teaching Credential | 5 | | |
| | | | | | | General Subjects | 1 |
| | | | | | | General Subjects (Examination) | 4 |
| | | 5 | 4.10% | EMERGENCY PERMITS | | | |
| | | | | Education Specialist Instruction Permit | 1 | | |
| | | | | | | Early Childhood Special Education | 1 |
| | | | | Multiple Subject Teaching Permit | 3 | | |
| | | | | | | General Subjects | 3 |
| | | | | Single Subject Teaching Permit | 1 | | |
| | | | | | | Science: Biological Sciences | 1 |
| | | 110 | 90.16% | Fully Credentialed Teachers | | | |
| | MOJAVE UNIFIED SCHOOL DISTRICT Total | 122 | | | | | |
| KERN | MUROC JOINT UNIFIED SCHOOL DISTRICT | 2 | 1.69% | EMERGENCY PERMITS | | | |
| | | | | Single Subject Teaching Permit | 2 | | |
| | | | | | | Business | 1 |
| | | | | | | Science: Chemistry | 1 |
| | | 116 | 98.31% | Fully Credentialed Teachers | | | |
| | MUROC JOINT UNIFIED SCHOOL DISTRICT Total | 118 | | | | | |
| KERN | NORRIS ELEMENTARY SCHOOL DISTRICT | 2 | 1.65% | UNIVERSITY INTERNSHIP CREDENTIALS | | | |
| | | | | Multiple Subject Teaching Credential | 1 | | |
| | | | | | | General Subjects | 1 |
| | | | | Single Subject Teaching Credential | 1 | | |
| | | | | | | English (Examination) | 1 |
| | | 5 | 4.13% | EMERGENCY PERMITS | | | |
| | | | | Education Specialist Instruction Permit | 1 | | |
| | | | | | | Mild/Moderate Disabilities | 1 |
| | | | | | | Moderate/Severe Disabilities | 1 |
| | | | | Multiple Subject Teaching Permit | 4 | | |
| | | | | | | General Subjects | 4 |
| | | 114 | 94.21% | Fully Credentialed Teachers | | | |
| | NORRIS ELEMENTARY SCHOOL DISTRICT Total | 121 | | | | | |
| KERN | PANAMA-BUENA VISTA UNION SCHOOL DISTRICT | 9 | 1.25% | UNIVERSITY INTERNSHIP CREDENTIALS | | | |
| | | | | Education Specialist Instruction Credential | 5 | | |
| | | | | | | Mild/Moderate Disabilities | 2 |
| | | | | | | Moderate/Severe Disabilities | 3 |
| | | | | Multiple Subject Teaching Credential | 1 | | |
| | | | | | | General Subjects (Examination) | 1 |

| County Name | Agency Name | Agency Total | % Agency | Credential Title | Cred Total | Subject | Subj Total |
|-------------|--|--------------|----------|--|------------|--------------------------------|------------|
| | | | | Single Subject Teaching Credential | 3 | | |
| | | | | | | Foundational-Level Math (Exam) | 1 |
| | | | | | | Music | 2 |
| | | 1 | 0.14% | SPECIAL TEMPORARY CERTIFICATE Special Temporary Cert / Ed. Specialist | 1 | | |
| | | | | | | Mild/Moderate Disabilities | 1 |
| | | 6 | 0.83% | EMERGENCY PERMITS Education Specialist Instruction Permit | 2 | | |
| | | | | | | Mild/Moderate Disabilities | 2 |
| | | | | Multiple Subject Teaching Permit | 2 | | |
| | | | | | | General Subjects | 1 |
| | | | | | | General Subjects (Examination) | 1 |
| | | | | Single Subject Teaching Permit | 2 | | |
| | | | | | | English | 1 |
| | | | | | | Mathematics | 1 |
| | | 1 | 0.14% | CREDENTIAL WAIVERS Education Specialist Instruction Credential | 1 | | |
| | | | | | | Mild/Moderate Disabilities | 1 |
| | | 703 | 97.64% | Fully Credentialed Teachers | | | |
| | PANAMA-BUENA VISTA UNION SCHOOL DISTRICT Total | 720 | | | | | |
| KERN | RICHLAND SCHOOL DISTRICT | 3 | 1.92% | UNIVERSITY INTERNSHIP CREDENTIALS Education Specialist Instruction Credential | 2 | | |
| | | | | | | Mild/Moderate Disabilities | 2 |
| | | | | Single Subject Teaching Credential | 1 | | |
| | | | | | | English (Examination) | 1 |
| | | 1 | 0.64% | EMERGENCY PERMITS Multiple Subject Teaching Permit | 1 | | |
| | | | | | | General Subjects | 1 |
| | | 152 | 97.44% | Fully Credentialed Teachers | | | |
| | RICHLAND SCHOOL DISTRICT Total | 156 | | | | | |
| KERN | RIO BRAVO-GREELEY UNION ELEM SCHOOL DIST | 1 | 2.44% | EMERGENCY PERMITS Single Subject Teaching Permit | 1 | | |
| | | | | | | Mathematics | 1 |
| | | 40 | 97.56% | Fully Credentialed Teachers | | | |
| | RIO BRAVO-GREELEY UNION ELEM SCHOOL DIST Total | 41 | | | | | |
| KERN | ROSEDALE UNION ELEMENTARY | 8 | 3.81% | EMERGENCY PERMITS Education Specialist Instruction Permit | 1 | | |
| | | | | | | Mild/Moderate Disabilities | 1 |
| | | | | Multiple Subject Teaching Permit | 4 | | |
| | | | | | | General Subjects (Examination) | 4 |
| | | | | Single Subject Teaching Permit | 3 | | |
| | | | | | | Mathematics | 2 |
| | | | | | | Physical Education | 1 |
| | | 202 | 96.19% | Fully Credentialed Teachers | | | |
| | ROSEDALE UNION ELEMENTARY Total | 210 | | | | | |
| KERN | SIERRA SANDS UNIFIED | 3 | 1.14% | UNIVERSITY INTERNSHIP CREDENTIALS Education Specialist Instruction Credential | 1 | | |
| | | | | | | Moderate/Severe Disabilities | 1 |
| | | | | Multiple Subject Teaching Credential | 2 | | |
| | | | | | | General Subjects (Examination) | 2 |
| | | 9 | 3.41% | EMERGENCY PERMITS Education Specialist Instruction Permit | 6 | | |
| | | | | | | Mild/Moderate Disabilities | 4 |
| | | | | | | Moderate/Severe Disabilities | 2 |
| | | | | Multiple Subject Teaching Permit | 1 | | |
| | | | | | | General Subjects | 1 |
| | | | | Single Subject Teaching Permit | 2 | | |
| | | | | | | Art | 1 |
| | | | | | | English | 1 |
| | | | | | | Mathematics | 1 |
| | | 1 | 0.38% | CREDENTIAL WAIVERS Education Specialist Instruction Credential | 1 | | |
| | | | | | | Mild/Moderate Disabilities | 1 |
| | | 251 | 95.08% | Fully Credentialed Teachers | | | |

| County Name | Agency Name | Agency Total | % Agency | Credential Title | Cred Total | Subject | Subj Total |
|-------------|--|--------------|----------|---|------------|-------------------------------------|------------|
| | SIERRA SANDS UNIFIED Total | 264 | | | | | |
| KERN | SOUTHERN KERN UNIFIED | 7 | 4.70% | UNIVERSITY INTERNSHIP CREDENTIALS | | | |
| | | | | Education Specialist Instruction Credential | 3 | | |
| | | | | | | Mild/Moderate Disabilities | 2 |
| | | | | | | Moderate/Severe Disabilities | 1 |
| | | | | Multiple Subject Teaching Credential | 2 | | |
| | | | | | | General Subjects (Examination) | 2 |
| | | | | Single Subject Teaching Credential | 2 | | |
| | | | | | | Foreign Language: Spanish | 1 |
| | | | | | | Foundational-Level Math (Exam) | 1 |
| | | 5 | 3.36% | EMERGENCY PERMITS | | | |
| | | | | Education Specialist Instruction Permit | 1 | | |
| | | | | | | Mild/Moderate Disabilities | 1 |
| | | | | Multiple Subject Teaching Permit | 1 | | |
| | | | | | | General Subjects (Examination) | 1 |
| | | | | Single Subject Teaching Permit | 3 | | |
| | | | | | | Mathematics | 2 |
| | | | | | | Physical Education | 1 |
| | | | | | | Social Science | 1 |
| | | 1 | 0.67% | CREDENTIAL WAIVERS | | | |
| | | | | Education Specialist Instruction Credential | 1 | | |
| | | | | | | Moderate/Severe Disabilities | 1 |
| | | 136 | 91.28% | Fully Credentialed Teachers | | | |
| | SOUTHERN KERN UNIFIED Total | 149 | | | | | |
| KERN | STANDARD ELEMENTARY | 3 | 2.31% | UNIVERSITY INTERNSHIP CREDENTIALS | | | |
| | | | | Education Specialist Instruction Credential | 1 | | |
| | | | | | | Mild/Moderate Disabilities | 1 |
| | | | | Multiple Subject Teaching Credential | 2 | | |
| | | | | | | General Subjects (Examination) | 2 |
| | | 127 | 97.69% | Fully Credentialed Teachers | | | |
| | STANDARD ELEMENTARY Total | 130 | | | | | |
| KERN | TAFT CITY ELEMENTARY SCHOOL DISTRICT | 6 | 5.22% | UNIVERSITY INTERNSHIP CREDENTIALS | | | |
| | | | | Education Specialist Instruction Credential | 1 | | |
| | | | | | | Mild/Moderate Disabilities | 1 |
| | | | | Multiple Subject Teaching Credential | 4 | | |
| | | | | | | General Subjects | 3 |
| | | | | | | General Subjects (Examination) | 1 |
| | | | | Single Subject Teaching Credential | 1 | | |
| | | | | | | English (Examination) | 1 |
| | | 1 | 0.87% | SPECIAL TEMPORARY CERTIFICATE | | | |
| | | | | Special Temporary Cert / Ed. Specialist | 1 | | |
| | | | | | | Mild/Moderate Disabilities | 1 |
| | | 2 | 1.74% | PRE-INTERNSHIP CERTIFICATES | | | |
| | | | | Pre-Intern Certificate / Multiple Subject | 2 | | |
| | | | | | | General Subjects | 2 |
| | | 4 | 3.48% | EMERGENCY PERMITS | | | |
| | | | | Education Specialist Instruction Permit | 2 | | |
| | | | | | | Mild/Moderate Disabilities | 2 |
| | | | | Multiple Subject Teaching Permit | 1 | | |
| | | | | | | General Subjects | 1 |
| | | | | Single Subject Teaching Permit | 1 | | |
| | | | | | | Science: Biological Sciences | 1 |
| | TAFT CITY ELEMENTARY SCHOOL DISTRICT Total | 102 | 88.70% | Fully Credentialed Teachers | | | |
| | TAFT CITY ELEMENTARY SCHOOL DISTRICT Total | 115 | | | | | |
| KERN | TAFT UNION HIGH SCHOOL DISTRICT | 1 | 1.47% | UNIVERSITY INTERNSHIP CREDENTIALS | | | |
| | | | | Single Subject Teaching Credential | 1 | | |
| | | | | | | Social Science (Examination) | 1 |
| | | 3 | 4.41% | SPECIAL TEMPORARY CERTIFICATE | | | |
| | | | | Special Temporary Cert / Multiple Subject | 1 | | |
| | | | | | | General Subjects (Examination) | 1 |
| | | | | Special Temporary Cert / Single Subject | 2 | | |
| | | | | | | Foundational-Level Math (Exam) | 1 |
| | | | | | | Physics (Specialized) (Examination) | 1 |
| | | | | | | Science: Physics (Examination) | 1 |

| County Name | Agency Name | Agency Total | % Agency | Credential Title | Cred Total | Subject | Subj Total |
|-------------|--|--------------|----------|---|------------|--------------------------------|------------|
| | | 5 | 7.35% | EMERGENCY PERMITS | | | |
| | | | | Education Specialist Instruction Permit | 1 | | |
| | | | | Single Subject Teaching Permit | 4 | Mild/Moderate Disabilities | 1 |
| | | | | | | English | 1 |
| | | | | | | Mathematics | 2 |
| | | | | | | Science: Chemistry | 1 |
| | | | | | | Science: Physics | 1 |
| | | 59 | 86.76% | Fully Credentialed Teachers | | | |
| | TAFT UNION HIGH SCHOOL DISTRICT Total | 68 | | | | | |
| KERN | TEHACHAPI UNIFIED SCHOOL DISTRICT | 1 | 0.50% | UNIVERSITY INTERNSHIP CREDENTIALS | | | |
| | | | | Single Subject Teaching Credential | 1 | | |
| | | | | | | Mathematics | 1 |
| | | 1 | 0.50% | SPECIAL TEMPORARY CERTIFICATE | | | |
| | | | | Special Temporary Cert / Ed. Specialist | 1 | | |
| | | | | | | Moderate/Severe Disabilities | 1 |
| | | 1 | 0.50% | EMERGENCY PERMITS | | | |
| | | | | Single Subject Teaching Permit | 1 | | |
| | | | | | | Social Science | 1 |
| | | 196 | 98.49% | Fully Credentialed Teachers | | | |
| | TEHACHAPI UNIFIED SCHOOL DISTRICT Total | 199 | | | | | |
| KERN | VINELAND SCHOOL DISTRICT | 2 | 4.35% | UNIVERSITY INTERNSHIP CREDENTIALS | | | |
| | | | | Education Specialist Instruction Credential | 1 | | |
| | | | | | | Mild/Moderate Disabilities | 1 |
| | | | | Multiple Subject Teaching Credential | 1 | | |
| | | | | | | General Subjects (Examination) | 1 |
| | | 1 | 2.17% | EMERGENCY PERMITS | | | |
| | | | | Multiple Subject Teaching Permit | 1 | | |
| | | | | | | General Subjects | 1 |
| | | 43 | 93.48% | Fully Credentialed Teachers | | | |
| | VINELAND SCHOOL DISTRICT Total | 46 | | | | | |
| KERN | WASCO UNION ELEMENTARY SCHOOL DISTRICT | 2 | 1.34% | UNIVERSITY INTERNSHIP CREDENTIALS | | | |
| | | | | Education Specialist Instruction Credential | 1 | | |
| | | | | | | Mild/Moderate Disabilities | 1 |
| | | | | Single Subject Teaching Credential | 1 | | |
| | | | | | | English (Examination) | 1 |
| | | 1 | 0.67% | SPECIAL TEMPORARY CERTIFICATE | | | |
| | | | | Special Temporary Cert / Multiple Subject | 1 | | |
| | | | | | | General Subjects (Examination) | 1 |
| | | 7 | 4.70% | EMERGENCY PERMITS | | | |
| | | | | Education Specialist Instruction Permit | 2 | | |
| | | | | | | Mild/Moderate Disabilities | 2 |
| | | | | Multiple Subject Teaching Permit | 5 | | |
| | | | | | | General Subjects | 5 |
| | | 1 | 0.67% | CREDENTIAL WAIVERS | | | |
| | | | | Education Specialist Instruction Credential | 1 | | |
| | | | | | | Mild/Moderate Disabilities | 1 |
| | | 138 | 92.62% | Fully Credentialed Teachers | | | |
| | WASCO UNION ELEMENTARY SCHOOL DISTRICT Total | 149 | | | | | |
| KERN | WASCO UNION HIGH SCHOOL DISTRICT | 1 | 1.37% | UNIVERSITY INTERNSHIP CREDENTIALS | | | |
| | | | | Single Subject Teaching Credential | 1 | | |
| | | | | | | Mathematics | 1 |
| | | 1 | 1.37% | PRE-INTERNSHIP CERTIFICATES | | | |
| | | | | Pre-Intern Certificate / Single Subject | 1 | | |
| | | | | | | Foundational-Level Mathematics | 1 |
| | | 3 | 4.11% | EMERGENCY PERMITS | | | |
| | | | | Single Subject Teaching Permit | 3 | | |
| | | | | | | Business | 1 |
| | | | | | | Mathematics | 2 |
| | | 68 | 93.15% | Fully Credentialed Teachers | | | |
| | WASCO UNION HIGH SCHOOL DISTRICT Total | 73 | | | | | |
| KINGS | ARMONA UNION ELEMENTARY SCHOOL DISTRICT | 1 | 1.92% | EMERGENCY PERMITS | | | |
| | | | | Multiple Subject Teaching Permit | 1 | | |
| | | | | | | General Subjects | 1 |

| County Name | Agency Name | Agency Total | % Agency | Credential Title | Cred Total | Subject | Subj Total |
|-------------|---|--------------|----------|--|------------|--------------------------------|------------|
| | | 51 | 98.08% | Fully Credentialed Teachers | | | |
| | ARMONA UNION ELEMENTARY SCHOOL DISTRICT Total | 52 | | | | | |
| KINGS | CENTRAL UNION ELEMENTARY | 1 | 0.88% | EMERGENCY PERMITS Multiple Subject Teaching Permit | 1 | General Subjects (Examination) | 1 |
| | | 112 | 99.12% | Fully Credentialed Teachers | | | |
| | CENTRAL UNION ELEMENTARY Total | 113 | | | | | |
| KINGS | CORCORAN JOINT UNIFIED SCHOOL DISTRICT | 1 | 0.63% | UNIVERSITY INTERNSHIP CREDENTIALS Education Specialist Instruction Credential | 1 | Mild/Moderate Disabilities | 1 |
| | | 3 | 1.89% | DISTRICT INTERNSHIP CERTIFICATES District Intern Credential / Ed. Specialist | 1 | Mild/Moderate Disabilities | 1 |
| | | | | District Intern Credential / Single Subject | 2 | English | 1 |
| | | | | | | Foundational-Level Math (Exam) | 1 |
| | | 3 | 1.89% | SPECIAL TEMPORARY CERTIFICATE Special Temporary Cert / Multiple Subject | 3 | General Subjects (Examination) | 3 |
| | | 9 | 5.66% | EMERGENCY PERMITS Education Specialist Instruction Permit | 3 | Mild/Moderate Disabilities | 2 |
| | | | | | | Moderate/Severe Disabilities | 1 |
| | | | | Multiple Subject Teaching Permit | 1 | General Subjects | 1 |
| | | | | Single Subject Teaching Permit | 5 | English | 1 |
| | | | | | | Mathematics | 2 |
| | | | | | | Physical Education | 1 |
| | | | | | | Science: Biological Sciences | 1 |
| | | | | | | Social Science | 1 |
| | | 143 | 89.94% | Fully Credentialed Teachers | | | |
| | CORCORAN JOINT UNIFIED SCHOOL DISTRICT Total | 159 | | | | | |
| KINGS | HANFORD ELEMENTARY SCHOOL DISTRICT | 7 | 2.65% | UNIVERSITY INTERNSHIP CREDENTIALS Education Specialist Instruction Credential | 1 | Mild/Moderate Disabilities | 1 |
| | | | | Multiple Subject Teaching Credential | 4 | General Subjects | 3 |
| | | | | | | General Subjects (Examination) | 1 |
| | | | | Single Subject Teaching Credential | 2 | Music | 1 |
| | | | | | | Social Science | 1 |
| | | 1 | 0.38% | SPECIAL TEMPORARY CERTIFICATE Special Temporary Cert / Multiple Subject | 1 | General Subjects (Examination) | 1 |
| | | 8 | 3.03% | EMERGENCY PERMITS Multiple Subject Teaching Permit | 6 | General Subjects | 4 |
| | | | | | | General Subjects (Examination) | 2 |
| | | | | Single Subject Teaching Permit | 2 | English | 1 |
| | | | | | | Physical Education | 1 |
| | HANFORD ELEMENTARY SCHOOL DISTRICT Total | 248 | 93.94% | Fully Credentialed Teachers | | | |
| | HANFORD ELEMENTARY SCHOOL DISTRICT Total | 264 | | | | | |
| KINGS | HANFORD JOINT UNION HIGH SCHOOL DISTRICT | 7 | 4.40% | UNIVERSITY INTERNSHIP CREDENTIALS Education Specialist Instruction Credential | 2 | Mild/Moderate Disabilities | 2 |
| | | | | Single Subject Teaching Credential | 5 | Home Economics (Examination) | 1 |
| | | | | | | Physical Education | 1 |
| | | | | | | Science: Biological Sci (Exam) | 2 |
| | | | | | | Social Science (Examination) | 1 |
| | | 1 | 0.63% | DISTRICT INTERNSHIP CERTIFICATES District Intern Credential / Single Subject | 1 | | |

| County Name | Agency Name | Agency Total | % Agency | Credential Title | Cred Total | Subject | Subj Total |
|-------------|---|--------------|----------|--|------------|----------------------------------|------------|
| | | | | | | Science: Biological Sci (Exam) | 1 |
| | | | | | | Science: Chemistry (Examination) | 1 |
| | | 4 | 2.52% | SPECIAL TEMPORARY CERTIFICATE Special Temporary Cert / Single Subject | 4 | | |
| | | | | | | Foreign Language: Spanish | 1 |
| | | | | | | Foundational-Level Math (Exam) | 1 |
| | | | | | | Physical Education | 1 |
| | | 6 | 3.77% | EMERGENCY PERMITS Single Subject Teaching Permit | 6 | Social Science (Examination) | 1 |
| | | | | | | Art | 1 |
| | | | | | | Mathematics | 2 |
| | | | | | | Science: Biological Sciences | 2 |
| | | | | | | Science: Biological Sci (Exam) | 1 |
| | | 141 | 88.68% | Fully Credentialed Teachers | | | |
| | HANFORD JOINT UNION HIGH SCHOOL DISTRICT Total | 159 | | | | | |
| KINGS | KINGS COUNTY OFFICE OF EDUCATION | 1 | 2.08% | UNIVERSITY INTERNSHIP CREDENTIALS Education Specialist Instruction Credential | 1 | | |
| | | | | | | Moderate/Severe Disabilities | 1 |
| | | 10 | 20.83% | EMERGENCY PERMITS Education Specialist Instruction Permit | 9 | | |
| | | | | | | Mild/Moderate Disabilities | 1 |
| | | | | | | Moderate/Severe Disabilities | 7 |
| | | | | | | Visual Impairments | 1 |
| | | | | Single Subject Teaching Permit | 1 | | |
| | | | | | | English | 1 |
| | | 2 | 4.17% | CREDENTIAL WAIVERS Education Specialist Instruction Credential | 2 | Science: Biological Sciences | 1 |
| | | | | | | Moderate/Severe Disabilities | 2 |
| | | 35 | 72.92% | Fully Credentialed Teachers | | | |
| | KINGS COUNTY OFFICE OF EDUCATION Total | 48 | | | | | |
| | | 1 | 2.08% | UNIVERSITY INTERNSHIP CREDENTIALS Education Specialist Instruction Credential | 1 | | |
| | | | | | | Moderate/Severe Disabilities | 1 |
| | | 10 | 20.83% | EMERGENCY PERMITS Education Specialist Instruction Permit | 9 | | |
| | | | | | | Mild/Moderate Disabilities | 1 |
| | | | | | | Moderate/Severe Disabilities | 7 |
| | | | | | | Visual Impairments | 1 |
| | | | | Single Subject Teaching Permit | 1 | | |
| | | | | | | English | 1 |
| | | 2 | 4.17% | CREDENTIAL WAIVERS Education Specialist Instruction Credential | 2 | Science: Biological Sciences | 1 |
| | | | | | | Moderate/Severe Disabilities | 2 |
| | | 35 | 72.92% | Fully Credentialed Teachers | | | |
| | KINGS COUNTY OFFICE OF EDUCATION Total | 48 | | | | | |
| KINGS | KINGS RIVER-HARDWICK UNION ELEM SCHOOL DIST | 1 | 3.45% | EMERGENCY PERMITS Multiple Subject Teaching Permit | 1 | | |
| | | | | | | General Subjects | 1 |
| | | 28 | 96.55% | Fully Credentialed Teachers | | | |
| | KINGS RIVER-HARDWICK UNION ELEM SCH DIST Total | 29 | | | | | |
| KINGS | KIT CARSON UNION ELEMENTARY SCHOOL DISTRICT | 1 | 4.17% | UNIVERSITY INTERNSHIP CREDENTIALS Single Subject Teaching Credential | 1 | | |
| | | | | | | Music | 1 |
| | | 3 | 12.50% | EMERGENCY PERMITS Multiple Subject Teaching Permit | 1 | | |
| | | | | | | General Subjects | 1 |
| | | | | Single Subject Teaching Permit | 2 | | |
| | | | | | | Music | 1 |
| | | | | | | Physical Education | 1 |
| | | 20 | 83.33% | Fully Credentialed Teachers | | | |
| | KIT CARSON UNION ELEMENTARY SCHOOL DISTRICT Total | 24 | | | | | |

| County Name | Agency Name | Agency Total | % Agency | Credential Title | Cred Total | Subject | Subj Total |
|-------------|--|--------------|----------|---|------------|----------------------------------|------------|
| KINGS | LAKESIDE UNION ELEMENTARY | 1 | 4.17% | SPECIAL TEMPORARY CERTIFICATE | | | |
| | | | | Special Temporary Cert / Ed. Specialist | 1 | | |
| | | 1 | 4.17% | EMERGENCY PERMITS | | Mild/Moderate Disabilities | 1 |
| | | | | Education Specialist Instruction Permit | 1 | | |
| | | | | | | Mild/Moderate Disabilities | 1 |
| | | 22 | 91.67% | Fully Credentialed Teachers | | | |
| | LAKESIDE UNION ELEMENTARY Total | 24 | | | | | |
| KINGS | LEMOORE UNION ELEMENTARY SCHOOL DISTRICT | 10 | 6.13% | EMERGENCY PERMITS | | | |
| | | | | Education Specialist Instruction Permit | 2 | | |
| | | | | | | Mild/Moderate Disabilities | 2 |
| | | | | Multiple Subject Teaching Permit | 6 | | |
| | | | | | | General Subjects | 5 |
| | | | | | | General Subjects (Examination) | 1 |
| | | | | Single Subject Teaching Permit | 2 | | |
| | | | | | | Mathematics | 1 |
| | | | | | | Science: Biological Sciences | 1 |
| | | 153 | 93.87% | Fully Credentialed Teachers | | | |
| | LEMOORE UNION ELEMENTARY SCHOOL DISTRICT Total | 163 | | | | | |
| KINGS | LEMOORE UNION HIGH SCHOOL DISTRICT | 4 | 3.92% | UNIVERSITY INTERNSHIP CREDENTIALS | | | |
| | | | | Single Subject Teaching Credential | 4 | | |
| | | | | | | Mathematics (Examination) | 1 |
| | | | | | | Science: Biological Sci (Exam) | 1 |
| | | | | | | Science: Chemistry (Examination) | 1 |
| | | | | | | Social Science (Examination) | 1 |
| | | 1 | 0.98% | SPECIAL TEMPORARY CERTIFICATE | | | |
| | | | | Special Temporary Cert / Single Subject | 1 | | |
| | | | | | | English | 1 |
| | | 6 | 5.88% | EMERGENCY PERMITS | | | |
| | | | | Education Specialist Instruction Permit | 1 | | |
| | | | | | | Mild/Moderate Disabilities | 1 |
| | | | | Single Subject Teaching Permit | 5 | | |
| | | | | | | Business | 1 |
| | | | | | | Music | 2 |
| | | | | | | Science: Biological Sci (Exam) | 1 |
| | | | | | | Social Science | 1 |
| | | 91 | 89.22% | Fully Credentialed Teachers | | | |
| | LEMOORE UNION HIGH SCHOOL DISTRICT Total | 102 | | | | | |
| KINGS | PIONEER UNION ELEMENTARY SCHOOL DISTRICT | 1 | 1.67% | EMERGENCY PERMITS | | | |
| | | | | Single Subject Teaching Permit | 1 | | |
| | | | | | | English | 1 |
| | | | | | | Science: Biological Sciences | 1 |
| | | 59 | 98.33% | Fully Credentialed Teachers | | | |
| | PIONEER UNION ELEMENTARY SCHOOL DISTRICT Total | 60 | | | | | |
| KINGS | REEF-SUNSET UNIFIED SCHOOL DISTRICT | 2 | 1.57% | UNIVERSITY INTERNSHIP CREDENTIALS | | | |
| | | | | Multiple Subject Teaching Credential | 2 | | |
| | | | | | | General Subjects | 1 |
| | | | | | | General Subjects (Examination) | 1 |
| | | 11 | 8.66% | EMERGENCY PERMITS | | | |
| | | | | Education Specialist Instruction Permit | 1 | | |
| | | | | | | Mild/Moderate Disabilities | 1 |
| | | | | Multiple Subject Teaching Permit | 5 | | |
| | | | | | | General Subjects | 4 |
| | | | | | | General Subjects (Examination) | 1 |
| | | | | Single Subject Teaching Permit | 5 | | |
| | | | | | | Business | 1 |
| | | | | | | English | 1 |
| | | | | | | Foreign Language: Spanish | 1 |
| | | | | | | Home Economics (Examination) | 1 |
| | | | | | | Mathematics | 1 |
| | | 114 | 89.76% | Fully Credentialed Teachers | | | |
| | REEF-SUNSET UNIFIED SCHOOL DISTRICT Total | 127 | | | | | |
| LAKE | KONOCTI UNIFIED SCHOOL DISTRICT | 3 | 1.76% | UNIVERSITY INTERNSHIP CREDENTIALS | | | |
| | | | | Education Specialist Instruction Credential | 2 | | |

| County Name | Agency Name | Agency Total | % Agency | Credential Title | Cred Total | Subject | Subj Total |
|-------------|--|--------------|----------|---|------------|----------------------------------|------------|
| | | | | | | Moderate/Severe Disabilities | 2 |
| | | | | Multiple Subject Teaching Credential | 1 | | |
| | | 167 | 98.24% | Fully Credentialed Teachers | | General Subjects (Examination) | 1 |
| | KONOCTI UNIFIED SCHOOL DISTRICT Total | 170 | | | | | |
| LASSEN | LASSEN COUNTY OFFICE OF EDUCATION | 3 | 8.57% | UNIVERSITY INTERNSHIP CREDENTIALS | | | |
| | | | | Education Specialist Instruction Credential | 3 | | |
| | | | | | | Mild/Moderate Disabilities | 2 |
| | | | | | | Moderate/Severe Disabilities | 1 |
| | | 8 | 22.86% | EMERGENCY PERMITS | | | |
| | | | | Education Specialist Instruction Permit | 3 | | |
| | | | | | | Mild/Moderate Disabilities | 2 |
| | | | | | | Moderate/Severe Disabilities | 1 |
| | | | | Multiple Subject Teaching Permit | 1 | | |
| | | | | | | General Subjects | 3 |
| | | | | | | General Subjects | 1 |
| | | | | Multiple Subject Teaching Permit | 3 | | |
| | | | | | | General Subjects | 3 |
| | | | | | | General Subjects | 1 |
| | | | | Single Subject Teaching Permit | 1 | | |
| | | | | | | Health Science (Examination) | 1 |
| | | | | | | Social Science | 1 |
| | | 24 | 68.57% | Fully Credentialed Teachers | | | |
| | LASSEN COUNTY OFFICE OF EDUCATION Total | 35 | | | | | |
| LASSEN | LASSEN UNION HIGH | 2 | 4.08% | EMERGENCY PERMITS | | | |
| | | | | Multiple Subject Teaching Permit | 1 | | |
| | | | | | | General Subjects | 1 |
| | | | | Single Subject Teaching Permit | 1 | | |
| | | | | | | Science: Biological Sciences | 1 |
| | | 1 | 2.04% | CREDENTIAL WAIVERS | | | |
| | | | | Education Specialist Instruction Credential | 1 | | |
| | | | | | | Mild/Moderate Disabilities | 1 |
| | | 46 | 93.88% | Fully Credentialed Teachers | | | |
| | LASSEN UNION HIGH Total | 49 | | | | | |
| LASSEN | WESTWOOD UNIFIED SCHOOL DISTRICT | 2 | 3.70% | EMERGENCY PERMITS | | | |
| | | | | Multiple Subject Teaching Permit | 1 | | |
| | | | | | | General Subjects | 1 |
| | | | | Single Subject Teaching Permit | 1 | | |
| | | | | | | Social Science | 1 |
| | | 52 | 96.30% | Fully Credentialed Teachers | | | |
| | WESTWOOD UNIFIED SCHOOL DISTRICT Total | 54 | | | | | |
| LOS ANGELES | ABC UNIFIED SCHOOL DISTRICT | 6 | 0.61% | EMERGENCY PERMITS | | | |
| | | | | Education Specialist Instruction Permit | 2 | | |
| | | | | | | Mild/Moderate Disabilities | 2 |
| | | | | Multiple Subject Teaching Permit | 2 | | |
| | | | | | | General Subjects | 2 |
| | | | | Single Subject Teaching Permit | 2 | | |
| | | | | | | Science: Biological Sciences | 1 |
| | | | | | | Science: Chemistry | 1 |
| | | | | | | Science: Physics | 1 |
| | | 974 | 99.39% | Fully Credentialed Teachers | | | |
| | ABC UNIFIED SCHOOL DISTRICT Total | 980 | | | | | |
| LOS ANGELES | ACTON-AGUA DULCE UNIFIED SCHOOL DISTRICT | 3 | 3.49% | UNIVERSITY INTERNSHIP CREDENTIALS | | | |
| | | | | Education Specialist Instruction Credential | 3 | | |
| | | | | | | Mild/Moderate Disabilities | 3 |
| | | 2 | 2.33% | EMERGENCY PERMITS | | | |
| | | | | Single Subject Teaching Permit | 2 | | |
| | | | | | | English | 1 |
| | | | | | | Foreign Language: Spanish (Exam) | 1 |
| | | 1 | 1.16% | CREDENTIAL WAIVERS | | | |
| | | | | Education Specialist Instruction Credential | 1 | | |
| | | | | | | Mild/Moderate Disabilities | 1 |
| | | 80 | 93.02% | Fully Credentialed Teachers | | | |
| | ACTON-AGUA DULCE UNIFIED SCHOOL DIST Total | 86 | | | | | |

| County Name | Agency Name | Agency Total | % Agency | Credential Title | Cred Total | Subject | Subj Total |
|-------------|--|--------------|----------|---|------------|-------------------------------------|------------|
| LOS ANGELES | ALHAMBRA CITY HIGH | 5 | | UNIVERSITY INTERNSHIP CREDENTIALS | | | |
| | | | | Education Specialist Instruction Credential | 2 | | |
| | | | | | | Mild/Moderate Disabilities | 2 |
| | | | | Multiple Subject Teaching Credential | 1 | | |
| | | | | | | General Subjects (Examination) | 1 |
| | | | | Single Subject Teaching Credential | 2 | | |
| | | | | | | English | 1 |
| | | 2 | | SPECIAL TEMPORARY CERTIFICATE | | Social Science (Examination) | 1 |
| | | | | Special Temporary Cert / Single Subject | 2 | | |
| | | | | | | English (Examination) | 1 |
| | | | | | | Science: Biological Sciences | 1 |
| | ALHAMBRA CITY HIGH Total | 7 | | | | | |
| LOS ANGELES | ALHAMBRA SCHOOL DISTRICT | 7 | | UNIVERSITY INTERNSHIP CREDENTIALS | | | |
| | | | | Education Specialist Instruction Credential | 1 | | |
| | | | | | | Mild/Moderate Disabilities | 1 |
| | | | | Multiple Subject Teaching Credential | 4 | | |
| | | | | | | General Subjects | 1 |
| | | | | | | General Subjects (Examination) | 3 |
| | | | | Single Subject Teaching Credential | 2 | | |
| | | | | | | Art (Examination) | 1 |
| | | | | | | Science: Biological Sci (Exam) | 1 |
| | | 5 | | SPECIAL TEMPORARY CERTIFICATE | | | |
| | | | | Special Temporary Cert / Ed. Specialist | 3 | | |
| | | | | | | Deaf and Hard-of-Hearing | 1 |
| | | | | | | Mild/Moderate Disabilities | 2 |
| | | | | Special Temporary Cert / Single Subject | 2 | | |
| | | | | | | English | 1 |
| | | | | | | Music (Examination) | 1 |
| | | 5 | | EMERGENCY PERMITS | | | |
| | | | | Education Specialist Instruction Permit | 1 | | |
| | | | | | | Deaf and Hard-of-Hearing | 1 |
| | | | | Multiple Subject Teaching Permit | 1 | | |
| | | | | | | General Subjects | 1 |
| | | | | Single Subject Teaching Permit | 3 | | |
| | | | | | | English | 1 |
| | | | | | | Mathematics | 1 |
| | | | | | | Science: Chemistry | 1 |
| | ALHAMBRA SCHOOL DISTRICT Total | 17 | | | | | |
| LOS ANGELES | ANTELOPE VALLEY UNION HIGH SCHOOL DISTRICT | 73 | 7.80% | UNIVERSITY INTERNSHIP CREDENTIALS | | | |
| | | | | Education Specialist Instruction Credential | 30 | | |
| | | | | | | Mild/Moderate Disabilities | 24 |
| | | | | | | Moderate/Severe Disabilities | 6 |
| | | | | Multiple Subject Teaching Credential | 1 | | |
| | | | | | | General Subjects (Examination) | 1 |
| | | | | Single Subject Teaching Credential | 42 | | |
| | | | | | | Art (Examination) | 1 |
| | | | | | | Biological Sci (Specialized) (Exam) | 1 |
| | | | | | | Business (Examination) | 1 |
| | | | | | | English | 4 |
| | | | | | | English (Examination) | 5 |
| | | | | | | Foreign Language: Spanish | 1 |
| | | | | | | Foreign Language: Spanish (Exam) | 2 |
| | | | | | | Foundational-Level Math (Exam) | 6 |
| | | | | | | Health Science | 1 |
| | | | | | | Health Science (Examination) | 3 |
| | | | | | | Mathematics | 2 |
| | | | | | | Mathematics (Examination) | 3 |
| | | | | | | Music (Examination) | 1 |
| | | | | | | Physical Education | 1 |
| | | | | | | Science: Biological Sci (Exam) | 5 |
| | | | | | | Science: Chemistry (Examination) | 1 |
| | | | | | | Science: Geosciences (Examination) | 2 |
| | | | | | | Social Science (Examination) | 4 |

| County Name | Agency Name | Agency Total | % Agency | Credential Title | Cred Total | Subject | Subj Total |
|-------------|--|--------------|----------|---|------------|-------------------------------------|------------|
| | | 8 | 0.85% | SPECIAL TEMPORARY CERTIFICATE | | | |
| | | | | Special Temporary Cert / Ed. Specialist | 1 | | |
| | | | | Special Temporary Cert / Single Subject | 7 | Mild/Moderate Disabilities | 1 |
| | | | | | | Art (Examination) | 1 |
| | | | | | | English (Examination) | 1 |
| | | | | | | Mathematics | 1 |
| | | | | | | Mathematics (Examination) | 2 |
| | | | | | | Physical Education | 1 |
| | | | | | | Science: Biological Sci (Exam) | 1 |
| | | 42 | 4.49% | EMERGENCY PERMITS | | | |
| | | | | Education Specialist Instruction Permit | 9 | | |
| | | | | | | Mild/Moderate Disabilities | 7 |
| | | | | | | Moderate/Severe Disabilities | 2 |
| | | | | Single Subject Teaching Permit | 33 | | |
| | | | | | | Agriculture | 1 |
| | | | | | | Art | 2 |
| | | | | | | Business | 1 |
| | | | | | | English | 7 |
| | | | | | | English (Examination) | 2 |
| | | | | | | Foreign Language: Spanish | 2 |
| | | | | | | Foreign Language: Spanish (Exam) | 1 |
| | | | | | | Health Science | 1 |
| | | | | | | Health Science (Examination) | 1 |
| | | | | | | Mathematics | 5 |
| | | | | | | Music | 1 |
| | | | | | | Physical Education | 5 |
| | | | | | | Physical Education (Examination) | 1 |
| | | | | | | Science: Chemistry | 1 |
| | | | | | | Science: Geosciences | 1 |
| | | | | | | Science: Physics | 1 |
| | | | | | | Social Science | 3 |
| | | 14 | 1.50% | CREDENTIAL WAIVERS | | | |
| | | | | Education Specialist Instruction Credential | 11 | | |
| | | | | | | Mild/Moderate Disabilities | 8 |
| | | | | | | Moderate/Severe Disabilities | 3 |
| | | | | Single Subject Teaching Credential | 3 | | |
| | | | | | | Science: Biological Sciences | 2 |
| | | | | | | Science: Geosciences | 1 |
| | | 799 | 85.36% | Fully Credentialed Teachers | | | |
| | ANTELOPE VALLEY UNION HIGH SCHOOL DIST Total | 936 | | | | | |
| LOS ANGELES | ARCADIA UNIFIED | 6 | 1.39% | UNIVERSITY INTERNSHIP CREDENTIALS | | | |
| | | | | Education Specialist Instruction Credential | 1 | | |
| | | | | | | Mild/Moderate Disabilities | 1 |
| | | | | Multiple Subject Teaching Credential | 1 | | |
| | | | | | | General Subjects (Examination) | 1 |
| | | | | Single Subject Teaching Credential | 4 | | |
| | | | | | | Biological Sci (Specialized) (Exam) | 1 |
| | | | | | | English (Examination) | 1 |
| | | | | | | Mathematics | 1 |
| | | | | | | Science: Biological Sci (Exam) | 1 |
| | | | | | | Science: Physics (Examination) | 1 |
| | | 2 | 0.46% | SPECIAL TEMPORARY CERTIFICATE | | | |
| | | | | Special Temporary Cert / Single Subject | 2 | | |
| | | | | | | Health Science (Examination) | 1 |
| | | | | | | Physical Education (Examination) | 1 |
| | | | | | | Science: Biological Sci (Exam) | 1 |
| | | 17 | 3.93% | EMERGENCY PERMITS | | | |
| | | | | Education Specialist Instruction Permit | 1 | | |
| | | | | | | Mild/Moderate Disabilities | 1 |
| | | | | Multiple Subject Teaching Permit | 3 | | |
| | | | | | | General Subjects | 1 |
| | | | | | | General Subjects (Examination) | 2 |
| | | | | Single Subject Teaching Permit | 13 | | |

| County Name | Agency Name | Agency Total | % Agency | Credential Title | Cred Total | Subject | Subj Total |
|-------------|--|--------------|----------|---|------------|------------------------------------|------------|
| | | | | | | English | 2 |
| | | | | | | Foreign Language: Spanish | 1 |
| | | | | | | Mathematics | 1 |
| | | | | | | Mathematics (Examination) | 1 |
| | | | | | | Music | 5 |
| | | | | | | Science: Biological Sciences | 2 |
| | | | | | | Science: Chemistry | 2 |
| | | | | | | Social Science | 1 |
| | | 408 | 94.23% | Fully Credentialed Teachers | | | |
| | ARCADIA UNIFIED Total | 433 | | | | | |
| LOS ANGELES | AZUSA UNIFIED SCHOOL DISTRICT | 30 | 5.24% | UNIVERSITY INTERNSHIP CREDENTIALS | | | |
| | | | | Education Specialist Instruction Credential | 6 | | |
| | | | | | | Mild/Moderate Disabilities | 3 |
| | | | | | | Visual Impairments | 3 |
| | | | | Multiple Subject Teaching Credential | 4 | | |
| | | | | | | General Subjects | 1 |
| | | | | | | General Subjects (Examination) | 3 |
| | | | | Single Subject Teaching Credential | 20 | | |
| | | | | | | English | 1 |
| | | | | | | English (Examination) | 4 |
| | | | | | | Foreign Language: Spanish (Exam) | 2 |
| | | | | | | Foundational-Level Math (Exam) | 2 |
| | | | | | | Health Science (Examination) | 1 |
| | | | | | | Mathematics | 3 |
| | | | | | | Physical Education | 2 |
| | | | | | | Science: Biological Sciences | 1 |
| | | | | | | Science: Biological Sci (Exam) | 2 |
| | | | | | | Science: Geosciences | 1 |
| | | | | | | Social Science (Examination) | 1 |
| | | 7 | 1.22% | EMERGENCY PERMITS | | | |
| | | | | Education Specialist Instruction Permit | 2 | | |
| | | | | | | Mild/Moderate Disabilities | 1 |
| | | | | | | Visual Impairments | 1 |
| | | | | Single Subject Teaching Permit | 5 | | |
| | | | | | | English (Examination) | 1 |
| | | | | | | Music | 1 |
| | | | | | | Science: Biological Sci (Exam) | 3 |
| | | 535 | 93.53% | Fully Credentialed Teachers | | | |
| | AZUSA UNIFIED SCHOOL DISTRICT Total | 572 | | | | | |
| LOS ANGELES | BALDWIN PARK UNIFIED SCHOOL DISTRICT | 22 | 2.73% | UNIVERSITY INTERNSHIP CREDENTIALS | | | |
| | | | | Education Specialist Instruction Credential | 6 | | |
| | | | | | | Mild/Moderate Disabilities | 6 |
| | | | | Multiple Subject Teaching Credential | 3 | | |
| | | | | | | General Subjects (Examination) | 3 |
| | | | | Single Subject Teaching Credential | 13 | | |
| | | | | | | Art | 1 |
| | | | | | | English | 1 |
| | | | | | | English (Examination) | 3 |
| | | | | | | Geosciences (Specialized) (Exam) | 1 |
| | | | | | | Mathematics | 1 |
| | | | | | | Mathematics (Examination) | 4 |
| | | | | | | Music | 1 |
| | | | | | | Science: Chemistry (Examination) | 1 |
| | | 8 | 0.99% | EMERGENCY PERMITS | | | |
| | | | | Education Specialist Instruction Permit | 2 | | |
| | | | | | | Mild/Moderate Disabilities | 2 |
| | | | | Single Subject Teaching Permit | 6 | | |
| | | | | | | Business (Examination) | 1 |
| | | | | | | Geosciences (Specialized) (Exam) | 1 |
| | | | | | | Mathematics | 2 |
| | | | | | | Science: Biological Sciences | 1 |
| | | | | | | Science: Geosciences (Examination) | 1 |
| | | 776 | 96.28% | Fully Credentialed Teachers | | | |
| | BALDWIN PARK UNIFIED SCHOOL DISTRICT Total | 806 | | | | | |

| County Name | Agency Name | Agency Total | % Agency | Credential Title | Cred Total | Subject | Subj Total |
|-------------|---------------------------------------|--------------|----------|---|------------|------------------------------------|------------|
| LOS ANGELES | BASSETT UNIFIED SCHOOL DISTRICT | 6 | 2.29% | UNIVERSITY INTERNSHIP CREDENTIALS | | | |
| | | | | Education Specialist Instruction Credential | 2 | | |
| | | | | | | Mild/Moderate Disabilities | 2 |
| | | | | Multiple Subject Teaching Credential | 3 | | |
| | | | | | | General Subjects (Examination) | 3 |
| | | | | Single Subject Teaching Credential | 1 | | |
| | | | | | | Social Science | 1 |
| | | 1 | 0.38% | SPECIAL TEMPORARY CERTIFICATE | | | |
| | | | | Special Temporary Cert / Single Subject | 1 | | |
| | | | | | | Science: Geosciences | 1 |
| | | 11 | 4.20% | EMERGENCY PERMITS | | | |
| | | | | Education Specialist Instruction Permit | 5 | | |
| | | | | | | Mild/Moderate Disabilities | 5 |
| | | | | Multiple Subject Teaching Permit | 2 | | |
| | | | | | | General Subjects | 2 |
| | | | | Single Subject Teaching Permit | 4 | | |
| | | | | | | Art | 1 |
| | | | | | | Mathematics | 2 |
| | | | | | | Science: Biological Sciences | 1 |
| | | 244 | 93.13% | Fully Credentialed Teachers | | | |
| | BASSETT UNIFIED SCHOOL DISTRICT Total | 262 | | | | | |
| LOS ANGELES | BELLFLOWER UNIFIED | 22 | 3.19% | UNIVERSITY INTERNSHIP CREDENTIALS | | | |
| | | | | Education Specialist Instruction Credential | 9 | | |
| | | | | | | Mild/Moderate Disabilities | 6 |
| | | | | | | Moderate/Severe Disabilities | 4 |
| | | | | Multiple Subject Teaching Credential | 1 | | |
| | | | | | | General Subjects (Examination) | 1 |
| | | | | Single Subject Teaching Credential | 12 | | |
| | | | | | | English (Examination) | 3 |
| | | | | | | Foreign Language: Spanish | 2 |
| | | | | | | Foundational-Level Math (Exam) | 3 |
| | | | | | | Science: Biological Sci (Exam) | 1 |
| | | | | | | Science: Geosciences (Examination) | 1 |
| | | | | | | Social Science | 1 |
| | | | | | | Social Science (Examination) | 1 |
| | | 7 | 1.02% | SPECIAL TEMPORARY CERTIFICATE | | | |
| | | | | Special Temporary Cert / Ed. Specialist | 3 | | |
| | | | | | | Mild/Moderate Disabilities | 3 |
| | | | | Special Temporary Cert / Single Subject | 4 | | |
| | | | | | | English | 1 |
| | | | | | | Foreign Language: Spanish | 1 |
| | | | | | | Foundational-Level Math (Exam) | 2 |
| | | 2 | 0.29% | PRE-INTERNSHIP CERTIFICATES | | | |
| | | | | Pre-Intern Certificate / Single Subject | 2 | | |
| | | | | | | Mathematics | 2 |
| | | 10 | 1.45% | EMERGENCY PERMITS | | | |
| | | | | Education Specialist Instruction Permit | 6 | | |
| | | | | | | Mild/Moderate Disabilities | 3 |
| | | | | | | Moderate/Severe Disabilities | 2 |
| | | | | | | Physical and Health Impairments | 1 |
| | | | | Multiple Subject Teaching Permit | 1 | | |
| | | | | | | General Subjects | 1 |
| | | | | Single Subject Teaching Permit | 3 | | |
| | | | | | | Industrial and Tech Educ (Exam) | 1 |
| | | | | | | Social Science | 2 |
| | | 1 | 0.15% | CREDENTIAL WAIVERS | | | |
| | | | | Education Specialist Instruction Credential | 1 | | |
| | | | | | | Mild/Moderate Disabilities | 1 |
| | | 647 | 93.90% | Fully Credentialed Teachers | | | |
| | BELLFLOWER UNIFIED Total | 689 | | | | | |
| LOS ANGELES | BEVERLY HILLS UNIFIED | 3 | 1.09% | UNIVERSITY INTERNSHIP CREDENTIALS | | | |
| | | | | Multiple Subject Teaching Credential | 1 | | |
| | | | | | | General Subjects (Examination) | 1 |
| | | | | Single Subject Teaching Credential | 2 | | |

| County Name | Agency Name | Agency Total | % Agency | Credential Title | Cred Total | Subject | Subj Total |
|-------------|--------------------------------------|--------------|----------|--|------------|---|------------|
| | | | | | | English | 1 |
| | | | | | | Industrial and Technology Educ | 1 |
| | | 1 | 0.36% | SPECIAL TEMPORARY CERTIFICATE Special Temporary Cert / Ed. Specialist | 1 | | |
| | | | | | | Mild/Moderate Disabilities | 1 |
| | | 3 | 1.09% | EMERGENCY PERMITS Education Specialist Instruction Permit | 1 | | |
| | | | | | | Mild/Moderate Disabilities | 1 |
| | | | | | | Physical Education | 1 |
| | | | | | | Social Science | 1 |
| | | 269 | 97.46% | Fully Credentialed Teachers | | | |
| | BEVERLY HILLS UNIFIED Total | 276 | | | | | |
| LOS ANGELES | BONITA UNIFIED SCHOOL DISTRICT | 7 | 1.58% | UNIVERSITY INTERNSHIP CREDENTIALS Education Specialist Instruction Credential | 2 | | |
| | | | | | | Mild/Moderate Disabilities | 2 |
| | | | | | | Multiple Subject Teaching Credential | 3 |
| | | | | | | Single Subject Teaching Credential | 2 |
| | | | | | | General Subjects (Examination) | 3 |
| | | | | | | Foreign Language: Spanish | 1 |
| | | | | | | Foundational-Level Math (Exam) | 1 |
| | | 8 | 1.80% | EMERGENCY PERMITS Education Specialist Instruction Permit | 4 | | |
| | | | | | | Mild/Moderate Disabilities | 4 |
| | | | | | | Multiple Subject Teaching Permit | 1 |
| | | | | | | Single Subject Teaching Permit | 3 |
| | | | | | | General Subjects | 1 |
| | | | | | | Health Science | 1 |
| | | | | | | Mathematics | 1 |
| | | | | | | Social Science | 1 |
| | | | | | | Social Science (Examination) | 1 |
| | | 429 | 96.62% | Fully Credentialed Teachers | | | |
| | BONITA UNIFIED SCHOOL DISTRICT Total | 444 | | | | | |
| LOS ANGELES | BURBANK UNIFIED SCHOOL DISTRICT | 8 | 1.03% | UNIVERSITY INTERNSHIP CREDENTIALS Education Specialist Instruction Credential | 5 | | |
| | | | | | | Mild/Moderate Disabilities | 4 |
| | | | | | | Moderate/Severe Disabilities | 1 |
| | | | | | | Single Subject Teaching Credential | 3 |
| | | | | | | English (Examination) | 1 |
| | | | | | | Foreign Language: Spanish | 1 |
| | | | | | | Science: Biological Sci (Exam) | 1 |
| | | 2 | 0.26% | SPECIAL TEMPORARY CERTIFICATE Special Temporary Cert / Ed. Specialist | 1 | | |
| | | | | | | Moderate/Severe Disabilities | 1 |
| | | | | | | Special Temporary Cert / Single Subject | 1 |
| | | | | | | English (Examination) | 1 |
| | | 40 | 5.14% | EMERGENCY PERMITS Education Specialist Instruction Permit | 12 | | |
| | | | | | | Deaf and Hard-of-Hearing | 2 |
| | | | | | | Mild/Moderate Disabilities | 9 |
| | | | | | | Moderate/Severe Disabilities | 2 |
| | | | | | | Multiple Subject Teaching Permit | 4 |
| | | | | | | General Subjects | 3 |
| | | | | | | General Subjects (Examination) | 1 |
| | | | | | | Single Subject Teaching Permit | 24 |
| | | | | | | Art | 1 |
| | | | | | | English | 1 |
| | | | | | | English (Examination) | 1 |
| | | | | | | Foreign Language: French | 1 |
| | | | | | | Foreign Language: Spanish | 4 |
| | | | | | | Health Science | 2 |
| | | | | | | Mathematics | 2 |
| | | | | | | Mathematics (Examination) | 1 |
| | | | | | | Music (Examination) | 1 |

| County Name | Agency Name | Agency Total | % Agency | Credential Title | Cred Total | Subject | Subj Total |
|-------------|---|--------------|----------|---|------------|------------------------------------|------------|
| | | | | | | Physical Education | 2 |
| | | | | | | Science: Biological Sciences | 2 |
| | | | | | | Science: Geosciences (Examination) | 1 |
| | | | | | | Social Science | 4 |
| | | | | | | Social Science (Examination) | 3 |
| | | 4 | 0.51% | CREDENTIAL WAIVERS | | | |
| | | | | Education Specialist Instruction Credential | 4 | | |
| | | | | | | Mild/Moderate Disabilities | 4 |
| | | 724 | 93.06% | Fully Credentialed Teachers | | | |
| | BURBANK UNIFIED SCHOOL DISTRICT Total | 778 | | | | | |
| LOS ANGELES | CASTAIC UNION SCHOOL DISTRICT | 1 | 0.59% | UNIVERSITY INTERNSHIP CREDENTIALS | | | |
| | | | | Multiple Subject Teaching Credential | 1 | | |
| | | | | | | General Subjects (Examination) | 1 |
| | | 5 | 2.96% | EMERGENCY PERMITS | | | |
| | | | | Education Specialist Instruction Permit | 1 | | |
| | | | | | | Mild/Moderate Disabilities | 1 |
| | | | | Multiple Subject Teaching Permit | 3 | | |
| | | | | | | General Subjects | 2 |
| | | | | | | General Subjects (Examination) | 1 |
| | | | | Single Subject Teaching Permit | 1 | | |
| | | | | | | Physical Education | 1 |
| | | 163 | 96.45% | Fully Credentialed Teachers | | | |
| | CASTAIC UNION SCHOOL DISTRICT Total | 169 | | | | | |
| LOS ANGELES | CENTINELA VALLEY UNION HIGH SCHOOL DISTRICT | 21 | 5.95% | UNIVERSITY INTERNSHIP CREDENTIALS | | | |
| | | | | Education Specialist Instruction Credential | 10 | | |
| | | | | | | Mild/Moderate Disabilities | 8 |
| | | | | | | Moderate/Severe Disabilities | 2 |
| | | | | Single Subject Teaching Credential | 11 | | |
| | | | | | | English | 3 |
| | | | | | | English (Examination) | 3 |
| | | | | | | Foreign Language: Spanish | 3 |
| | | | | | | Physical Education | 1 |
| | | | | | | Science: Physics | 1 |
| | | | | | | Social Science (Examination) | 1 |
| | | 3 | 0.85% | DISTRICT INTERNSHIP CERTIFICATES | | | |
| | | | | District Intern Credential / Ed. Specialist | 1 | | |
| | | | | | | Mild/Moderate Disabilities | 1 |
| | | | | District Intern Credential / Single Subject | 2 | | |
| | | | | | | Foreign Language: Spanish | 1 |
| | | | | | | Music | 1 |
| | | 11 | 3.12% | SPECIAL TEMPORARY CERTIFICATE | | | |
| | | | | Special Temporary Cert / Ed. Specialist | 3 | | |
| | | | | | | Moderate/Severe Disabilities | 3 |
| | | | | Special Temporary Cert / Single Subject | 8 | | |
| | | | | | | English (Examination) | 2 |
| | | | | | | Foreign Language: Spanish | 3 |
| | | | | | | Science: Biological Sci (Exam) | 2 |
| | | | | | | Social Science (Examination) | 1 |
| | | 2 | 0.57% | PRE-INTERNSHIP CERTIFICATES | | | |
| | | | | Pre-Intern Certificate / Ed. Specialist | 2 | | |
| | | | | | | Mild/Moderate Disabilities | 2 |
| | | 5 | 1.42% | EMERGENCY PERMITS | | | |
| | | | | Education Specialist Instruction Permit | 3 | | |
| | | | | | | Mild/Moderate Disabilities | 3 |
| | | | | Multiple Subject Teaching Permit | 1 | | |
| | | | | | | General Subjects | 1 |
| | | | | Single Subject Teaching Permit | 1 | | |
| | | | | | | English | 1 |
| | | 311 | 88.10% | Fully Credentialed Teachers | | | |
| | CENTINELA VALLEY UNION HIGH SCHOOL DIST Total | 353 | | | | | |
| LOS ANGELES | CHARTER OAK UNIFIED SCHOOL DISTRICT | 6 | 2.11% | UNIVERSITY INTERNSHIP CREDENTIALS | | | |
| | | | | Education Specialist Instruction Credential | 3 | | |
| | | | | | | Mild/Moderate Disabilities | 3 |
| | | | | Single Subject Teaching Credential | 3 | | |

| County Name | Agency Name | Agency Total | % Agency | Credential Title | Cred Total | Subject | Subj Total |
|-------------|---|--------------|----------|---|------------|----------------------------------|------------|
| | | | | | | Business (Examination) | 1 |
| | | | | | | English | 1 |
| | | 4 | 1.40% | EMERGENCY PERMITS | | Social Science | 1 |
| | | | | Single Subject Teaching Permit | 4 | | |
| | | | | | | Art | 1 |
| | | | | | | Business | 1 |
| | | | | | | Foreign Language: Spanish | 1 |
| | | | | | | Industrial and Technology Educ | 1 |
| | | 275 | 96.49% | Fully Credentialed Teachers | | | |
| | CHARTER OAK UNIFIED SCHOOL DISTRICT Total | 285 | | | | | |
| LOS ANGELES | CLAREMONT UNIFIED SCHOOL DISTRICT | 6 | 1.95% | UNIVERSITY INTERNSHIP CREDENTIALS | | | |
| | | | | Multiple Subject Teaching Credential | 2 | | |
| | | | | | | General Subjects (Examination) | 2 |
| | | | | Single Subject Teaching Credential | 4 | | |
| | | | | | | Business | 1 |
| | | | | | | English | 1 |
| | | | | | | English (Examination) | 1 |
| | | | | | | Music | 1 |
| | | 9 | 2.93% | EMERGENCY PERMITS | | | |
| | | | | Education Specialist Instruction Permit | 3 | | |
| | | | | | | Mild/Moderate Disabilities | 3 |
| | | | | Multiple Subject Teaching Permit | 2 | | |
| | | | | | | General Subjects | 1 |
| | | | | | | General Subjects (Examination) | 1 |
| | | | | Single Subject Teaching Permit | 4 | | |
| | | | | | | English | 2 |
| | | | | | | Music | 1 |
| | | | | | | Social Science (Examination) | 1 |
| | | 292 | 95.11% | Fully Credentialed Teachers | | | |
| | CLAREMONT UNIFIED SCHOOL DISTRICT Total | 307 | | | | | |
| LOS ANGELES | COMPTON UNIFIED SCHOOL DISTRICT | 55 | 4.22% | UNIVERSITY INTERNSHIP CREDENTIALS | | | |
| | | | | Education Specialist Instruction Credential | 10 | | |
| | | | | | | Mild/Moderate Disabilities | 10 |
| | | | | Multiple Subject Teaching Credential | 25 | | |
| | | | | | | General Subjects | 3 |
| | | | | | | General Subjects (Examination) | 22 |
| | | | | Single Subject Teaching Credential | 20 | | |
| | | | | | | English | 1 |
| | | | | | | English (Examination) | 2 |
| | | | | | | Foreign Language: Spanish | 3 |
| | | | | | | Foreign Language: Spanish (Exam) | 1 |
| | | | | | | Foundational-Level Math (Exam) | 1 |
| | | | | | | Health Science (Examination) | 2 |
| | | | | | | Mathematics | 2 |
| | | | | | | Mathematics (Examination) | 1 |
| | | | | | | Physical Education | 1 |
| | | | | | | Science: Biological Sciences | 1 |
| | | | | | | Science: Biological Sci (Exam) | 2 |
| | | | | | | Social Science | 2 |
| | | | | | | Social Science (Examination) | 1 |
| | | 29 | 2.23% | DISTRICT INTERNSHIP CERTIFICATES | | | |
| | | | | District Intern Credential / Ed. Specialist | 1 | | |
| | | | | | | Mild/Moderate Disabilities | 1 |
| | | | | District Intern Credential / Multiple Subject | 26 | | |
| | | | | | | General Subjects | 2 |
| | | | | | | General Subjects | 1 |
| | | | | | | General Subjects (Examination) | 9 |
| | | | | | | General Subjects (Examination) | 14 |
| | | | | District Intern Credential / Single Subject | 2 | | |
| | | | | | | English (Examination) | 2 |
| | | 58 | 4.45% | SPECIAL TEMPORARY CERTIFICATE | | | |
| | | | | Special Temporary Cert / Ed. Specialist | 7 | | |
| | | | | | | Mild/Moderate Disabilities | 5 |

| County Name | Agency Name | Agency Total | % Agency | Credential Title | Cred Total | Subject | Subj Total |
|-------------|---------------------------------------|--------------|----------|---|------------|-----------------------------------|------------|
| | | | | | | Moderate/Severe Disabilities | 2 |
| | | | | Special Temporary Cert / Multiple Subject | 31 | | |
| | | | | | | General Subjects | 7 |
| | | | | | | General Subjects (Examination) | 24 |
| | | | | Special Temporary Cert / Single Subject | 20 | | |
| | | | | | | English (Examination) | 6 |
| | | | | | | Foreign Language: Spanish (Exam) | 1 |
| | | | | | | Foundational-Level Math (Exam) | 3 |
| | | | | | | Mathematics | 1 |
| | | | | | | Mathematics (Examination) | 1 |
| | | | | | | Physical Education | 3 |
| | | | | | | Physical Education (Examination) | 2 |
| | | | | | | Science: Biological Sci (Exam) | 1 |
| | | | | | | Social Science (Examination) | 2 |
| | | 21 | 1.61% | PRE-INTERNSHIP CERTIFICATES | | | |
| | | | | Pre-Intern Certificate / Ed. Specialist | 6 | | |
| | | | | | | Mild/Moderate Disabilities | 6 |
| | | | | Pre-Intern Certificate / Multiple Subject | 3 | | |
| | | | | | | General Subjects | 3 |
| | | | | Pre-Intern Certificate / Single Subject | 12 | | |
| | | | | | | English | 2 |
| | | | | | | Foundational-Level Mathematics | 1 |
| | | | | | | Foundational-Level Mathematics | 2 |
| | | | | | | Mathematics | 1 |
| | | | | | | Music | 2 |
| | | | | | | Physical Education | 3 |
| | | | | | | Science: Biological Sciences | 1 |
| | | 53 | 4.07% | EMERGENCY PERMITS | | | |
| | | | | Education Specialist Instruction Permit | 17 | | |
| | | | | | | Mild/Moderate Disabilities | 16 |
| | | | | | | Moderate/Severe Disabilities | 1 |
| | | | | Multiple Subject Teaching Permit | 5 | | |
| | | | | | | General Subjects | 2 |
| | | | | | | General Subjects (Examination) | 3 |
| | | | | Single Subject Teaching Permit | 31 | | |
| | | | | | | Business | 1 |
| | | | | | | English | 7 |
| | | | | | | Foreign Language: Spanish | 2 |
| | | | | | | Foundational-Level Math (Exam) | 1 |
| | | | | | | Home Economics | 1 |
| | | | | | | Mathematics | 7 |
| | | | | | | Physical Education | 3 |
| | | | | | | Science: Biological Sciences | 5 |
| | | | | | | Science: Chemistry | 4 |
| | | | | | | Science: Geosciences | 1 |
| | | | | | | Social Science | 3 |
| | | | | | | Social Science (Examination) | 1 |
| | | 5 | 0.38% | CREDENTIAL WAIVERS | | | |
| | | | | Education Specialist Instruction Credential | 5 | | |
| | | | | | | Early Childhood Special Education | 1 |
| | | | | | | Mild/Moderate Disabilities | 4 |
| | | 1081 | 83.03% | Fully Credentialed Teachers | | | |
| | COMPTON UNIFIED SCHOOL DISTRICT Total | 1302 | | | | | |
| LOS ANGELES | COVINA-VALLEY UNIFIED SCHOOL DISTRICT | 24 | 3.57% | UNIVERSITY INTERNSHIP CREDENTIALS | | | |
| | | | | Education Specialist Instruction Credential | 8 | | |
| | | | | | | Mild/Moderate Disabilities | 7 |
| | | | | | | Moderate/Severe Disabilities | 1 |
| | | | | Multiple Subject Teaching Credential | 3 | | |
| | | | | | | General Subjects (Examination) | 3 |
| | | | | Single Subject Teaching Credential | 13 | | |
| | | | | | | English | 2 |
| | | | | | | English (Examination) | 2 |
| | | | | | | Foreign Language: Spanish (Exam) | 1 |
| | | | | | | Foundational-Level Math (Exam) | 1 |

| County Name | Agency Name | Agency Total | % Agency | Credential Title | Cred Total | Subject | Subj Total |
|-------------|---|--------------|----------|--|------------|-------------------------------------|------------|
| | | | | | | Mathematics | 1 |
| | | | | | | Mathematics (Examination) | 1 |
| | | | | | | Music | 1 |
| | | | | | | Music (Examination) | 1 |
| | | | | | | Science: Biological Sci (Exam) | 1 |
| | | | | | | Social Science | 2 |
| | | 4 | 0.59% | SPECIAL TEMPORARY CERTIFICATE Special Temporary Cert / Ed. Specialist | 2 | | |
| | | | | | | Mild/Moderate Disabilities | 2 |
| | | | | Special Temporary Cert / Single Subject | 2 | | |
| | | | | | | Foundational-Level Math (Exam) | 1 |
| | | | | | | Mathematics (Examination) | 1 |
| | | 21 | 3.12% | EMERGENCY PERMITS | | | |
| | | | | Education Specialist Instruction Permit | 4 | | |
| | | | | | | Deaf and Hard-of-Hearing | 1 |
| | | | | | | Mild/Moderate Disabilities | 3 |
| | | | | Multiple Subject Teaching Permit | 6 | | |
| | | | | | | General Subjects | 5 |
| | | | | | | General Subjects (Examination) | 1 |
| | | | | Single Subject Teaching Permit | 11 | | |
| | | | | | | Art (Examination) | 1 |
| | | | | | | English | 3 |
| | | | | | | Foreign Language: Spanish | 1 |
| | | | | | | Mathematics | 2 |
| | | | | | | Music | 1 |
| | | | | | | Physical Education | 1 |
| | | | | | | Social Science | 2 |
| | | | | | | Social Science (Examination) | 1 |
| | | 624 | 92.72% | Fully Credentialed Teachers | | | |
| | COVINA-VALLEY UNIFIED SCHOOL DISTRICT Total | 673 | | | | | |
| LOS ANGELES | CULVER CITY UNIFIED SCHOOL DISTRICT | 4 | 1.27% | UNIVERSITY INTERNSHIP CREDENTIALS | | | |
| | | | | Education Specialist Instruction Credential | 1 | | |
| | | | | | | Mild/Moderate Disabilities | 1 |
| | | | | Single Subject Teaching Credential | 3 | | |
| | | | | | | Biological Sci (Specialized) (Exam) | 1 |
| | | | | | | Foreign Language: Spanish | 1 |
| | | | | | | Foundational-Level Math (Exam) | 1 |
| | | 3 | 0.96% | SPECIAL TEMPORARY CERTIFICATE Special Temporary Cert / Ed. Specialist | 1 | | |
| | | | | | | Mild/Moderate Disabilities | 1 |
| | | | | Special Temporary Cert / Single Subject | 2 | | |
| | | | | | | Foundational-Level Math (Exam) | 1 |
| | | | | | | Science: Biological Sci (Exam) | 1 |
| | | 3 | 0.96% | EMERGENCY PERMITS | | | |
| | | | | Single Subject Teaching Permit | 3 | | |
| | | | | | | Art | 2 |
| | | | | | | Science: Biological Sci (Exam) | 1 |
| | | 304 | 96.82% | Fully Credentialed Teachers | | | |
| | CULVER CITY UNIFIED SCHOOL DISTRICT Total | 314 | | | | | |
| LOS ANGELES | DOWNEY UNIFIED | 43 | 4.37% | UNIVERSITY INTERNSHIP CREDENTIALS | | | |
| | | | | Education Specialist Instruction Credential | 17 | | |
| | | | | | | Early Childhood Special Education | 2 |
| | | | | | | Mild/Moderate Disabilities | 14 |
| | | | | | | Visual Impairments | 1 |
| | | | | Multiple Subject Teaching Credential | 3 | | |
| | | | | | | General Subjects (Examination) | 3 |
| | | | | Single Subject Teaching Credential | 23 | | |
| | | | | | | English | 4 |
| | | | | | | English (Examination) | 4 |
| | | | | | | Foundational-Level Math (Exam) | 4 |
| | | | | | | Mathematics | 1 |
| | | | | | | Mathematics (Examination) | 2 |
| | | | | | | Physical Education (Examination) | 1 |
| | | | | | | Science: Biological Sciences | 1 |

| County Name | Agency Name | Agency Total | % Agency | Credential Title | Cred Total | Subject | Subj Total |
|-------------|--------------------------------|--------------|----------|---|------------|------------------------------------|------------|
| | | | | | | Science: Biological Sci (Exam) | 3 |
| | | | | | | Science: Geosciences (Examination) | 1 |
| | | | | | | Social Science | 1 |
| | | | | | | Social Science (Examination) | 1 |
| | | 1 | 0.10% | DISTRICT INTERNSHIP CERTIFICATES | | | |
| | | | | District Intern Credential / Single Subject | 1 | | |
| | | | | | | Foundational-Level Math (Exam) | 1 |
| | | 14 | 1.42% | SPECIAL TEMPORARY CERTIFICATE | | | |
| | | | | Special Temporary Cert / Ed. Specialist | 9 | | |
| | | | | | | Mild/Moderate Disabilities | 7 |
| | | | | | | Moderate/Severe Disabilities | 2 |
| | | | | Special Temporary Cert / Multiple Subject | 2 | | |
| | | | | | | General Subjects (Examination) | 2 |
| | | | | Special Temporary Cert / Single Subject | 3 | | |
| | | | | | | Mathematics (Examination) | 2 |
| | | | | | | Physical Education (Examination) | 1 |
| | | 3 | 0.30% | PRE-INTERNSHIP CERTIFICATES | | | |
| | | | | Pre-Intern Certificate / Single Subject | 3 | | |
| | | | | | | English | 2 |
| | | | | | | Social Science | 1 |
| | | 36 | 3.65% | EMERGENCY PERMITS | | | |
| | | | | Education Specialist Instruction Permit | 11 | | |
| | | | | | | Early Childhood Special Education | 2 |
| | | | | | | Mild/Moderate Disabilities | 7 |
| | | | | | | Moderate/Severe Disabilities | 4 |
| | | | | Multiple Subject Teaching Permit | 6 | | |
| | | | | | | General Subjects | 4 |
| | | | | | | General Subjects (Examination) | 2 |
| | | | | Single Subject Teaching Permit | 19 | | |
| | | | | | | Business | 1 |
| | | | | | | English | 7 |
| | | | | | | Foreign Language: French | 1 |
| | | | | | | Foreign Language: Spanish | 1 |
| | | | | | | Industrial and Technology Educ | 1 |
| | | | | | | Mathematics | 1 |
| | | | | | | Mathematics (Examination) | 1 |
| | | | | | | Physical Education | 3 |
| | | | | | | Science: Biological Sciences | 3 |
| | | 1 | 0.10% | CREDENTIAL WAIVERS | | | |
| | | | | Education Specialist Instruction Credential | 1 | | |
| | | | | | | Mild/Moderate Disabilities | 1 |
| | | 887 | 90.05% | Fully Credentialed Teachers | | | |
| | DOWNEY UNIFIED Total | 985 | | | | | |
| LOS ANGELES | DUARTE UNIFIED SCHOOL DISTRICT | 11 | 5.02% | UNIVERSITY INTERNSHIP CREDENTIALS | | | |
| | | | | Education Specialist Instruction Credential | 3 | | |
| | | | | | | Mild/Moderate Disabilities | 3 |
| | | | | Multiple Subject Teaching Credential | 2 | | |
| | | | | | | General Subjects (Examination) | 2 |
| | | | | Single Subject Teaching Credential | 6 | | |
| | | | | | | English (Examination) | 1 |
| | | | | | | Foreign Language: Spanish | 1 |
| | | | | | | Foundational-Level Math (Exam) | 2 |
| | | | | | | Physical Education | 1 |
| | | | | | | Science: Geosciences (Examination) | 1 |
| | | 2 | 0.91% | SPECIAL TEMPORARY CERTIFICATE | | | |
| | | | | Special Temporary Cert / Multiple Subject | 1 | | |
| | | | | | | General Subjects | 1 |
| | | | | Special Temporary Cert / Single Subject | 1 | | |
| | | | | | | Mathematics | 1 |
| | | 7 | 3.20% | EMERGENCY PERMITS | | | |
| | | | | Education Specialist Instruction Permit | 5 | | |
| | | | | | | Early Childhood Special Education | 1 |
| | | | | | | Mild/Moderate Disabilities | 3 |
| | | | | | | Moderate/Severe Disabilities | 1 |

| County Name | Agency Name | Agency Total | % Agency | Credential Title | Cred Total | Subject | Subj Total |
|-------------|---|--------------|----------|---|------------|-----------------------------------|------------|
| | | | | Single Subject Teaching Permit | 2 | | |
| | | | | | | Art | 1 |
| | | | | | | Foreign Language: French | 1 |
| | | | | | | Science: Biological Sciences | 1 |
| | | 199 | 90.87% | Fully Credentialed Teachers | | | |
| | DUARTE UNIFIED SCHOOL DISTRICT Total | 219 | | | | | |
| LOS ANGELES | EAST WHITTIER CITY ELEMENTARY SCHOOL DISTRICT | 9 | 2.08% | UNIVERSITY INTERNSHIP CREDENTIALS | | | |
| | | | | Education Specialist Instruction Credential | 5 | | |
| | | | | | | Mild/Moderate Disabilities | 3 |
| | | | | | | Moderate/Severe Disabilities | 2 |
| | | | | Multiple Subject Teaching Credential | 2 | | |
| | | | | | | General Subjects (Examination) | 2 |
| | | | | Single Subject Teaching Credential | 2 | | |
| | | | | | | English (Examination) | 1 |
| | | | | | | Social Science (Examination) | 1 |
| | | 1 | 0.23% | SPECIAL TEMPORARY CERTIFICATE | | | |
| | | | | Special Temporary Cert / Single Subject | 1 | | |
| | | | | | | Social Science | 1 |
| | | 12 | 2.77% | EMERGENCY PERMITS | | | |
| | | | | Education Specialist Instruction Permit | 5 | | |
| | | | | | | Early Childhood Special Education | 1 |
| | | | | | | Mild/Moderate Disabilities | 2 |
| | | | | | | Moderate/Severe Disabilities | 2 |
| | | | | Multiple Subject Teaching Permit | 6 | | |
| | | | | | | General Subjects | 4 |
| | | | | | | General Subjects (Examination) | 2 |
| | | | | Single Subject Teaching Permit | 1 | | |
| | | | | | | English | 1 |
| | | 1 | 0.23% | CREDENTIAL WAIVERS | | | |
| | | | | Education Specialist Instruction Credential | 1 | | |
| | | | | | | Mild/Moderate Disabilities | 1 |
| | | 410 | 94.69% | Fully Credentialed Teachers | | | |
| | EAST WHITTIER CITY ELEM SCHOOL DIST Total | 433 | | | | | |
| LOS ANGELES | EASTSIDE UNION SCHOOL DISTRICT | 2 | 1.59% | UNIVERSITY INTERNSHIP CREDENTIALS | | | |
| | | | | Multiple Subject Teaching Credential | 1 | | |
| | | | | | | General Subjects | 1 |
| | | | | Single Subject Teaching Credential | 1 | | |
| | | | | | | Mathematics (Examination) | 1 |
| | | 9 | 7.14% | EMERGENCY PERMITS | | | |
| | | | | Education Specialist Instruction Permit | 3 | | |
| | | | | | | Mild/Moderate Disabilities | 2 |
| | | | | | | Moderate/Severe Disabilities | 1 |
| | | | | Multiple Subject Teaching Permit | 5 | | |
| | | | | | | General Subjects | 3 |
| | | | | | | General Subjects (Examination) | 2 |
| | | | | Single Subject Teaching Permit | 1 | | |
| | | | | | | Social Science | 1 |
| | | 115 | 91.27% | Fully Credentialed Teachers | | | |
| | EASTSIDE UNION SCHOOL DISTRICT Total | 126 | | | | | |
| LOS ANGELES | EL MONTE CITY SCHOOL DISTRICT | 12 | 2.12% | UNIVERSITY INTERNSHIP CREDENTIALS | | | |
| | | | | Education Specialist Instruction Credential | 5 | | |
| | | | | | | Early Childhood Special Education | 1 |
| | | | | | | Mild/Moderate Disabilities | 4 |
| | | | | Multiple Subject Teaching Credential | 5 | | |
| | | | | | | General Subjects | 2 |
| | | | | | | General Subjects (Examination) | 3 |
| | | | | Single Subject Teaching Credential | 2 | | |
| | | | | | | English | 1 |
| | | | | | | Mathematics (Examination) | 1 |
| | | 554 | 97.88% | Fully Credentialed Teachers | | | |
| | EL MONTE CITY SCHOOL DISTRICT Total | 566 | | | | | |
| LOS ANGELES | EL MONTE UNION HIGH SCHOOL DISTRICT | 29 | 6.79% | UNIVERSITY INTERNSHIP CREDENTIALS | | | |
| | | | | Education Specialist Instruction Credential | 6 | | |
| | | | | | | Mild/Moderate Disabilities | 6 |

| County Name | Agency Name | Agency Total | % Agency | Credential Title | Cred Total | Subject | Subj Total |
|-------------|---|--------------|----------|---|------------|----------------------------------|------------|
| | | | | Single Subject Teaching Credential | 23 | English | 7 |
| | | | | | | English (Examination) | 4 |
| | | | | | | Foreign Language: Spanish | 1 |
| | | | | | | Foundational-Level Math (Exam) | 5 |
| | | | | | | Mathematics | 1 |
| | | | | | | Music | 1 |
| | | | | | | Science: Biological Sci (Exam) | 2 |
| | | | | | | Science: Chemistry | 1 |
| | | | | | | Science: Physics (Examination) | 1 |
| | | | | | | Social Science | 1 |
| | | 1 | 0.23% | DISTRICT INTERNSHIP CERTIFICATES | | | |
| | | | | District Intern Credential / Ed. Specialist | 1 | | |
| | | | | | | Mild/Moderate Disabilities | 1 |
| | | 7 | 1.64% | SPECIAL TEMPORARY CERTIFICATE | | | |
| | | | | Special Temporary Cert / Single Subject | 7 | | |
| | | | | | | English (Examination) | 1 |
| | | | | | | Foreign Language: Spanish (Exam) | 1 |
| | | | | | | Mathematics | 2 |
| | | | | | | Mathematics (Examination) | 1 |
| | | | | | | Music (Examination) | 1 |
| | | | | | | Social Science (Examination) | 1 |
| | | 15 | 3.51% | EMERGENCY PERMITS | | | |
| | | | | Single Subject Teaching Permit | 15 | | |
| | | | | | | English | 6 |
| | | | | | | Foreign Language: Spanish | 1 |
| | | | | | | Mathematics | 4 |
| | | | | | | Physical Education | 1 |
| | | | | | | Science: Biological Sciences | 2 |
| | | | | | | Social Science | 1 |
| | | 375 | 87.82% | Fully Credentialed Teachers | | | |
| | EL MONTE UNION HIGH SCHOOL DISTRICT Total | 427 | | | | | |
| LOS ANGELES | EL RANCHO UNIFIED SCHOOL DISTRICT | 17 | 3.13% | UNIVERSITY INTERNSHIP CREDENTIALS | | | |
| | | | | Education Specialist Instruction Credential | 1 | | |
| | | | | | | Mild/Moderate Disabilities | 1 |
| | | | | Single Subject Teaching Credential | 16 | | |
| | | | | | | English | 2 |
| | | | | | | English (Examination) | 1 |
| | | | | | | Foreign Language: Spanish | 1 |
| | | | | | | Foundational-Level Math (Exam) | 3 |
| | | | | | | Mathematics | 2 |
| | | | | | | Physical Education (Examination) | 1 |
| | | | | | | Science: Biological Sci (Exam) | 2 |
| | | | | | | Science: Physics (Examination) | 1 |
| | | | | | | Social Science | 1 |
| | | | | | | Social Science (Examination) | 2 |
| | | 1 | 0.18% | SPECIAL TEMPORARY CERTIFICATE | | | |
| | | | | Special Temporary Cert / Single Subject | 1 | | |
| | | | | | | Mathematics (Examination) | 1 |
| | | 6 | 1.10% | PRE-INTERNSHIP CERTIFICATES | | | |
| | | | | Pre-Intern Certificate / Ed. Specialist | 4 | | |
| | | | | | | Mild/Moderate Disabilities | 3 |
| | | | | | | Moderate/Severe Disabilities | 1 |
| | | | | Pre-Intern Certificate / Single Subject | 2 | | |
| | | | | | | English | 1 |
| | | | | | | Mathematics | 1 |
| | | 27 | 4.97% | EMERGENCY PERMITS | | | |
| | | | | Education Specialist Instruction Permit | 8 | | |
| | | | | | | Mild/Moderate Disabilities | 7 |
| | | | | | | Moderate/Severe Disabilities | 1 |
| | | | | Multiple Subject Teaching Permit | 10 | | |
| | | | | | | General Subjects | 8 |
| | | | | | | General Subjects (Examination) | 2 |
| | | | | Single Subject Teaching Permit | 9 | | |

| County Name | Agency Name | Agency Total | % Agency | Credential Title | Cred Total | Subject | Subj Total |
|-------------|---|--------------|----------|---|------------|-----------------------------------|------------|
| | | | | | | Art | 1 |
| | | | | | | English | 4 |
| | | | | | | Mathematics | 3 |
| | | | | | | Social Science | 1 |
| | | 492 | 90.61% | Fully Credentialed Teachers | | | |
| | EL RANCHO UNIFIED SCHOOL DISTRICT Total | 543 | | | | | |
| LOS ANGELES | EL SEGUNDO UNIFIED | 1 | 0.68% | UNIVERSITY INTERNSHIP CREDENTIALS | | | |
| | | | | Education Specialist Instruction Credential | 1 | | |
| | | | | | | Mild/Moderate Disabilities | 1 |
| | | 1 | 0.68% | SPECIAL TEMPORARY CERTIFICATE | | | |
| | | | | Special Temporary Cert / Single Subject | 1 | | |
| | | | | | | Mathematics (Examination) | 1 |
| | | 6 | 4.08% | EMERGENCY PERMITS | | | |
| | | | | Single Subject Teaching Permit | 6 | | |
| | | | | | | English | 1 |
| | | | | | | Foreign Language: Spanish | 1 |
| | | | | | | Mathematics | 2 |
| | | | | | | Physical Education | 1 |
| | | | | | | Science: Chemistry | 1 |
| | | | | | | Social Science | 1 |
| | | 139 | 94.56% | Fully Credentialed Teachers | | | |
| | EL SEGUNDO UNIFIED Total | 147 | | | | | |
| LOS ANGELES | GARVEY ELEMENTARY SCHOOL DISTRICT | 3 | 0.97% | UNIVERSITY INTERNSHIP CREDENTIALS | | | |
| | | | | Education Specialist Instruction Credential | 2 | | |
| | | | | | | Mild/Moderate Disabilities | 2 |
| | | | | Multiple Subject Teaching Credential | 1 | | |
| | | 2 | 0.65% | SPECIAL TEMPORARY CERTIFICATE | | | |
| | | | | Special Temporary Cert / Multiple Subject | 2 | | |
| | | | | | | General Subjects (Examination) | 1 |
| | | | | | | General Subjects | 1 |
| | | 8 | 2.58% | EMERGENCY PERMITS | | | |
| | | | | Education Specialist Instruction Permit | 1 | | |
| | | | | | | Mild/Moderate Disabilities | 1 |
| | | | | Multiple Subject Teaching Permit | 7 | | |
| | | | | | | General Subjects | 2 |
| | | | | | | General Subjects (Examination) | 5 |
| | | 297 | 95.81% | Fully Credentialed Teachers | | | |
| | GARVEY ELEMENTARY SCHOOL DISTRICT Total | 310 | | | | | |
| LOS ANGELES | GLENDALE UNIFIED | 20 | 1.50% | UNIVERSITY INTERNSHIP CREDENTIALS | | | |
| | | | | Education Specialist Instruction Credential | 11 | | |
| | | | | | | Mild/Moderate Disabilities | 10 |
| | | | | | | Moderate/Severe Disabilities | 1 |
| | | | | Single Subject Teaching Credential | 9 | | |
| | | | | | | English (Examination) | 5 |
| | | | | | | Foreign Language: Korean (Exam) | 1 |
| | | | | | | Foundational-Level Math (Exam) | 1 |
| | | | | | | Mathematics | 1 |
| | | | | | | Physical Education (Examination) | 1 |
| | | | | | | Social Science (Examination) | 1 |
| | | 6 | 0.45% | SPECIAL TEMPORARY CERTIFICATE | | | |
| | | | | Special Temporary Cert / Ed. Specialist | 2 | | |
| | | | | | | Mild/Moderate Disabilities | 2 |
| | | | | Special Temporary Cert / Multiple Subject | 1 | | |
| | | | | | | General Subjects (Examination) | 1 |
| | | | | Special Temporary Cert / Single Subject | 3 | | |
| | | | | | | Art | 1 |
| | | | | | | Foreign Language: Spanish | 1 |
| | | | | | | Physical Education | 1 |
| | | 19 | 1.43% | EMERGENCY PERMITS | | | |
| | | | | Education Specialist Instruction Permit | 9 | | |
| | | | | | | Early Childhood Special Education | 1 |
| | | | | | | Mild/Moderate Disabilities | 5 |
| | | | | | | Moderate/Severe Disabilities | 3 |

| County Name | Agency Name | Agency Total | % Agency | Credential Title | Cred Total | Subject | Subj Total |
|-------------|--|--------------|----------|---|------------|-----------------------------------|------------|
| | | | | Single Subject Teaching Permit | 10 | | |
| | | | | | | English | 4 |
| | | | | | | Foundational-Level Math (Exam) | 1 |
| | | | | | | Mathematics | 2 |
| | | | | | | Mathematics (Examination) | 1 |
| | | | | | | Science: Physics | 1 |
| | | | | | | Social Science | 1 |
| | | | | | | Social Science (Examination) | 1 |
| | | 1286 | 96.62% | Fully Credentialed Teachers | | | |
| | GLENDALE UNIFIED Total | 1331 | | | | | |
| LOS ANGELES | GLENDORA UNIFIED SCHOOL DISTRICT | 12 | 3.53% | UNIVERSITY INTERNSHIP CREDENTIALS | | | |
| | | | | Education Specialist Instruction Credential | 4 | | |
| | | | | | | Early Childhood Special Education | 1 |
| | | | | | | Mild/Moderate Disabilities | 3 |
| | | | | Single Subject Teaching Credential | 8 | | |
| | | | | | | English | 1 |
| | | | | | | English (Examination) | 1 |
| | | | | | | Foundational-Level Math (Exam) | 2 |
| | | | | | | Industrial and Technology Educ | 1 |
| | | | | | | Music | 1 |
| | | | | | | Music (Examination) | 1 |
| | | | | | | Science: Biological Sci (Exam) | 1 |
| | | 1 | 0.29% | SPECIAL TEMPORARY CERTIFICATE | | | |
| | | | | Special Temporary Cert / Ed. Specialist | 1 | | |
| | | | | | | Mild/Moderate Disabilities | 1 |
| | | 1 | 0.29% | PRE-INTERNSHIP CERTIFICATES | | | |
| | | | | Pre-Intern Certificate / Single Subject | 1 | | |
| | | | | | | Physical Education | 1 |
| | | 9 | 2.65% | EMERGENCY PERMITS | | | |
| | | | | Education Specialist Instruction Permit | 4 | | |
| | | | | | | Mild/Moderate Disabilities | 4 |
| | | | | Single Subject Teaching Permit | 5 | | |
| | | | | | | English | 1 |
| | | | | | | Mathematics | 2 |
| | | | | | | Physical Education | 1 |
| | | | | | | Science: Biological Sciences | 1 |
| | | 317 | 93.24% | Fully Credentialed Teachers | | | |
| | GLENDORA UNIFIED SCHOOL DISTRICT Total | 340 | | | | | |
| LOS ANGELES | GORMAN ELEMENTARY SCHOOL DISTRICT | 4 | 4.60% | EMERGENCY PERMITS | | | |
| | | | | Multiple Subject Teaching Permit | 1 | | |
| | | | | | | General Subjects | 1 |
| | | | | Single Subject Teaching Permit | 3 | | |
| | | | | | | English | 1 |
| | | | | | | Mathematics | 1 |
| | | | | | | Science: Biological Sciences | 1 |
| | | | | | | Social Science | 1 |
| | | 83 | 95.40% | Fully Credentialed Teachers | | | |
| | GORMAN ELEMENTARY SCHOOL DISTRICT Total | 87 | | | | | |
| LOS ANGELES | HACIENDA LA PUENTE UNIFIED SCHOOL DISTRICT | 62 | 5.28% | UNIVERSITY INTERNSHIP CREDENTIALS | | | |
| | | | | Education Specialist Instruction Credential | 13 | | |
| | | | | | | Early Childhood Special Education | 1 |
| | | | | | | Mild/Moderate Disabilities | 11 |
| | | | | | | Moderate/Severe Disabilities | 1 |
| | | | | Multiple Subject Teaching Credential | 20 | | |
| | | | | | | General Subjects | 3 |
| | | | | | | General Subjects (Examination) | 17 |
| | | | | Single Subject Teaching Credential | 29 | | |
| | | | | | | English | 3 |
| | | | | | | English (Examination) | 5 |
| | | | | | | Foundational-Level Math (Exam) | 6 |
| | | | | | | Mathematics | 1 |
| | | | | | | Mathematics (Examination) | 4 |
| | | | | | | Physical Education (Examination) | 1 |
| | | | | | | Science: Biological Sciences | 1 |

| County Name | Agency Name | Agency Total | % Agency | Credential Title | Cred Total | Subject | Subj Total |
|-------------|--|--------------|----------|---|------------|-----------------------------------|------------|
| | | | | | | Science: Biological Sci (Exam) | 4 |
| | | | | | | Science: Chemistry (Examination) | 1 |
| | | 1 | 0.09% | DISTRICT INTERNSHIP CERTIFICATES | | Social Science (Examination) | 3 |
| | | | | District Intern Credential / Single Subject | 1 | | |
| | | | | | | English (Examination) | 1 |
| | | 8 | 0.68% | SPECIAL TEMPORARY CERTIFICATE | | | |
| | | | | Special Temporary Cert / Ed. Specialist | 5 | | |
| | | | | | | Mild/Moderate Disabilities | 4 |
| | | | | | | Moderate/Severe Disabilities | 1 |
| | | | | Special Temporary Cert / Single Subject | 3 | | |
| | | | | | | English | 1 |
| | | | | | | English (Examination) | 1 |
| | | 6 | 0.51% | PRE-INTERNSHIP CERTIFICATES | | Social Science | 1 |
| | | | | Pre-Intern Certificate / Ed. Specialist | 2 | | |
| | | | | | | Mild/Moderate Disabilities | 1 |
| | | | | | | Moderate/Severe Disabilities | 1 |
| | | | | Pre-Intern Certificate / Multiple Subject | 1 | | |
| | | | | | | General Subjects | 1 |
| | | | | Pre-Intern Certificate / Single Subject | 3 | | |
| | | | | | | Art | 2 |
| | | | | | | Science: Chemistry (Examination) | 1 |
| | | 65 | 5.54% | EMERGENCY PERMITS | | | |
| | | | | Education Specialist Instruction Permit | 25 | | |
| | | | | | | Early Childhood Special Education | 1 |
| | | | | | | Mild/Moderate Disabilities | 19 |
| | | | | | | Moderate/Severe Disabilities | 5 |
| | | | | Multiple Subject Teaching Permit | 9 | | |
| | | | | | | General Subjects | 8 |
| | | | | | | General Subjects (Examination) | 1 |
| | | | | Single Subject Teaching Permit | 31 | | |
| | | | | | | Art | 1 |
| | | | | | | Business | 1 |
| | | | | | | English | 6 |
| | | | | | | English (Examination) | 1 |
| | | | | | | Foundational-Level Math (Exam) | 1 |
| | | | | | | Mathematics | 5 |
| | | | | | | Mathematics (Examination) | 3 |
| | | | | | | Music | 1 |
| | | | | | | Physical Education | 3 |
| | | | | | | Physical Education (Examination) | 1 |
| | | | | | | Science: Biological Sciences | 5 |
| | | | | | | Science: Biological Sci (Exam) | 2 |
| | | | | | | Science: Chemistry | 1 |
| | | | | | | Science: Geosciences | 1 |
| | | | | | | Science: Physics | 1 |
| | | | | | | Social Science | 2 |
| | | 3 | 0.26% | CREDENTIAL WAIVERS | | | |
| | | | | Education Specialist Instruction Credential | 3 | | |
| | | | | | | Mild/Moderate Disabilities | 3 |
| | | 1029 | 87.65% | Fully Credentialed Teachers | | | |
| | HACIENDA LA PUENTE UNIFIED SCHOOL DISTRICT Total | 1174 | | | | | |
| LOS ANGELES | HAWTHORNE SCHOOL DISTRICT | 6 | 1.31% | UNIVERSITY INTERNSHIP CREDENTIALS | | | |
| | | | | Education Specialist Instruction Credential | 3 | | |
| | | | | | | Mild/Moderate Disabilities | 3 |
| | | | | Multiple Subject Teaching Credential | 3 | | |
| | | | | | | General Subjects | 1 |
| | | | | | | General Subjects (Examination) | 2 |
| | | 5 | 1.09% | SPECIAL TEMPORARY CERTIFICATE | | | |
| | | | | Special Temporary Cert / Ed. Specialist | 1 | | |
| | | | | | | Mild/Moderate Disabilities | 1 |
| | | | | Special Temporary Cert / Multiple Subject | 2 | | |
| | | | | | | General Subjects (Examination) | 2 |

| County Name | Agency Name | Agency Total | % Agency | Credential Title | Cred Total | Subject | Subj Total |
|-------------|--|--------------|----------|---|------------|------------------------------------|------------|
| | | | | Special Temporary Cert / Single Subject | 2 | | |
| | | | | | | English (Examination) | 1 |
| | | 14 | 3.06% | EMERGENCY PERMITS | | Physical Education (Examination) | 1 |
| | | | | Education Specialist Instruction Permit | 4 | | |
| | | | | | | Mild/Moderate Disabilities | 3 |
| | | | | Multiple Subject Teaching Permit | 9 | Moderate/Severe Disabilities | 1 |
| | | | | | | General Subjects | 7 |
| | | | | Single Subject Teaching Permit | 1 | General Subjects (Examination) | 2 |
| | | | | | | Science: Biological Sciences | 1 |
| | | 432 | 94.53% | Fully Credentialed Teachers | | | |
| | HAWTHORNE SCHOOL DISTRICT Total | 457 | | | | | |
| LOS ANGELES | HERMOSA BEACH CITY ELEMENTARY | 1 | 1.89% | SPECIAL TEMPORARY CERTIFICATE | | | |
| | | | | Special Temporary Cert / Ed. Specialist | 1 | | |
| | | | | | | Mild/Moderate Disabilities | 1 |
| | | 52 | 98.11% | Fully Credentialed Teachers | | | |
| | HERMOSA BEACH CITY ELEMENTARY Total | 53 | | | | | |
| LOS ANGELES | HUGHES-ELIZABETH LAKES UNION ELEM SCHOOL DIST | 2 | 10.00% | UNIVERSITY INTERNSHIP CREDENTIALS | | | |
| | | | | Education Specialist Instruction Credential | 1 | | |
| | | | | | | Mild/Moderate Disabilities | 1 |
| | | | | Single Subject Teaching Credential | 1 | | |
| | | | | | | Health Science (Examination) | 1 |
| | | 1 | 5.00% | EMERGENCY PERMITS | | Science: Biological Sci (Exam) | 1 |
| | | | | Education Specialist Instruction Permit | 1 | | |
| | | | | | | Mild/Moderate Disabilities | 1 |
| | | 17 | 85.00% | Fully Credentialed Teachers | | | |
| | HUGHES-ELIZABETH LAKES UNION ELEM SCH DIST Total | 20 | | | | | |
| LOS ANGELES | INGLEWOOD UNIFIED SCHOOL DISTRICT | 41 | 4.43% | UNIVERSITY INTERNSHIP CREDENTIALS | | | |
| | | | | Education Specialist Instruction Credential | 8 | | |
| | | | | | | Mild/Moderate Disabilities | 5 |
| | | | | | | Moderate/Severe Disabilities | 4 |
| | | | | Multiple Subject Teaching Credential | 13 | | |
| | | | | | | General Subjects | 3 |
| | | | | | | General Subjects (Examination) | 10 |
| | | | | Single Subject Teaching Credential | 20 | | |
| | | | | | | Art | 1 |
| | | | | | | Business | 1 |
| | | | | | | English | 4 |
| | | | | | | English (Examination) | 5 |
| | | | | | | Foreign Language: Spanish | 1 |
| | | | | | | Foundational-Level Math (Exam) | 2 |
| | | | | | | Mathematics | 1 |
| | | | | | | Mathematics (Examination) | 3 |
| | | | | | | Science: Geosciences (Examination) | 1 |
| | | | | | | Social Science (Examination) | 1 |
| | | 3 | 0.32% | DISTRICT INTERNSHIP CERTIFICATES | | | |
| | | | | District Intern Credential / Single Subject | 3 | | |
| | | | | | | English (Examination) | 1 |
| | | | | | | Physical Education | 1 |
| | | 49 | 5.30% | SPECIAL TEMPORARY CERTIFICATE | | Science: Biological Sci (Exam) | 1 |
| | | | | Special Temporary Cert / Ed. Specialist | 8 | | |
| | | | | | | Mild/Moderate Disabilities | 8 |
| | | | | Special Temporary Cert / Multiple Subject | 19 | | |
| | | | | | | General Subjects (Examination) | 19 |
| | | | | Special Temporary Cert / Single Subject | 22 | | |
| | | | | | | Art | 1 |
| | | | | | | Business | 1 |
| | | | | | | English | 4 |
| | | | | | | English (Examination) | 6 |
| | | | | | | Foreign Language: Spanish (Exam) | 1 |

| County Name | Agency Name | Agency Total | % Agency | Credential Title | Cred Total | Subject | Subj Total |
|-------------|---|--------------|----------|---|------------|----------------------------------|------------|
| | | | | | | Foundational-Level Math (Exam) | 2 |
| | | | | | | Mathematics | 1 |
| | | | | | | Mathematics (Examination) | 2 |
| | | | | | | Physical Education (Examination) | 1 |
| | | | | | | Social Science | 1 |
| | | | | | | Social Science (Examination) | 2 |
| | | 12 | 1.30% | PRE-INTERNSHIP CERTIFICATES | | | |
| | | | | Pre-Intern Certificate / Ed. Specialist | 1 | | |
| | | | | | | Mild/Moderate Disabilities | 1 |
| | | | | Pre-Intern Certificate / Multiple Subject | 1 | | |
| | | | | | | General Subjects | 1 |
| | | | | Pre-Intern Certificate / Single Subject | 10 | | |
| | | | | | | Business | 1 |
| | | | | | | English | 1 |
| | | | | | | Mathematics | 3 |
| | | | | | | Science: Biological Sciences | 2 |
| | | | | | | Science: Physics | 1 |
| | | | | | | Social Science | 3 |
| | | 15 | 1.62% | EMERGENCY PERMITS | | | |
| | | | | Education Specialist Instruction Permit | 7 | | |
| | | | | | | Mild/Moderate Disabilities | 6 |
| | | | | | | Moderate/Severe Disabilities | 2 |
| | | | | Multiple Subject Teaching Permit | 1 | | |
| | | | | | | General Subjects | 1 |
| | | | | Single Subject Teaching Permit | 7 | | |
| | | | | | | English | 2 |
| | | | | | | Mathematics | 2 |
| | | | | | | Science: Biological Sciences | 1 |
| | | | | | | Science: Chemistry | 1 |
| | | | | | | Social Science | 1 |
| | | 805 | 87.03% | Fully Credentialed Teachers | | | |
| | INGLEWOOD UNIFIED SCHOOL DISTRICT Total | 925 | | | | | |
| LOS ANGELES | KEPPEL UNION ELEMENTARY SCHOOL DISTRICT | 5 | 3.52% | UNIVERSITY INTERNSHIP CREDENTIALS | | | |
| | | | | Education Specialist Instruction Credential | 1 | | |
| | | | | | | Mild/Moderate Disabilities | 1 |
| | | | | Multiple Subject Teaching Credential | 4 | | |
| | | | | | | General Subjects (Examination) | 4 |
| | | 1 | 0.70% | SPECIAL TEMPORARY CERTIFICATE | | | |
| | | | | Special Temporary Cert / Multiple Subject | 1 | | |
| | | | | | | General Subjects (Examination) | 1 |
| | | 4 | 2.82% | EMERGENCY PERMITS | | | |
| | | | | Education Specialist Instruction Permit | 3 | | |
| | | | | | | Mild/Moderate Disabilities | 3 |
| | | | | Multiple Subject Teaching Permit | 1 | | |
| | | | | | | General Subjects | 1 |
| | | 1 | 0.70% | CREDENTIAL WAIVERS | | | |
| | | | | Multiple Subject Teaching Credential | 1 | | |
| | | | | | | General Subjects | 1 |
| | | 131 | 92.25% | Fully Credentialed Teachers | | | |
| | KEPPEL UNION ELEMENTARY SCHOOL DISTRICT Total | 142 | | | | | |
| LOS ANGELES | LA CANADA UNIFIED SCHOOL DISTRICT | 1 | 0.57% | UNIVERSITY INTERNSHIP CREDENTIALS | | | |
| | | | | Single Subject Teaching Credential | 1 | | |
| | | | | | | Music | 1 |
| | | 2 | 1.15% | EMERGENCY PERMITS | | | |
| | | | | Education Specialist Instruction Permit | 1 | | |
| | | | | | | Moderate/Severe Disabilities | 1 |
| | | | | Single Subject Teaching Permit | 1 | | |
| | | | | | | English (Examination) | 1 |
| | | 1 | 0.57% | CREDENTIAL WAIVERS | | | |
| | | | | Education Specialist Instruction Credential | 1 | | |
| | | | | | | Mild/Moderate Disabilities | 1 |
| | | 170 | 97.70% | Fully Credentialed Teachers | | | |
| | LA CANADA UNIFIED SCHOOL DISTRICT Total | 174 | | | | | |
| LOS ANGELES | LANCASTER ELEMENTARY SCHOOL DISTRICT | 10 | 1.33% | UNIVERSITY INTERNSHIP CREDENTIALS | | | |

| County Name | Agency Name | Agency Total | % Agency | Credential Title | Cred Total | Subject | Subj Total |
|-------------|--|--------------|----------|---|------------|----------------------------------|------------|
| | | | | Education Specialist Instruction Credential | 2 | | |
| | | | | | | Mild/Moderate Disabilities | 1 |
| | | | | | | Moderate/Severe Disabilities | 1 |
| | | | | Multiple Subject Teaching Credential | 4 | | |
| | | | | | | General Subjects (Examination) | 4 |
| | | | | Single Subject Teaching Credential | 4 | | |
| | | | | | | Foreign Language: Spanish (Exam) | 1 |
| | | | | | | Music | 1 |
| | | | | | | Physical Education (Examination) | 1 |
| | | | | | | Social Science (Examination) | 1 |
| | | 2 | 0.27% | SPECIAL TEMPORARY CERTIFICATE | | | |
| | | | | Special Temporary Cert / Ed. Specialist | 1 | | |
| | | | | | | Mild/Moderate Disabilities | 1 |
| | | | | Special Temporary Cert / Multiple Subject | 1 | | |
| | | | | | | General Subjects | 1 |
| | | 3 | 0.40% | PRE-INTERNSHIP CERTIFICATES | | | |
| | | | | Pre-Intern Certificate / Ed. Specialist | 1 | | |
| | | | | | | Moderate/Severe Disabilities | 1 |
| | | | | Pre-Intern Certificate / Multiple Subject | 1 | | |
| | | | | | | General Subjects | 1 |
| | | | | Pre-Intern Certificate / Single Subject | 1 | | |
| | | | | | | Social Science | 1 |
| | | 53 | 7.05% | EMERGENCY PERMITS | | | |
| | | | | Education Specialist Instruction Permit | 11 | | |
| | | | | | | Mild/Moderate Disabilities | 9 |
| | | | | | | Moderate/Severe Disabilities | 1 |
| | | | | | | Visual Impairments | 1 |
| | | | | Multiple Subject Teaching Permit | 34 | | |
| | | | | | | General Subjects | 20 |
| | | | | | | General Subjects (Examination) | 14 |
| | | | | Single Subject Teaching Permit | 8 | | |
| | | | | | | English | 2 |
| | | | | | | Foreign Language: Spanish | 1 |
| | | | | | | Mathematics | 1 |
| | | | | | | Music | 1 |
| | | | | | | Science: Biological Sci (Exam) | 1 |
| | | | | | | Science: Chemistry | 1 |
| | | | | | | Social Science | 1 |
| | | 2 | 0.27% | CREDENTIAL WAIVERS | | | |
| | | | | Education Specialist Instruction Credential | 1 | | |
| | | | | | | Physical and Health Impairments | 1 |
| | | | | Single Subject Teaching Credential | 1 | | |
| | | | | | | Science: Geosciences | 1 |
| | | 682 | 90.69% | Fully Credentialed Teachers | | | |
| | LANCASTER ELEMENTARY SCHOOL DISTRICT Total | 752 | | | | | |
| LOS ANGELES | LAS VIRGENES UNIFIED SCHOOL DISTRICT | 7 | 1.34% | UNIVERSITY INTERNSHIP CREDENTIALS | | | |
| | | | | Education Specialist Instruction Credential | 5 | | |
| | | | | | | Mild/Moderate Disabilities | 4 |
| | | | | | | Moderate/Severe Disabilities | 1 |
| | | | | Single Subject Teaching Credential | 2 | | |
| | | | | | | Foundational-Level Math (Exam) | 1 |
| | | | | | | Social Science | 1 |
| | | 1 | 0.19% | SPECIAL TEMPORARY CERTIFICATE | | | |
| | | | | Special Temporary Cert / Single Subject | 1 | | |
| | | | | | | Science: Biological Sci (Exam) | 1 |
| | | | | | | Science: Chemistry (Examination) | 1 |
| | | 13 | 2.49% | EMERGENCY PERMITS | | | |
| | | | | Education Specialist Instruction Permit | 3 | | |
| | | | | | | Mild/Moderate Disabilities | 3 |
| | | | | Multiple Subject Teaching Permit | 2 | | |
| | | | | | | General Subjects | 1 |
| | | | | | | General Subjects (Examination) | 1 |
| | | | | Single Subject Teaching Permit | 8 | | |
| | | | | | | English | 2 |

| County Name | Agency Name | Agency Total | % Agency | Credential Title | Cred Total | Subject | Subj Total |
|-------------|---|--------------|----------|---|------------|-----------------------------------|------------|
| | | | | | | Foundational-Level Math (Exam) | 1 |
| | | | | | | Mathematics | 1 |
| | | | | | | Music | 1 |
| | | | | | | Physical Education | 2 |
| | | | | | | Science: Biological Sciences | 1 |
| | | 501 | 95.98% | Fully Credentialed Teachers | | | |
| | LAS VIRGENES UNIFIED SCHOOL DISTRICT Total | 522 | | | | | |
| LOS ANGELES | LAWNDALE ELEMENTARY | 5 | 1.63% | EMERGENCY PERMITS | | | |
| | | | | Education Specialist Instruction Permit | 4 | | |
| | | | | | | Early Childhood Special Education | 1 |
| | | | | | | Mild/Moderate Disabilities | 3 |
| | | | | Single Subject Teaching Permit | 1 | | |
| | | | | | | Music | 1 |
| | | 301 | 98.37% | Fully Credentialed Teachers | | | |
| | LAWNDALE ELEMENTARY Total | 306 | | | | | |
| LOS ANGELES | LENNOX ELEMENTARY | 7 | 1.94% | UNIVERSITY INTERNSHIP CREDENTIALS | | | |
| | | | | Education Specialist Instruction Credential | 1 | | |
| | | | | | | Mild/Moderate Disabilities | 1 |
| | | | | Multiple Subject Teaching Credential | 4 | | |
| | | | | | | General Subjects | 3 |
| | | | | | | General Subjects (Examination) | 1 |
| | | | | Single Subject Teaching Credential | 2 | | |
| | | | | | | Mathematics (Examination) | 1 |
| | | | | | | Science: Biological Sciences | 1 |
| | | 1 | 0.28% | PRE-INTERNSHIP CERTIFICATES | | | |
| | | | | Pre-Intern Certificate / Single Subject | 1 | | |
| | | | | | | English | 1 |
| | | 13 | 3.61% | EMERGENCY PERMITS | | | |
| | | | | Education Specialist Instruction Permit | 6 | | |
| | | | | | | Mild/Moderate Disabilities | 6 |
| | | | | Multiple Subject Teaching Permit | 2 | | |
| | | | | | | General Subjects | 1 |
| | | | | | | General Subjects (Examination) | 1 |
| | | | | Single Subject Teaching Permit | 5 | | |
| | | | | | | Foreign Language: Spanish | 1 |
| | | | | | | Mathematics | 1 |
| | | | | | | Science: Biological Sciences | 1 |
| | | | | | | Science: Biological Sci (Exam) | 1 |
| | | | | | | Science: Chemistry | 1 |
| | | 1 | 0.28% | CREDENTIAL WAIVERS | | | |
| | | | | Education Specialist Instruction Credential | 1 | | |
| | | | | | | Mild/Moderate Disabilities | 1 |
| | | 338 | 93.89% | Fully Credentialed Teachers | | | |
| | LENNOX ELEMENTARY Total | 360 | | | | | |
| LOS ANGELES | LITTLE LAKE CITY ELEMENTARY SCHOOL DISTRICT | 5 | 2.16% | UNIVERSITY INTERNSHIP CREDENTIALS | | | |
| | | | | Education Specialist Instruction Credential | 3 | | |
| | | | | | | Mild/Moderate Disabilities | 3 |
| | | | | Multiple Subject Teaching Credential | 2 | | |
| | | | | | | General Subjects (Examination) | 2 |
| | | 1 | 0.43% | SPECIAL TEMPORARY CERTIFICATE | | | |
| | | | | Special Temporary Cert / Multiple Subject | 1 | | |
| | | | | | | General Subjects (Examination) | 1 |
| | | 5 | 2.16% | EMERGENCY PERMITS | | | |
| | | | | Education Specialist Instruction Permit | 3 | | |
| | | | | | | Deaf and Hard-of-Hearing | 1 |
| | | | | | | Mild/Moderate Disabilities | 2 |
| | | | | Multiple Subject Teaching Permit | 1 | | |
| | | | | | | General Subjects | 1 |
| | | | | Single Subject Teaching Permit | 1 | | |
| | | | | | | Social Science | 1 |
| | | 221 | 95.26% | Fully Credentialed Teachers | | | |
| | LITTLE LAKE CITY ELEMENTARY SCHOOL DISTRICT Total | 232 | | | | | |
| LOS ANGELES | LONG BEACH UNIFIED SCHOOL DISTRICT | 86 | 1.94% | UNIVERSITY INTERNSHIP CREDENTIALS | | | |
| | | | | Education Specialist Instruction Credential | 33 | | |

| County Name | Agency Name | Agency Total | % Agency | Credential Title | Cred Total | Subject | Subj Total |
|-------------|-------------|--------------|----------|---|------------|------------------------------------|------------|
| | | | | | | Early Childhood Special Education | 3 |
| | | | | | | Mild/Moderate Disabilities | 23 |
| | | | | Multiple Subject Teaching Credential | 17 | Moderate/Severe Disabilities | 7 |
| | | | | | | General Subjects | 1 |
| | | | | | | General Subjects (Examination) | 16 |
| | | | | Single Subject Teaching Credential | 36 | | |
| | | | | | | Art | 1 |
| | | | | | | English | 3 |
| | | | | | | English (Examination) | 7 |
| | | | | | | Foundational-Level Math (Exam) | 6 |
| | | | | | | Health Science | 1 |
| | | | | | | Health Science (Examination) | 2 |
| | | | | | | Mathematics | 4 |
| | | | | | | Mathematics (Examination) | 1 |
| | | | | | | Physical Education (Examination) | 2 |
| | | | | | | Science: Biological Sciences | 1 |
| | | | | | | Science: Biological Sci (Exam) | 4 |
| | | | | | | Science: Chemistry (Examination) | 1 |
| | | | | | | Social Science | 2 |
| | | | | | | Social Science (Examination) | 3 |
| | | 43 | 0.97% | SPECIAL TEMPORARY CERTIFICATE | | | |
| | | | | Special Temporary Cert / Ed. Specialist | 14 | | |
| | | | | | | Mild/Moderate Disabilities | 12 |
| | | | | | | Moderate/Severe Disabilities | 2 |
| | | | | Special Temporary Cert / Multiple Subject | 3 | | |
| | | | | | | General Subjects (Examination) | 3 |
| | | | | Special Temporary Cert / Single Subject | 26 | | |
| | | | | | | Art (Examination) | 1 |
| | | | | | | English (Examination) | 3 |
| | | | | | | Foreign Language: Spanish | 1 |
| | | | | | | Foundational-Level Math (Exam) | 7 |
| | | | | | | Industrial and Tech Educ (Exam) | 1 |
| | | | | | | Mathematics (Examination) | 1 |
| | | | | | | Music | 1 |
| | | | | | | Physical Education | 1 |
| | | | | | | Physical Education (Examination) | 1 |
| | | | | | | Science: Biological Sciences | 1 |
| | | | | | | Science: Biological Sci (Exam) | 3 |
| | | | | | | Science: Chemistry | 1 |
| | | | | | | Science: Chemistry (Examination) | 1 |
| | | | | | | Science: Geosciences (Examination) | 1 |
| | | | | | | Science: Physics (Examination) | 1 |
| | | | | | | Social Science (Examination) | 1 |
| | | 9 | 0.20% | PRE-INTERNSHIP CERTIFICATES | | | |
| | | | | Pre-Intern Certificate / Ed. Specialist | 1 | | |
| | | | | | | Mild/Moderate Disabilities | 1 |
| | | | | Pre-Intern Certificate / Multiple Subject | 1 | | |
| | | | | | | General Subjects | 1 |
| | | | | Pre-Intern Certificate / Single Subject | 7 | | |
| | | | | | | Art | 1 |
| | | | | | | English | 3 |
| | | | | | | Foundational-Level Mathematics | 1 |
| | | | | | | Music | 1 |
| | | | | | | Physical Education | 1 |
| | | 169 | 3.81% | EMERGENCY PERMITS | | | |
| | | | | Education Specialist Instruction Permit | 35 | | |
| | | | | | | Deaf and Hard-of-Hearing | 1 |
| | | | | | | Early Childhood Special Education | 3 |
| | | | | | | Mild/Moderate Disabilities | 23 |
| | | | | | | Moderate/Severe Disabilities | 7 |
| | | | | | | Physical and Health Impairments | 1 |
| | | | | Multiple Subject Teaching Permit | 58 | | |
| | | | | | | General Subjects | 38 |

| County Name | Agency Name | Agency Total | % Agency | Credential Title | Cred Total | Subject | Subj Total |
|-------------|--|--------------|----------|---|------------|----------------------------------|------------|
| | | | | | | General Subjects (Examination) | 20 |
| | | | | Single Subject Teaching Permit | 76 | | |
| | | | | | | Art | 2 |
| | | | | | | Business | 1 |
| | | | | | | English | 17 |
| | | | | | | English (Examination) | 3 |
| | | | | | | Foreign Lang: American Sign Lang | 1 |
| | | | | | | Foreign Language: French | 1 |
| | | | | | | Foreign Language: Japanese | 1 |
| | | | | | | Foreign Language: Spanish | 5 |
| | | | | | | Foundational-Level Math (Exam) | 1 |
| | | | | | | Industrial and Technology Educ | 2 |
| | | | | | | Mathematics | 19 |
| | | | | | | Mathematics (Examination) | 1 |
| | | | | | | Music | 4 |
| | | | | | | Physical Education | 8 |
| | | | | | | Science: Biological Sciences | 4 |
| | | | | | | Science: Biological Sci (Exam) | 3 |
| | | | | | | Science: Chemistry | 3 |
| | | | | | | Social Science | 9 |
| | | | | | | Social Science (Examination) | 1 |
| | | 20 | 0.45% | CREENTIAL WAIVERS | | | |
| | | | | Education Specialist Instruction Credential | 17 | | |
| | | | | | | Deaf and Hard-of-Hearing | 1 |
| | | | | | | Mild/Moderate Disabilities | 14 |
| | | | | | | Moderate/Severe Disabilities | 1 |
| | | | | | | Physical and Health Impairments | 1 |
| | | | | Single Subject Teaching Credential | 3 | | |
| | | | | | | Health Science (Examination) | 1 |
| | | | | | | Science: Biological Sciences | 2 |
| | | | | | | Science: Geosciences | 1 |
| | | 4103 | 92.62% | Fully Credentialed Teachers | | | |
| | LONG BEACH UNIFIED SCHOOL DISTRICT Total | 4430 | | | | | |
| LOS ANGELES | LOS ANGELES COUNTY OFFICE OF EDUCATION | 19 | | UNIVERSITY INTERNSHIP CREDENTIALS | | | |
| | | | | Education Specialist Instruction Credential | 1 | | |
| | | | | | | Deaf and Hard-of-Hearing | 1 |
| | | | | | | Mild/Moderate Disabilities | 3 |
| | | | | | | Moderate/Severe Disabilities | 8 |
| | | | | Education Specialist Instruction Credential | 11 | | |
| | | | | | | Deaf and Hard-of-Hearing | 1 |
| | | | | | | Mild/Moderate Disabilities | 3 |
| | | | | | | Moderate/Severe Disabilities | 8 |
| | | | | Multiple Subject Teaching Credential | 4 | | |
| | | | | | | General Subjects (Examination) | 4 |
| | | | | Single Subject Teaching Credential | 3 | | |
| | | | | | | Art (Examination) | 1 |
| | | | | | | Chemistry (Specialized) (Exam) | 1 |
| | | | | | | Mathematics | 1 |
| | | 1 | | DISTRICT INTERNSHIP CERTIFICATES | | | |
| | | | | District Intern Credential / Ed. Specialist | 1 | | |
| | | | | | | Mild/Moderate Disabilities | 1 |
| | | 14 | | SPECIAL TEMPORARY CERTIFICATE | | | |
| | | | | Special Temporary Cert / Ed. Specialist | 8 | | |
| | | | | | | Mild/Moderate Disabilities | 3 |
| | | | | | | Moderate/Severe Disabilities | 5 |
| | | | | Special Temporary Cert / Multiple Subject | 5 | | |
| | | | | | | General Subjects (Examination) | 5 |
| | | | | Special Temporary Cert / Single Subject | 1 | | |
| | | | | | | English | 1 |
| | | 41 | | EMERGENCY PERMITS | | | |
| | | | | Education Specialist Instruction Permit | 39 | | |
| | | | | | | Deaf and Hard-of-Hearing | 1 |
| | | | | | | Mild/Moderate Disabilities | 6 |
| | | | | | | Moderate/Severe Disabilities | 31 |

| County Name | Agency Name | Agency Total | % Agency | Credential Title | Cred Total | Subject | Subj Total |
|-------------|--|--------------|----------|---|------------|-------------------------------------|------------|
| | | | | | | Physical and Health Impairments | 1 |
| | | | | Multiple Subject Teaching Permit | 2 | | |
| | | 3 | | CREENTIAL WAIVERS | | General Subjects | 2 |
| | | | | Education Specialist Instruction Credential | 3 | | |
| | | | | | | Deaf and Hard-of-Hearing | 1 |
| | | | | | | Moderate/Severe Disabilities | 2 |
| | | 829 | 91.40% | Fully Credentialed Teachers | | | |
| | LOS ANGELES COUNTY OFFICE OF EDUCATION Total | 907 | | | | | |
| LOS ANGELES | LOS ANGELES UNIFIED | 712 | 2.02% | UNIVERSITY INTERNSHIP CREDENTIALS | | | |
| | | | | Education Specialist Instruction Credential | 238 | | |
| | | | | | | Deaf and Hard-of-Hearing | 2 |
| | | | | | | Early Childhood Special Education | 4 |
| | | | | | | Mild/Moderate Disabilities | 202 |
| | | | | | | Moderate/Severe Disabilities | 29 |
| | | | | | | Physical and Health Impairments | 1 |
| | | | | | | Visual Impairments | 2 |
| | | | | Multiple Subject Teaching Credential | 192 | | |
| | | | | | | General Subjects | 40 |
| | | | | | | General Subjects (Examination) | 152 |
| | | | | Single Subject Teaching Credential | 282 | | |
| | | | | | | Art | 5 |
| | | | | | | Biological Sci (Specialized) (Exam) | 1 |
| | | | | | | Business | 1 |
| | | | | | | Business (Examination) | 2 |
| | | | | | | English | 21 |
| | | | | | | English (Examination) | 54 |
| | | | | | | Foreign Language: Spanish | 4 |
| | | | | | | Foreign Language: Spanish (Exam) | 2 |
| | | | | | | Foundational-Level Math (Exam) | 37 |
| | | | | | | Health Science | 2 |
| | | | | | | Health Science (Examination) | 5 |
| | | | | | | Home Economics | 1 |
| | | | | | | Mathematics | 16 |
| | | | | | | Mathematics (Examination) | 28 |
| | | | | | | Music | 3 |
| | | | | | | Music (Examination) | 1 |
| | | | | | | Physical Education | 16 |
| | | | | | | Physical Education (Examination) | 6 |
| | | | | | | Science: Biological Sciences | 14 |
| | | | | | | Science: Biological Sci (Exam) | 31 |
| | | | | | | Science: Chemistry | 2 |
| | | | | | | Science: Chemistry (Examination) | 8 |
| | | | | | | Science: Geosciences (Examination) | 2 |
| | | | | | | Science: Physics | 1 |
| | | | | | | Science: Physics (Examination) | 1 |
| | | | | | | Social Science | 12 |
| | | | | | | Social Science (Examination) | 15 |
| | | 267 | 0.76% | DISTRICT INTERNSHIP CERTIFICATES | | | |
| | | | | District Intern Credential / Ed. Specialist | 94 | | |
| | | | | | | Mild/Moderate Disabilities | 94 |
| | | | | District Intern Credential / Multiple Subject | 69 | | |
| | | | | | | General Subjects | 1 |
| | | | | | | General Subjects | 2 |
| | | | | | | General Subjects (Examination) | 3 |
| | | | | | | General Subjects (Examination) | 5 |
| | | | | | | General Subjects (Examination) | 58 |
| | | | | District Intern Credential / Single Subject | 104 | | |
| | | | | | | English | 1 |
| | | | | | | English | 14 |
| | | | | | | English (Examination) | 8 |
| | | | | | | English (Examination) | 32 |
| | | | | | | Mathematics | 3 |

| County Name | Agency Name | Agency Total | % Agency | Credential Title | Cred Total | Subject | Subj Total |
|-------------|-------------|--------------|----------|---|------------|------------------------------------|------------|
| | | | | | | Mathematics | 6 |
| | | | | | | Mathematics (Examination) | 3 |
| | | | | | | Mathematics (Examination) | 11 |
| | | | | | | Science: Biological Sciences | 2 |
| | | | | | | Science: Biological Sci (Exam) | 1 |
| | | | | | | Science: Biological Sci (Exam) | 14 |
| | | | | | | Science: Chemistry | 1 |
| | | | | | | Science: Chemistry | 1 |
| | | | | | | Science: Chemistry (Examination) | 1 |
| | | | | | | Science: Geosciences (Examination) | 2 |
| | | | | | | Science: Physics (Examination) | 1 |
| | | | | | | Science: Physics (Examination) | 3 |
| | | 347 | 0.99% | SPECIAL TEMPORARY CERTIFICATE | | | |
| | | | | Special Temporary Cert / Ed. Specialist | 99 | | |
| | | | | | | Deaf and Hard-of-Hearing | 2 |
| | | | | | | Early Childhood Special Education | 4 |
| | | | | | | Mild/Moderate Disabilities | 78 |
| | | | | | | Moderate/Severe Disabilities | 14 |
| | | | | | | Visual Impairments | 1 |
| | | | | Special Temporary Cert / Multiple Subject | 94 | | |
| | | | | | | General Subjects | 16 |
| | | | | | | General Subjects (Examination) | 78 |
| | | | | Special Temporary Cert / Single Subject | 154 | | |
| | | | | | | Art (Examination) | 1 |
| | | | | | | Business | 1 |
| | | | | | | English | 10 |
| | | | | | | English (Examination) | 30 |
| | | | | | | Foreign Language: Spanish | 5 |
| | | | | | | Foundational-Level Mathematics | 1 |
| | | | | | | Foundational-Level Math (Exam) | 21 |
| | | | | | | Health Science | 1 |
| | | | | | | Health Science (Examination) | 1 |
| | | | | | | Industrial and Tech Educ (Exam) | 1 |
| | | | | | | Mathematics | 7 |
| | | | | | | Mathematics (Examination) | 14 |
| | | | | | | Music (Examination) | 3 |
| | | | | | | Physical Education | 11 |
| | | | | | | Physical Education (Examination) | 13 |
| | | | | | | Science: Biological Sciences | 2 |
| | | | | | | Science: Biological Sci (Exam) | 9 |
| | | | | | | Science: Physics | 1 |
| | | | | | | Science: Physics (Examination) | 1 |
| | | | | | | Social Science | 8 |
| | | | | | | Social Science (Examination) | 13 |
| | | 44 | 0.13% | PRE-INTERNSHIP CERTIFICATES | | | |
| | | | | Pre-Intern Certificate / Ed. Specialist | 26 | | |
| | | | | | | Mild/Moderate Disabilities | 20 |
| | | | | | | Moderate/Severe Disabilities | 7 |
| | | | | | | Physical and Health Impairments | 1 |
| | | | | Pre-Intern Certificate / Multiple Subject | 2 | | |
| | | | | | | General Subjects | 2 |
| | | | | Pre-Intern Certificate / Single Subject | 16 | | |
| | | | | | | Business | 1 |
| | | | | | | English | 1 |
| | | | | | | Foundational-Level Mathematics | 1 |
| | | | | | | Mathematics | 3 |
| | | | | | | Music | 1 |
| | | | | | | Physical Education | 6 |
| | | | | | | Physical Education (Examination) | 1 |
| | | | | | | Science: Biological Sciences | 2 |
| | | | | | | Science: Chemistry | 1 |
| | | 952 | 2.71% | EMERGENCY PERMITS | | | |
| | | | | Education Specialist Instruction Permit | 381 | | |
| | | | | | | Deaf and Hard-of-Hearing | 5 |

| County Name | Agency Name | Agency Total | % Agency | Credential Title | Cred Total | Subject | Subj Total |
|-------------|---|--------------|----------|---|------------|------------------------------------|------------|
| | | | | | | Early Childhood Special Education | 33 |
| | | | | | | Mild/Moderate Disabilities | 283 |
| | | | | | | Moderate/Severe Disabilities | 63 |
| | | | | | | Physical and Health Impairments | 8 |
| | | | | | | Visual Impairments | 2 |
| | | | | Multiple Subject Teaching Permit | 137 | | |
| | | | | | | General Subjects | 105 |
| | | | | Single Subject Teaching Permit | 434 | General Subjects (Examination) | 32 |
| | | | | | | Art | 4 |
| | | | | | | Business | 4 |
| | | | | | | Business (Examination) | 1 |
| | | | | | | English | 62 |
| | | | | | | English (Examination) | 19 |
| | | | | | | Foreign Language: French | 1 |
| | | | | | | Foreign Language: German | 1 |
| | | | | | | Foreign Language: Spanish | 10 |
| | | | | | | Foreign Language: Spanish (Exam) | 4 |
| | | | | | | Foundational-Level Math (Exam) | 12 |
| | | | | | | Health Science | 1 |
| | | | | | | Health Science (Examination) | 1 |
| | | | | | | Home Economics | 1 |
| | | | | | | Industrial and Technology Educ | 2 |
| | | | | | | Mathematics | 115 |
| | | | | | | Mathematics (Examination) | 17 |
| | | | | | | Music | 7 |
| | | | | | | Music (Examination) | 1 |
| | | | | | | Physical Education | 42 |
| | | | | | | Physical Education (Examination) | 1 |
| | | | | | | Science: Biological Sciences | 71 |
| | | | | | | Science: Biological Sci (Exam) | 9 |
| | | | | | | Science: Chemistry | 30 |
| | | | | | | Science: Chemistry (Examination) | 5 |
| | | | | | | Science: Geosciences | 4 |
| | | | | | | Science: Geosciences (Examination) | 2 |
| | | | | | | Science: Physics | 11 |
| | | | | | | Science: Physics (Examination) | 2 |
| | | | | | | Social Science | 19 |
| | | | | | | Social Science (Examination) | 7 |
| | | 40 | 0.11% | CREENTIAL WAIVERS | | | |
| | | | | Education Specialist Instruction Credential | 40 | | |
| | | | | | | Deaf and Hard-of-Hearing | 1 |
| | | | | | | Early Childhood Special Education | 3 |
| | | | | | | Mild/Moderate Disabilities | 34 |
| | | | | | | Moderate/Severe Disabilities | 3 |
| | | 32824 | 93.29% | Fully Credentialed Teachers | | | |
| | LOS ANGELES UNIFIED Total | 35186 | | | | | |
| LOS ANGELES | LOS NIETOS ELEMENTARY | 3 | 2.75% | UNIVERSITY INTERNSHIP CREDENTIALS | | | |
| | | | | Multiple Subject Teaching Credential | 3 | | |
| | | | | | | General Subjects | 1 |
| | | | | | | General Subjects (Examination) | 2 |
| | | 1 | 0.92% | EMERGENCY PERMITS | | | |
| | | | | Education Specialist Instruction Permit | 1 | | |
| | | | | | | Mild/Moderate Disabilities | 1 |
| | | 105 | 96.33% | Fully Credentialed Teachers | | | |
| | LOS NIETOS ELEMENTARY Total | 109 | | | | | |
| LOS ANGELES | LOWELL JOINT ELEMENTARY SCHOOL DISTRICT | 1 | 0.71% | DISTRICT INTERNSHIP CERTIFICATES | | | |
| | | | | District Intern Credential / Ed. Specialist | 1 | | |
| | | | | | | Mild/Moderate Disabilities | 1 |
| | | 7 | 5.00% | EMERGENCY PERMITS | | | |
| | | | | Education Specialist Instruction Permit | 4 | | |
| | | | | | | Mild/Moderate Disabilities | 4 |
| | | | | Multiple Subject Teaching Permit | 1 | | |
| | | | | | | General Subjects (Examination) | 1 |

| County Name | Agency Name | Agency Total | % Agency | Credential Title | Cred Total | Subject | Subj Total |
|-------------|---|--------------|----------|---|------------|-------------------------------------|------------|
| | | | | Single Subject Teaching Permit | 2 | | |
| | | | | | | English | 1 |
| | | | | | | Mathematics | 1 |
| | | 132 | 94.29% | Fully Credentialed Teachers | | | |
| | LOWELL JOINT ELEMENTARY SCHOOL DISTRICT Total | 140 | | | | | |
| LOS ANGELES | LYNWOOD UNIFIED SCHOOL DISTRICT | 58 | 7.90% | UNIVERSITY INTERNSHIP CREDENTIALS | | | |
| | | | | Education Specialist Instruction Credential | 1 | | |
| | | | | | | Mild/Moderate Disabilities | 1 |
| | | | | Multiple Subject Teaching Credential | 46 | | |
| | | | | | | General Subjects | 14 |
| | | | | | | General Subjects (Examination) | 32 |
| | | | | Single Subject Teaching Credential | 11 | | |
| | | | | | | Business | 1 |
| | | | | | | English (Examination) | 4 |
| | | | | | | Foreign Language: Spanish | 1 |
| | | | | | | Foundational-Level Math (Exam) | 1 |
| | | | | | | Mathematics | 1 |
| | | | | | | Physical Education (Examination) | 1 |
| | | | | | | Science: Biological Sci (Exam) | 1 |
| | | | | | | Social Science (Examination) | 1 |
| | | 4 | 0.54% | DISTRICT INTERNSHIP CERTIFICATES | | | |
| | | | | District Intern Credential / Ed. Specialist | 2 | | |
| | | | | | | Mild/Moderate Disabilities | 2 |
| | | | | District Intern Credential / Single Subject | 2 | | |
| | | | | | | English (Examination) | 1 |
| | | | | | | Mathematics (Examination) | 1 |
| | | 26 | 3.54% | SPECIAL TEMPORARY CERTIFICATE | | | |
| | | | | Special Temporary Cert / Ed. Specialist | 1 | | |
| | | | | | | Mild/Moderate Disabilities | 1 |
| | | | | Special Temporary Cert / Multiple Subject | 20 | | |
| | | | | | | General Subjects | 3 |
| | | | | | | General Subjects (Examination) | 17 |
| | | | | Special Temporary Cert / Single Subject | 5 | | |
| | | | | | | English (Examination) | 1 |
| | | | | | | Foundational-Level Math (Exam) | 1 |
| | | | | | | Physical Education (Examination) | 1 |
| | | | | | | Physics (Specialized) (Examination) | 1 |
| | | | | | | Social Science (Examination) | 1 |
| | | 16 | 2.18% | PRE-INTERNSHIP CERTIFICATES | | | |
| | | | | Pre-Intern Certificate / Ed. Specialist | 1 | | |
| | | | | | | Mild/Moderate Disabilities | 1 |
| | | | | Pre-Intern Certificate / Multiple Subject | 8 | | |
| | | | | | | General Subjects | 6 |
| | | | | | | General Subjects (Examination) | 2 |
| | | | | Pre-Intern Certificate / Single Subject | 7 | | |
| | | | | | | English | 3 |
| | | | | | | English (Examination) | 1 |
| | | | | | | Mathematics | 1 |
| | | | | | | Science: Biological Sciences | 1 |
| | | | | | | Social Science | 1 |
| | | 49 | 6.68% | EMERGENCY PERMITS | | | |
| | | | | Education Specialist Instruction Permit | 4 | | |
| | | | | | | Mild/Moderate Disabilities | 4 |
| | | | | Multiple Subject Teaching Permit | 22 | | |
| | | | | | | General Subjects | 19 |
| | | | | | | General Subjects (Examination) | 3 |
| | | | | Single Subject Teaching Permit | 23 | | |
| | | | | | | Art (Examination) | 1 |
| | | | | | | Business | 1 |
| | | | | | | English | 6 |
| | | | | | | English (Examination) | 2 |
| | | | | | | Foreign Language: Spanish | 2 |
| | | | | | | Health Science | 1 |
| | | | | | | Mathematics | 3 |

| County Name | Agency Name | Agency Total | % Agency | Credential Title | Cred Total | Subject | Subj Total |
|-------------|---|--------------|----------|---|------------|------------------------------------|------------|
| | | | | | | Physical Education | 5 |
| | | | | | | Social Science | 4 |
| | | 1 | 0.14% | CREENTIAL WAIVERS | | Social Science (Examination) | 1 |
| | | | | Education Specialist Instruction Credential | 1 | | |
| | | | | | | Mild/Moderate Disabilities | 1 |
| | | 580 | 79.02% | Fully Credentialed Teachers | | | |
| | LYNWOOD UNIFIED SCHOOL DISTRICT Total | 734 | | | | | |
| LOS ANGELES | MANHATTAN BEACH UNIFIED SCHOOL DISTRICT | 2 | 0.68% | UNIVERSITY INTERNSHIP CREDENTIALS | | | |
| | | | | Education Specialist Instruction Credential | 1 | | |
| | | | | | | Mild/Moderate Disabilities | 1 |
| | | | | Single Subject Teaching Credential | 1 | | |
| | | | | | | Science: Biological Sciences | 1 |
| | | 3 | 1.01% | SPECIAL TEMPORARY CERTIFICATE | | | |
| | | | | Special Temporary Cert / Single Subject | 3 | | |
| | | | | | | English | 1 |
| | | | | | | Foreign Language: Spanish | 1 |
| | | | | | | Foundational-Level Math (Exam) | 1 |
| | | 2 | 0.68% | EMERGENCY PERMITS | | | |
| | | | | Education Specialist Instruction Permit | 1 | | |
| | | | | | | Mild/Moderate Disabilities | 1 |
| | | | | Single Subject Teaching Permit | 1 | | |
| | | | | | | Foreign Language: Spanish | 1 |
| | | 289 | 97.64% | Fully Credentialed Teachers | | | |
| | MANHATTAN BEACH UNIFIED SCHOOL DISTRICT Total | 296 | | | | | |
| LOS ANGELES | MONROVIA UNIFIED SCHOOL DISTRICT | 15 | 4.89% | UNIVERSITY INTERNSHIP CREDENTIALS | | | |
| | | | | Education Specialist Instruction Credential | 3 | | |
| | | | | | | Mild/Moderate Disabilities | 3 |
| | | | | Multiple Subject Teaching Credential | 3 | | |
| | | | | | | General Subjects | 1 |
| | | | | | | General Subjects (Examination) | 2 |
| | | | | Single Subject Teaching Credential | 9 | | |
| | | | | | | English (Examination) | 1 |
| | | | | | | Foreign Language: Spanish (Exam) | 1 |
| | | | | | | Foundational-Level Math (Exam) | 3 |
| | | | | | | Mathematics | 2 |
| | | | | | | Science: Geosciences (Examination) | 1 |
| | | | | | | Social Science | 1 |
| | | 9 | 2.93% | EMERGENCY PERMITS | | | |
| | | | | Education Specialist Instruction Permit | 3 | | |
| | | | | | | Mild/Moderate Disabilities | 3 |
| | | | | Multiple Subject Teaching Permit | 2 | | |
| | | | | | | General Subjects | 1 |
| | | | | | | General Subjects (Examination) | 1 |
| | | | | Single Subject Teaching Permit | 4 | | |
| | | | | | | English (Examination) | 1 |
| | | | | | | Foreign Language: Spanish | 1 |
| | | | | | | Mathematics | 1 |
| | | | | | | Mathematics (Examination) | 1 |
| | | 283 | 92.18% | Fully Credentialed Teachers | | | |
| | MONROVIA UNIFIED SCHOOL DISTRICT Total | 307 | | | | | |
| LOS ANGELES | MONTEBELLO UNIFIED SCHOOL DISTRICT | 17 | 1.12% | UNIVERSITY INTERNSHIP CREDENTIALS | | | |
| | | | | Education Specialist Instruction Credential | 6 | | |
| | | | | | | Mild/Moderate Disabilities | 6 |
| | | | | Multiple Subject Teaching Credential | 3 | | |
| | | | | | | General Subjects (Examination) | 3 |
| | | | | Single Subject Teaching Credential | 8 | | |
| | | | | | | English | 1 |
| | | | | | | English (Examination) | 3 |
| | | | | | | Foundational-Level Math (Exam) | 1 |
| | | | | | | Mathematics (Examination) | 1 |
| | | | | | | Physical Education | 1 |
| | | | | | | Social Science (Examination) | 1 |
| | | 36 | 2.36% | SPECIAL TEMPORARY CERTIFICATE | | | |

| County Name | Agency Name | Agency Total | % Agency | Credential Title | Cred Total | Subject | Subj Total |
|-------------|--|--------------|----------|---|------------|-----------------------------------|------------|
| | | | | Special Temporary Cert / Multiple Subject | 22 | General Subjects | 2 |
| | | | | | | General Subjects (Examination) | 20 |
| | | | | Special Temporary Cert / Single Subject | 14 | English | 1 |
| | | | | | | English (Examination) | 2 |
| | | | | | | Foreign Language: Spanish | 1 |
| | | | | | | Foundational-Level Math (Exam) | 2 |
| | | | | | | Mathematics | 1 |
| | | | | | | Physical Education (Examination) | 1 |
| | | | | | | Science: Biological Sciences | 2 |
| | | | | | | Science: Biological Sci (Exam) | 1 |
| | | | | | | Social Science (Examination) | 3 |
| | | 73 | 4.79% | EMERGENCY PERMITS | | | |
| | | | | Education Specialist Instruction Permit | 15 | Mild/Moderate Disabilities | 15 |
| | | | | | | Moderate/Severe Disabilities | 1 |
| | | | | Multiple Subject Teaching Permit | 29 | General Subjects | 17 |
| | | | | | | General Subjects (Examination) | 12 |
| | | | | Single Subject Teaching Permit | 29 | English | 4 |
| | | | | | | Foundational-Level Math (Exam) | 1 |
| | | | | | | Mathematics | 6 |
| | | | | | | Mathematics (Examination) | 1 |
| | | | | | | Music | 1 |
| | | | | | | Physical Education | 5 |
| | | | | | | Physical Education (Examination) | 1 |
| | | | | | | Science: Biological Sciences | 8 |
| | | | | | | Science: Chemistry | 5 |
| | | | | | | Science: Physics | 3 |
| | | | | | | Social Science | 3 |
| | | 7 | 0.46% | CREDENTIAL WAIVERS | | | |
| | | | | Education Specialist Instruction Credential | 7 | Mild/Moderate Disabilities | 6 |
| | | | | | | Moderate/Severe Disabilities | 1 |
| | | 1391 | | Fully Credentialed Teachers | | | |
| | MONTEBELLO UNIFIED SCHOOL DISTRICT Total | 1524 | | | | | |
| LOS ANGELES | MOUNTAIN VIEW ELEMENTARY SCHOOL DISTRICT | 1 | 0.21% | UNIVERSITY INTERNSHIP CREDENTIALS | | | |
| | | | | Multiple Subject Teaching Credential | 1 | General Subjects (Examination) | 1 |
| | | 1 | 0.21% | EMERGENCY PERMITS | | | |
| | | | | Multiple Subject Teaching Permit | 1 | General Subjects | 1 |
| | | 472 | 99.58% | Fully Credentialed Teachers | | | |
| | MOUNTAIN VIEW ELEMENTARY SCHOOL DISTRICT Total | 474 | | | | | |
| LOS ANGELES | NEWHALL ELEMENTARY | 3 | 0.97% | UNIVERSITY INTERNSHIP CREDENTIALS | | | |
| | | | | Education Specialist Instruction Credential | 3 | Mild/Moderate Disabilities | 1 |
| | | | | | | Moderate/Severe Disabilities | 2 |
| | | 8 | 2.60% | EMERGENCY PERMITS | | | |
| | | | | Education Specialist Instruction Permit | 2 | Mild/Moderate Disabilities | 2 |
| | | | | Multiple Subject Teaching Permit | 5 | General Subjects | 2 |
| | | | | | | General Subjects (Examination) | 3 |
| | | | | Single Subject Teaching Permit | 1 | Music | 1 |
| | | 297 | 96.43% | Fully Credentialed Teachers | | | |
| | NEWHALL ELEMENTARY Total | 308 | | | | | |
| LOS ANGELES | NORWALK-LA MIRADA UNIFIED SCHOOL DISTRICT | 32 | 3.00% | UNIVERSITY INTERNSHIP CREDENTIALS | | | |
| | | | | Education Specialist Instruction Credential | 3 | Early Childhood Special Education | 1 |
| | | | | | | Mild/Moderate Disabilities | 2 |

| County Name | Agency Name | Agency Total | % Agency | Credential Title | Cred Total | Subject | Subj Total |
|-------------|---|--------------|----------|---|------------|-----------------------------------|------------|
| | | | | Multiple Subject Teaching Credential | 24 | | |
| | | | | | | General Subjects | 2 |
| | | | | | | General Subjects (Examination) | 22 |
| | | | | Single Subject Teaching Credential | 5 | | |
| | | | | | | Art (Examination) | 1 |
| | | | | | | English (Examination) | 1 |
| | | | | | | Science: Biological Sci (Exam) | 2 |
| | | | | | | Social Science (Examination) | 1 |
| | | 13 | 1.22% | SPECIAL TEMPORARY CERTIFICATE | | | |
| | | | | Special Temporary Cert / Ed. Specialist | 2 | | |
| | | | | | | Mild/Moderate Disabilities | 1 |
| | | | | | | Moderate/Severe Disabilities | 1 |
| | | | | Special Temporary Cert / Multiple Subject | 5 | | |
| | | | | | | General Subjects (Examination) | 5 |
| | | | | Special Temporary Cert / Single Subject | 6 | | |
| | | | | | | English (Examination) | 2 |
| | | | | | | Foreign Language: Spanish (Exam) | 1 |
| | | | | | | Mathematics (Examination) | 1 |
| | | | | | | Physical Education | 1 |
| | | | | | | Social Science | 1 |
| | | 2 | 0.19% | PRE-INTERNSHIP CERTIFICATES | | | |
| | | | | Pre-Intern Certificate / Ed. Specialist | 1 | | |
| | | | | | | Mild/Moderate Disabilities | 1 |
| | | | | Pre-Intern Certificate / Multiple Subject | 1 | | |
| | | | | | | General Subjects | 1 |
| | | 54 | 5.06% | EMERGENCY PERMITS | | | |
| | | | | Education Specialist Instruction Permit | 17 | | |
| | | | | | | Mild/Moderate Disabilities | 13 |
| | | | | | | Moderate/Severe Disabilities | 5 |
| | | | | Multiple Subject Teaching Permit | 21 | | |
| | | | | | | General Subjects | 17 |
| | | | | | | General Subjects (Examination) | 4 |
| | | | | Single Subject Teaching Permit | 16 | | |
| | | | | | | Art | 1 |
| | | | | | | English | 4 |
| | | | | | | English (Examination) | 1 |
| | | | | | | Foreign Language: Spanish | 1 |
| | | | | | | Mathematics | 3 |
| | | | | | | Physical Education | 2 |
| | | | | | | Science: Biological Sciences | 1 |
| | | | | | | Social Science | 2 |
| | | | | | | Social Science (Examination) | 1 |
| | | 6 | 0.56% | CREDENTIAL WAIVERS | | | |
| | | | | Education Specialist Instruction Credential | 6 | | |
| | | | | | | Deaf and Hard-of-Hearing | 1 |
| | | | | | | Early Childhood Special Education | 1 |
| | | | | | | Mild/Moderate Disabilities | 3 |
| | | | | | | Moderate/Severe Disabilities | 1 |
| | | 960 | 89.97% | Fully Credentialed Teachers | | | |
| | NORWALK-LA MIRADA UNIFIED SCHOOL DISTRICT Total | 1067 | | | | | |
| LOS ANGELES | PALMDALE ELEMENTARY SCHOOL DISTRICT | 53 | 5.67% | UNIVERSITY INTERNSHIP CREDENTIALS | | | |
| | | | | Education Specialist Instruction Credential | 19 | | |
| | | | | | | Mild/Moderate Disabilities | 15 |
| | | | | | | Moderate/Severe Disabilities | 4 |
| | | | | Multiple Subject Teaching Credential | 27 | | |
| | | | | | | General Subjects | 3 |
| | | | | | | General Subjects (Examination) | 24 |
| | | | | Single Subject Teaching Credential | 7 | | |
| | | | | | | English | 1 |
| | | | | | | English (Examination) | 1 |
| | | | | | | Foundational-Level Math (Exam) | 1 |
| | | | | | | Physical Education (Examination) | 2 |
| | | | | | | Science: Biological Sci (Exam) | 1 |
| | | | | | | Social Science (Examination) | 1 |

| County Name | Agency Name | Agency Total | % Agency | Credential Title | Cred Total | Subject | Subj Total |
|-------------|---|--------------|----------|---|------------|-----------------------------------|------------|
| | | 7 | 0.75% | SPECIAL TEMPORARY CERTIFICATE | | | |
| | | | | Special Temporary Cert / Ed. Specialist | 2 | | |
| | | | | Special Temporary Cert / Multiple Subject | 5 | Mild/Moderate Disabilities | 2 |
| | | | | | | General Subjects | 2 |
| | | | | | | General Subjects (Examination) | 3 |
| | | 3 | 0.32% | PRE-INTERNSHIP CERTIFICATES | | | |
| | | | | Pre-Intern Certificate / Ed. Specialist | 1 | | |
| | | | | Pre-Intern Certificate / Multiple Subject | 1 | Mild/Moderate Disabilities | 1 |
| | | | | Pre-Intern Certificate / Single Subject | 1 | General Subjects | 1 |
| | | | | | | Social Science | 1 |
| | | 16 | 1.71% | EMERGENCY PERMITS | | | |
| | | | | Education Specialist Instruction Permit | 13 | | |
| | | | | | | Early Childhood Special Education | 4 |
| | | | | | | Mild/Moderate Disabilities | 8 |
| | | | | | | Moderate/Severe Disabilities | 1 |
| | | | | Multiple Subject Teaching Permit | 1 | General Subjects | 1 |
| | | | | Single Subject Teaching Permit | 2 | | |
| | | | | | | Music | 1 |
| | | | | | | Social Science (Examination) | 1 |
| | | 4 | 0.43% | CREDENTIAL WAIVERS | | | |
| | | | | Education Specialist Instruction Credential | 4 | | |
| | | | | | | Early Childhood Special Education | 2 |
| | | | | | | Mild/Moderate Disabilities | 2 |
| | | 851 | 91.11% | Fully Credentialed Teachers | | | |
| | PALMDALE ELEMENTARY SCHOOL DISTRICT Total | 934 | | | | | |
| LOS ANGELES | PALOS VERDES PENINSULA UNIFIED | 13 | 2.40% | UNIVERSITY INTERNSHIP CREDENTIALS | | | |
| | | | | Education Specialist Instruction Credential | 8 | | |
| | | | | | | Early Childhood Special Education | 1 |
| | | | | | | Mild/Moderate Disabilities | 5 |
| | | | | | | Moderate/Severe Disabilities | 2 |
| | | | | Multiple Subject Teaching Credential | 1 | General Subjects | 1 |
| | | | | Single Subject Teaching Credential | 4 | | |
| | | | | | | English (Examination) | 1 |
| | | | | | | Foreign Language: Japanese (Exam) | 1 |
| | | | | | | Foreign Language: Spanish | 1 |
| | | | | | | Physical Education (Examination) | 1 |
| | | 2 | 0.37% | SPECIAL TEMPORARY CERTIFICATE | | | |
| | | | | Special Temporary Cert / Multiple Subject | 1 | | |
| | | | | Special Temporary Cert / Single Subject | 1 | General Subjects (Examination) | 1 |
| | | | | | | Foreign Language: Japanese (Exam) | 1 |
| | | 1 | 0.18% | PRE-INTERNSHIP CERTIFICATES | | | |
| | | | | Pre-Intern Certificate / Single Subject | 1 | | |
| | | | | | | English | 1 |
| | | 7 | 1.29% | EMERGENCY PERMITS | | | |
| | | | | Education Specialist Instruction Permit | 2 | | |
| | | | | | | Mild/Moderate Disabilities | 2 |
| | | | | Single Subject Teaching Permit | 5 | | |
| | | | | | | Art | 1 |
| | | | | | | English | 1 |
| | | | | | | English (Examination) | 1 |
| | | | | | | Foreign Language: German | 1 |
| | | | | | | Social Science (Examination) | 1 |
| | | 518 | 95.75% | Fully Credentialed Teachers | | | |
| | PALOS VERDES PENINSULA UNIFIED Total | 541 | | | | | |
| LOS ANGELES | PARAMOUNT UNIFIED SCHOOL DISTRICT | 15 | 1.87% | UNIVERSITY INTERNSHIP CREDENTIALS | | | |
| | | | | Education Specialist Instruction Credential | 6 | | |
| | | | | | | Mild/Moderate Disabilities | 4 |
| | | | | | | Moderate/Severe Disabilities | 2 |

| County Name | Agency Name | Agency Total | % Agency | Credential Title | Cred Total | Subject | Subj Total |
|-------------|---|--------------|----------|---|------------|--------------------------------|------------|
| | | | | Multiple Subject Teaching Credential | 8 | | |
| | | | | | | General Subjects | 2 |
| | | | | | | General Subjects (Examination) | 6 |
| | | | | Single Subject Teaching Credential | 1 | | |
| | | | | | | English | 1 |
| | | 14 | 1.74% | SPECIAL TEMPORARY CERTIFICATE | | | |
| | | | | Special Temporary Cert / Ed. Specialist | 2 | | |
| | | | | | | Mild/Moderate Disabilities | 2 |
| | | | | | | Moderate/Severe Disabilities | 1 |
| | | | | Special Temporary Cert / Multiple Subject | 9 | | |
| | | | | | | General Subjects (Examination) | 9 |
| | | | | Special Temporary Cert / Single Subject | 3 | | |
| | | | | | | English (Examination) | 1 |
| | | | | | | Foundational-Level Math (Exam) | 1 |
| | | | | | | Social Science (Examination) | 1 |
| | | 37 | 4.60% | EMERGENCY PERMITS | | | |
| | | | | Education Specialist Instruction Permit | 12 | | |
| | | | | | | Mild/Moderate Disabilities | 10 |
| | | | | | | Moderate/Severe Disabilities | 2 |
| | | | | Multiple Subject Teaching Permit | 15 | | |
| | | | | | | General Subjects | 10 |
| | | | | | | General Subjects (Examination) | 5 |
| | | | | Single Subject Teaching Permit | 10 | | |
| | | | | | | Business | 1 |
| | | | | | | Foreign Language: French | 1 |
| | | | | | | Mathematics | 6 |
| | | | | | | Physical Education | 1 |
| | | | | | | Social Science | 1 |
| | | 2 | 0.25% | CREDENTIAL WAIVERS | | | |
| | | | | Education Specialist Instruction Credential | 1 | | |
| | | | | | | Mild/Moderate Disabilities | 1 |
| | | | | Single Subject Teaching Credential | 1 | | |
| | | | | | | Music | 1 |
| | | 736 | 91.54% | Fully Credentialed Teachers | | | |
| | PARAMOUNT UNIFIED SCHOOL DISTRICT Total | 804 | | | | | |
| LOS ANGELES | PASADENA UNIFIED SCHOOL DISTRICT | 49 | 4.46% | UNIVERSITY INTERNSHIP CREDENTIALS | | | |
| | | | | Education Specialist Instruction Credential | 17 | | |
| | | | | | | Mild/Moderate Disabilities | 11 |
| | | | | | | Moderate/Severe Disabilities | 6 |
| | | | | Multiple Subject Teaching Credential | 15 | | |
| | | | | | | General Subjects | 3 |
| | | | | | | General Subjects (Examination) | 12 |
| | | | | Single Subject Teaching Credential | 17 | | |
| | | | | | | Art | 1 |
| | | | | | | Business (Examination) | 1 |
| | | | | | | English | 2 |
| | | | | | | English (Examination) | 2 |
| | | | | | | Foundational-Level Math (Exam) | 3 |
| | | | | | | Mathematics (Examination) | 2 |
| | | | | | | Science: Biological Sci (Exam) | 1 |
| | | | | | | Science: Physics (Examination) | 1 |
| | | | | | | Social Science | 1 |
| | | | | | | Social Science (Examination) | 3 |
| | | 9 | 0.82% | SPECIAL TEMPORARY CERTIFICATE | | | |
| | | | | Special Temporary Cert / Ed. Specialist | 2 | | |
| | | | | | | Mild/Moderate Disabilities | 2 |
| | | | | Special Temporary Cert / Multiple Subject | 6 | | |
| | | | | | | General Subjects (Examination) | 6 |
| | | | | Special Temporary Cert / Single Subject | 1 | | |
| | | | | | | English (Examination) | 1 |
| | | 7 | 0.64% | PRE-INTERNSHIP CERTIFICATES | | | |
| | | | | Pre-Intern Certificate / Ed. Specialist | 4 | | |
| | | | | | | Mild/Moderate Disabilities | 2 |
| | | | | | | Moderate/Severe Disabilities | 2 |

| County Name | Agency Name | Agency Total | % Agency | Credential Title | Cred Total | Subject | Subj Total |
|-------------|--|--------------|----------|---|------------|-------------------------------------|------------|
| | | | | Pre-Intern Certificate / Single Subject | 3 | | |
| | | | | | | English | 2 |
| | | | | | | Physical Education | 1 |
| | | 75 | 6.83% | EMERGENCY PERMITS | | | |
| | | | | Education Specialist Instruction Permit | 14 | | |
| | | | | | | Early Childhood Special Education | 1 |
| | | | | | | Mild/Moderate Disabilities | 11 |
| | | | | | | Moderate/Severe Disabilities | 2 |
| | | | | Multiple Subject Teaching Permit | 23 | | |
| | | | | | | General Subjects | 16 |
| | | | | | | General Subjects (Examination) | 7 |
| | | | | Single Subject Teaching Permit | 38 | | |
| | | | | | | Art | 2 |
| | | | | | | English | 6 |
| | | | | | | English (Examination) | 1 |
| | | | | | | Foreign Language: Spanish | 4 |
| | | | | | | Mathematics | 8 |
| | | | | | | Music | 2 |
| | | | | | | Physical Education | 4 |
| | | | | | | Physical Education (Examination) | 1 |
| | | | | | | Science: Biological Sciences | 2 |
| | | | | | | Science: Biological Sci (Exam) | 1 |
| | | | | | | Science: Chemistry | 2 |
| | | | | | | Science: Physics | 1 |
| | | | | | | Social Science | 9 |
| | | 6 | 0.55% | CREDENTIAL WAIVERS | | | |
| | | | | Education Specialist Instruction Credential | 5 | | |
| | | | | | | Early Childhood Special Education | 1 |
| | | | | | | Mild/Moderate Disabilities | 1 |
| | | | | | | Moderate/Severe Disabilities | 3 |
| | | | | Single Subject Teaching Credential | 1 | | |
| | | | | | | Science: Biological Sciences | 1 |
| | | 952 | 86.70% | Fully Credentialed Teachers | | | |
| | PASADENA UNIFIED SCHOOL DISTRICT Total | 1098 | | | | | |
| LOS ANGELES | POMONA UNIFIED SCHOOL DISTRICT | 57 | 3.78% | UNIVERSITY INTERNSHIP CREDENTIALS | | | |
| | | | | Education Specialist Instruction Credential | 26 | | |
| | | | | | | Early Childhood Special Education | 2 |
| | | | | | | Mild/Moderate Disabilities | 17 |
| | | | | | | Moderate/Severe Disabilities | 7 |
| | | | | Multiple Subject Teaching Credential | 8 | | |
| | | | | | | General Subjects | 1 |
| | | | | | | General Subjects (Examination) | 7 |
| | | | | Single Subject Teaching Credential | 23 | | |
| | | | | | | Biological Sci (Specialized) (Exam) | 2 |
| | | | | | | English | 5 |
| | | | | | | English (Examination) | 1 |
| | | | | | | Foundational-Level Math (Exam) | 6 |
| | | | | | | Health Science | 1 |
| | | | | | | Mathematics | 3 |
| | | | | | | Mathematics (Examination) | 1 |
| | | | | | | Music (Examination) | 1 |
| | | | | | | Physical Education | 2 |
| | | | | | | Science: Biological Sci (Exam) | 1 |
| | | 2 | 0.13% | SPECIAL TEMPORARY CERTIFICATE | | | |
| | | | | Special Temporary Cert / Ed. Specialist | 1 | | |
| | | | | | | Moderate/Severe Disabilities | 1 |
| | | | | Special Temporary Cert / Single Subject | 1 | | |
| | | | | | | Mathematics (Examination) | 1 |
| | | 2 | 0.13% | PRE-INTERNSHIP CERTIFICATES | | | |
| | | | | Pre-Intern Certificate | 1 | | |
| | | | | | | Geosciences (Specialized) | 1 |
| | | | | Pre-Intern Certificate / Ed. Specialist | 1 | | |
| | | | | | | Mild/Moderate Disabilities | 1 |
| | | 33 | 2.19% | EMERGENCY PERMITS | | | |

| County Name | Agency Name | Agency Total | % Agency | Credential Title | Cred Total | Subject | Subj Total |
|-------------|---|--------------|----------|---|------------|--------------------------------|------------|
| | | | | Multiple Subject Teaching Permit | 14 | | |
| | | | | | | General Subjects | 9 |
| | | | | | | General Subjects (Examination) | 5 |
| | | | | Single Subject Teaching Permit | 19 | | |
| | | | | | | English | 3 |
| | | | | | | Foreign Language: Spanish | 1 |
| | | | | | | Mathematics | 6 |
| | | | | | | Mathematics (Examination) | 1 |
| | | | | | | Physical Education | 1 |
| | | | | | | Science: Biological Sciences | 5 |
| | | | | | | Science: Chemistry | 1 |
| | | | | | | Science: Physics | 1 |
| | | | | | | Social Science | 3 |
| | | 1412 | 93.76% | Fully Credentialed Teachers | | | |
| | POMONA UNIFIED SCHOOL DISTRICT Total | 1506 | | | | | |
| LOS ANGELES | REDONDO BEACH UNIFIED SCHOOL DISTRICT | 1 | 0.27% | UNIVERSITY INTERNSHIP CREDENTIALS | | | |
| | | | | Multiple Subject Teaching Credential | 1 | | |
| | | 5 | 1.33% | EMERGENCY PERMITS | | General Subjects (Examination) | 1 |
| | | | | Education Specialist Instruction Permit | 3 | | |
| | | | | | | Mild/Moderate Disabilities | 3 |
| | | | | Multiple Subject Teaching Permit | 2 | | |
| | | | | | | General Subjects (Examination) | 2 |
| | | 370 | 98.40% | Fully Credentialed Teachers | | | |
| | REDONDO BEACH UNIFIED SCHOOL DISTRICT Total | 376 | | | | | |
| LOS ANGELES | ROSEMEAD ELEMENTARY | 1 | 0.68% | UNIVERSITY INTERNSHIP CREDENTIALS | | | |
| | | | | Single Subject Teaching Credential | 1 | | |
| | | 1 | 0.68% | SPECIAL TEMPORARY CERTIFICATE | | Mathematics | 1 |
| | | | | Special Temporary Cert / Multiple Subject | 1 | | |
| | | | | | | General Subjects (Examination) | 1 |
| | | 1 | 0.68% | EMERGENCY PERMITS | | | |
| | | | | Single Subject Teaching Permit | 1 | | |
| | | | | | | Mathematics (Examination) | 1 |
| | | 145 | 97.97% | Fully Credentialed Teachers | | | |
| | ROSEMEAD ELEMENTARY Total | 148 | | | | | |
| LOS ANGELES | ROWLAND UNIFIED SCHOOL DISTRICT | 15 | 1.85% | UNIVERSITY INTERNSHIP CREDENTIALS | | | |
| | | | | Education Specialist Instruction Credential | 4 | | |
| | | | | | | Mild/Moderate Disabilities | 4 |
| | | | | Multiple Subject Teaching Credential | 6 | | |
| | | | | | | General Subjects (Examination) | 6 |
| | | | | Single Subject Teaching Credential | 5 | | |
| | | | | | | English | 1 |
| | | | | | | English (Examination) | 2 |
| | | | | | | Foundational-Level Math (Exam) | 1 |
| | | | | | | Science: Biological Sci (Exam) | 1 |
| | | 36 | 4.45% | EMERGENCY PERMITS | | | |
| | | | | Education Specialist Instruction Permit | 14 | | |
| | | | | | | Mild/Moderate Disabilities | 5 |
| | | | | | | Moderate/Severe Disabilities | 9 |
| | | | | Multiple Subject Teaching Permit | 4 | | |
| | | | | | | General Subjects | 3 |
| | | | | | | General Subjects (Examination) | 1 |
| | | | | Single Subject Teaching Permit | 18 | | |
| | | | | | | Art | 2 |
| | | | | | | Foreign Language: Spanish | 4 |
| | | | | | | Mathematics | 5 |
| | | | | | | Music | 2 |
| | | | | | | Physical Education | 2 |
| | | | | | | Science: Biological Sciences | 3 |
| | | | | | | Science: Geosciences | 2 |
| | | 10 | 1.24% | CREDENTIAL WAIVERS | | | |
| | | | | Education Specialist Instruction Credential | 9 | | |
| | | | | | | Mild/Moderate Disabilities | 1 |

| County Name | Agency Name | Agency Total | % Agency | Credential Title | Cred Total | Subject | Subj Total |
|-------------|---|--------------|----------|---|------------|-----------------------------------|------------|
| | | | | | | Moderate/Severe Disabilities | 8 |
| | | | | Single Subject Teaching Credential | 1 | | |
| | | 748 | 92.46% | Fully Credentialed Teachers | | Science: Geosciences | 1 |
| | ROWLAND UNIFIED SCHOOL DISTRICT Total | 809 | | | | | |
| LOS ANGELES | SAN GABRIEL UNIFIED | 5 | 1.72% | UNIVERSITY INTERNSHIP CREDENTIALS | | | |
| | | | | Education Specialist Instruction Credential | 1 | Mild/Moderate Disabilities | 1 |
| | | | | Multiple Subject Teaching Credential | 1 | General Subjects (Examination) | 1 |
| | | | | Single Subject Teaching Credential | 3 | English (Examination) | 1 |
| | | | | | | Foundational-Level Math (Exam) | 1 |
| | | | | | | Science: Chemistry | 1 |
| | | 1 | 0.34% | SPECIAL TEMPORARY CERTIFICATE | | | |
| | | | | Special Temporary Cert / Multiple Subject | 1 | General Subjects | 1 |
| | | 14 | 4.81% | EMERGENCY PERMITS | | | |
| | | | | Education Specialist Instruction Permit | 6 | Early Childhood Special Education | 2 |
| | | | | | | Mild/Moderate Disabilities | 4 |
| | | | | Multiple Subject Teaching Permit | 3 | General Subjects | 2 |
| | | | | | | General Subjects (Examination) | 1 |
| | | | | Single Subject Teaching Permit | 5 | Art | 1 |
| | | | | | | English | 1 |
| | | | | | | Mathematics (Examination) | 1 |
| | | | | | | Music | 1 |
| | | | | | | Social Science (Examination) | 1 |
| | | 271 | 93.13% | Fully Credentialed Teachers | | | |
| | SAN GABRIEL UNIFIED Total | 291 | | | | | |
| LOS ANGELES | SAN MARINO UNIFIED SCHOOL DISTRICT | 1 | 0.64% | UNIVERSITY INTERNSHIP CREDENTIALS | | | |
| | | | | Single Subject Teaching Credential | 1 | Science: Physics (Examination) | 1 |
| | | 5 | 3.18% | EMERGENCY PERMITS | | | |
| | | | | Education Specialist Instruction Permit | 2 | Mild/Moderate Disabilities | 2 |
| | | | | Single Subject Teaching Permit | 3 | English (Examination) | 1 |
| | | | | | | Music | 1 |
| | | | | | | Science: Chemistry | 1 |
| | | | | | | Science: Geosciences | 1 |
| | SAN MARINO UNIFIED SCHOOL DISTRICT Total | 151 | 96.18% | Fully Credentialed Teachers | | | |
| | | 157 | | | | | |
| LOS ANGELES | SANTA MONICA-MALIBU UNIFIED SCHOOL DISTRICT | 2 | 0.34% | UNIVERSITY INTERNSHIP CREDENTIALS | | | |
| | | | | Education Specialist Instruction Credential | 2 | Mild/Moderate Disabilities | 1 |
| | | | | | | Moderate/Severe Disabilities | 1 |
| | | 3 | 0.51% | SPECIAL TEMPORARY CERTIFICATE | | | |
| | | | | Special Temporary Cert / Ed. Specialist | 1 | | |
| | | | | | | Mild/Moderate Disabilities | 1 |
| | | | | Special Temporary Cert / Single Subject | 2 | Foreign Language: Spanish (Exam) | 1 |
| | | | | | | Social Science (Examination) | 1 |
| | | 17 | 2.88% | EMERGENCY PERMITS | | | |
| | | | | Education Specialist Instruction Permit | 10 | Mild/Moderate Disabilities | 5 |
| | | | | | | Moderate/Severe Disabilities | 5 |
| | | | | Multiple Subject Teaching Permit | 2 | General Subjects | 2 |
| | | | | Single Subject Teaching Permit | 5 | Foreign Language: Spanish | 1 |
| | | | | | | Mathematics | 1 |

| County Name | Agency Name | Agency Total | % Agency | Credential Title | Cred Total | Subject | Subj Total |
|-------------|---|--------------|----------|---|------------|-------------------------------------|------------|
| | | | | | | Music | 1 |
| | | | | | | Science: Biological Sciences | 1 |
| | | 2 | 0.34% | CREDENTIAL WAIVERS | | Science: Biological Sci (Exam) | 1 |
| | | | | Single Subject Teaching Credential | 2 | | |
| | | | | | | Foreign Language: Spanish | 1 |
| | | | | | | Mathematics | 1 |
| | SANTA MONICA-MALIBU UNIFIED SCHOOL DISTRICT Total | 567 | 95.94% | Fully Credentialed Teachers | | | |
| LOS ANGELES | SAUGUS UNION ELEMENTARY SCHOOL DISTRICT | 1 | 0.20% | UNIVERSITY INTERNSHIP CREDENTIALS | | | |
| | | | | Multiple Subject Teaching Credential | 1 | | |
| | | | | | | General Subjects (Examination) | 1 |
| | | 12 | 2.42% | EMERGENCY PERMITS | | | |
| | | | | Education Specialist Instruction Permit | 2 | | |
| | | | | | | Mild/Moderate Disabilities | 2 |
| | | | | Multiple Subject Teaching Permit | 10 | | |
| | | | | | | General Subjects | 3 |
| | | | | | | General Subjects (Examination) | 7 |
| | SAUGUS UNION ELEMENTARY SCHOOL DISTRICT Total | 482 | 97.37% | Fully Credentialed Teachers | | | |
| LOS ANGELES | SOUTH WHITTIER ELEMENTARY SCHOOL DISTRICT | 2 | 1.00% | UNIVERSITY INTERNSHIP CREDENTIALS | | | |
| | | | | Education Specialist Instruction Credential | 2 | | |
| | | | | | | Mild/Moderate Disabilities | 2 |
| | | 1 | 0.50% | EMERGENCY PERMITS | | | |
| | | | | Education Specialist Instruction Permit | 1 | | |
| | | | | | | Mild/Moderate Disabilities | 1 |
| | SOUTH WHITTIER ELEMENTARY SCHOOL DISTRICT Total | 197 | 98.50% | Fully Credentialed Teachers | | | |
| LOS ANGELES | SULPHUR SPRINGS UNION ELEMENTARY SCHOOL DIST | 2 | 0.74% | UNIVERSITY INTERNSHIP CREDENTIALS | | | |
| | | | | Education Specialist Instruction Credential | 1 | | |
| | | | | | | Mild/Moderate Disabilities | 1 |
| | | | | Multiple Subject Teaching Credential | 1 | | |
| | | | | | | General Subjects | 1 |
| | | 5 | 1.85% | EMERGENCY PERMITS | | | |
| | | | | Education Specialist Instruction Permit | 1 | | |
| | | | | | | Mild/Moderate Disabilities | 1 |
| | | | | Multiple Subject Teaching Permit | 3 | | |
| | | | | | | General Subjects | 3 |
| | | | | Single Subject Teaching Permit | 1 | | |
| | | | | | | Physical Education | 1 |
| | SULPHUR SPRINGS UNION ELEM SCHOOL DIST Total | 264 | 97.42% | Fully Credentialed Teachers | | | |
| LOS ANGELES | TEMPLE CITY UNIFIED SCHOOL DISTRICT | 5 | 1.94% | UNIVERSITY INTERNSHIP CREDENTIALS | | | |
| | | | | Education Specialist Instruction Credential | 1 | | |
| | | | | | | Mild/Moderate Disabilities | 1 |
| | | | | Multiple Subject Teaching Credential | 2 | | |
| | | | | | | General Subjects | 1 |
| | | | | | | General Subjects (Examination) | 1 |
| | | | | Single Subject Teaching Credential | 2 | | |
| | | | | | | Art (Examination) | 1 |
| | | | | | | Biological Sci (Specialized) (Exam) | 1 |
| | | 4 | 1.55% | SPECIAL TEMPORARY CERTIFICATE | | | |
| | | | | Special Temporary Cert / Ed. Specialist | 1 | | |
| | | | | | | Mild/Moderate Disabilities | 1 |
| | | | | Special Temporary Cert / Single Subject | 3 | | |
| | | | | | | Chemistry (Specialized) (Exam) | 1 |
| | | | | | | English (Examination) | 1 |
| | | | | | | Foundational-Level Math (Exam) | 1 |
| | | 8 | 3.10% | EMERGENCY PERMITS | | | |
| | | | | Education Specialist Instruction Permit | 2 | | |
| | | | | | | Mild/Moderate Disabilities | 1 |
| | | | | | | Visual Impairments | 1 |
| | | | | Multiple Subject Teaching Permit | 2 | | |
| | | | | | | General Subjects | 1 |

| County Name | Agency Name | Agency Total | % Agency | Credential Title | Cred Total | Subject | Subj Total |
|-------------|---|--------------|----------|---|------------|-----------------------------------|------------|
| | | | | | | General Subjects (Examination) | 1 |
| | | | | Single Subject Teaching Permit | 4 | | |
| | | | | | | English | 1 |
| | | | | | | Physical Education | 2 |
| | | | | | | Social Science | 2 |
| | | 241 | 93.41% | Fully Credentialed Teachers | | | |
| | TEMPLE CITY UNIFIED SCHOOL DISTRICT Total | 258 | | | | | |
| LOS ANGELES | TORRANCE UNIFIED SCHOOL DISTRICT | 19 | 1.64% | UNIVERSITY INTERNSHIP CREDENTIALS | | | |
| | | | | Education Specialist Instruction Credential | 10 | | |
| | | | | | | Early Childhood Special Education | 1 |
| | | | | | | Mild/Moderate Disabilities | 7 |
| | | | | | | Moderate/Severe Disabilities | 2 |
| | | | | Single Subject Teaching Credential | 9 | | |
| | | | | | | Business (Examination) | 1 |
| | | | | | | Foreign Language: Spanish (Exam) | 1 |
| | | | | | | Foundational-Level Math (Exam) | 1 |
| | | | | | | Mathematics | 1 |
| | | | | | | Mathematics (Examination) | 2 |
| | | | | | | Music | 1 |
| | | | | | | Physical Education | 1 |
| | | | | | | Science: Biological Sci (Exam) | 1 |
| | | 6 | 0.52% | PRE-INTERNSHIP CERTIFICATES | | | |
| | | | | Pre-Intern Certificate / Ed. Specialist | 3 | | |
| | | | | | | Mild/Moderate Disabilities | 3 |
| | | | | Pre-Intern Certificate / Single Subject | 3 | | |
| | | | | | | Foreign Language: Spanish | 1 |
| | | | | | | Mathematics | 1 |
| | | | | | | Music | 1 |
| | | 60 | 5.18% | EMERGENCY PERMITS | | | |
| | | | | Education Specialist Instruction Permit | 35 | | |
| | | | | | | Early Childhood Special Education | 7 |
| | | | | | | Mild/Moderate Disabilities | 21 |
| | | | | | | Moderate/Severe Disabilities | 7 |
| | | | | Multiple Subject Teaching Permit | 1 | | |
| | | | | | | General Subjects (Examination) | 1 |
| | | | | Single Subject Teaching Permit | 24 | | |
| | | | | | | English | 1 |
| | | | | | | Foreign Language: Japanese (Exam) | 2 |
| | | | | | | Health Science | 1 |
| | | | | | | Mathematics | 7 |
| | | | | | | Mathematics (Examination) | 2 |
| | | | | | | Music | 1 |
| | | | | | | Physical Education | 4 |
| | | | | | | Science: Biological Sciences | 4 |
| | | | | | | Science: Biological Sci (Exam) | 2 |
| | | | | | | Science: Chemistry | 3 |
| | | | | | | Science: Chemistry (Examination) | 1 |
| | | | | | | Social Science | 1 |
| | | 1 | 0.09% | CREDENTIAL WAIVERS | | | |
| | | | | Education Specialist Instruction Credential | 1 | | |
| | | | | | | Mild/Moderate Disabilities | 1 |
| | | 1073 | 92.58% | Fully Credentialed Teachers | | | |
| | TORRANCE UNIFIED SCHOOL DISTRICT Total | 1159 | | | | | |
| LOS ANGELES | VALLE LINDO SCHOOL DISTRICT | 1 | 1.75% | UNIVERSITY INTERNSHIP CREDENTIALS | | | |
| | | | | Multiple Subject Teaching Credential | 1 | | |
| | | | | | | General Subjects (Examination) | 1 |
| | | 3 | 5.26% | EMERGENCY PERMITS | | | |
| | | | | Multiple Subject Teaching Permit | 3 | | |
| | | | | | | General Subjects | 3 |
| | | 53 | 92.98% | Fully Credentialed Teachers | | | |
| | VALLE LINDO SCHOOL DISTRICT Total | 57 | | | | | |
| LOS ANGELES | WALNUT VALLEY UNIFIED SCHOOL DISTRICT | 6 | 0.92% | UNIVERSITY INTERNSHIP CREDENTIALS | | | |
| | | | | Education Specialist Instruction Credential | 2 | | |
| | | | | | | Mild/Moderate Disabilities | 1 |

| County Name | Agency Name | Agency Total | % Agency | Credential Title | Cred Total | Subject | Subj Total |
|-------------|---|--------------|----------|--|------------|------------------------------------|------------|
| | | | | | | Moderate/Severe Disabilities | 1 |
| | | | | Single Subject Teaching Credential | 4 | | |
| | | | | | | English | 1 |
| | | | | | | English (Examination) | 3 |
| | | 1 | 0.15% | SPECIAL TEMPORARY CERTIFICATE Special Temporary Cert / Ed. Specialist | 1 | | |
| | | | | | | Mild/Moderate Disabilities | 1 |
| | | 7 | 1.07% | EMERGENCY PERMITS Education Specialist Instruction Permit | 4 | | |
| | | | | | | Mild/Moderate Disabilities | 4 |
| | | | | Single Subject Teaching Permit | 3 | | |
| | | | | | | Art | 1 |
| | | | | | | Industrial and Technology Educ | 1 |
| | | | | | | Science: Biological Sciences | 1 |
| | | 639 | 97.86% | Fully Credentialed Teachers | | | |
| | WALNUT VALLEY UNIFIED SCHOOL DISTRICT Total | 653 | | | | | |
| LOS ANGELES | WEST COVINA UNIFIED SCHOOL DISTRICT | 25 | 5.41% | UNIVERSITY INTERNSHIP CREDENTIALS | | | |
| | | | | Education Specialist Instruction Credential | 4 | | |
| | | | | | | Mild/Moderate Disabilities | 4 |
| | | | | Multiple Subject Teaching Credential | 6 | | |
| | | | | | | General Subjects | 2 |
| | | | | | | General Subjects (Examination) | 4 |
| | | | | Single Subject Teaching Credential | 15 | | |
| | | | | | | English | 2 |
| | | | | | | English (Examination) | 1 |
| | | | | | | Foundational-Level Math (Exam) | 3 |
| | | | | | | Mathematics | 4 |
| | | | | | | Physical Education | 2 |
| | | | | | | Science: Biological Sci (Exam) | 1 |
| | | | | | | Science: Chemistry | 1 |
| | | | | | | Science: Physics (Examination) | 1 |
| | | | | | | Social Science (Examination) | 1 |
| | | 5 | 1.08% | EMERGENCY PERMITS Multiple Subject Teaching Permit | 4 | | |
| | | | | | | General Subjects | 2 |
| | | | | | | General Subjects (Examination) | 2 |
| | | | | Single Subject Teaching Permit | 1 | | |
| | | | | | | English | 1 |
| | WEST COVINA UNIFIED SCHOOL DISTRICT Total | 432 | 93.51% | Fully Credentialed Teachers | | | |
| | 462 | | | | | | |
| LOS ANGELES | WESTSIDE UNION ELEMENTARY SCHOOL DISTRICT | 10 | 2.85% | UNIVERSITY INTERNSHIP CREDENTIALS | | | |
| | | | | Education Specialist Instruction Credential | 3 | | |
| | | | | | | Mild/Moderate Disabilities | 2 |
| | | | | | | Moderate/Severe Disabilities | 1 |
| | | | | Multiple Subject Teaching Credential | 3 | | |
| | | | | | | General Subjects (Examination) | 3 |
| | | | | Single Subject Teaching Credential | 4 | | |
| | | | | | | Home Economics | 1 |
| | | | | | | Science: Chemistry (Examination) | 2 |
| | | | | | | Science: Geosciences (Examination) | 1 |
| | | 11 | 3.13% | EMERGENCY PERMITS Education Specialist Instruction Permit | 8 | | |
| | | | | | | Mild/Moderate Disabilities | 7 |
| | | | | | | Moderate/Severe Disabilities | 1 |
| | | | | Multiple Subject Teaching Permit | 2 | | |
| | | | | | | General Subjects | 1 |
| | | | | | | General Subjects (Examination) | 1 |
| | | | | Single Subject Teaching Permit | 1 | | |
| | | | | | | Physical Education (Examination) | 1 |
| | | 1 | 0.28% | CREDENTIAL WAIVERS Education Specialist Instruction Credential | 1 | | |
| | | | | | | Mild/Moderate Disabilities | 1 |
| | | 329 | 93.73% | Fully Credentialed Teachers | | | |
| | WESTSIDE UNION ELEMENTARY SCHOOL DISTRICT Total | 351 | | | | | |

| County Name | Agency Name | Agency Total | % Agency | Credential Title | Cred Total | Subject | Subj Total |
|-------------|-------------------------------------|--------------|----------|---|------------|----------------------------------|------------|
| LOS ANGELES | WHITTIER CITY SCHOOL DISTRICT | 11 | 3.29% | UNIVERSITY INTERNSHIP CREDENTIALS | | | |
| | | | | Education Specialist Instruction Credential | 1 | | |
| | | | | | | Moderate/Severe Disabilities | 1 |
| | | | | Multiple Subject Teaching Credential | 8 | | |
| | | | | | | General Subjects | 1 |
| | | | | | | General Subjects (Examination) | 7 |
| | | | | Single Subject Teaching Credential | 2 | | |
| | | | | | | English (Examination) | 2 |
| | | 5 | 1.50% | SPECIAL TEMPORARY CERTIFICATE | | | |
| | | | | Special Temporary Cert / Ed. Specialist | 1 | | |
| | | | | | | Mild/Moderate Disabilities | 1 |
| | | | | Special Temporary Cert / Multiple Subject | 4 | | |
| | | | | | | General Subjects | 1 |
| | | | | | | General Subjects (Examination) | 3 |
| | | 6 | 1.80% | EMERGENCY PERMITS | | | |
| | | | | Education Specialist Instruction Permit | 3 | | |
| | | | | | | Moderate/Severe Disabilities | 3 |
| | | | | Multiple Subject Teaching Permit | 3 | | |
| | | | | | | General Subjects | 3 |
| | | 1 | 0.30% | CREDENTIAL WAIVERS | | | |
| | | | | Education Specialist Instruction Credential | 1 | | |
| | | | | | | Moderate/Severe Disabilities | 1 |
| | | 311 | 93.11% | Fully Credentialed Teachers | | | |
| | WHITTIER CITY SCHOOL DISTRICT Total | 334 | | | | | |
| LOS ANGELES | WHITTIER UNION HIGH SCHOOL DISTRICT | 21 | 4.11% | UNIVERSITY INTERNSHIP CREDENTIALS | | | |
| | | | | Education Specialist Instruction Credential | 7 | | |
| | | | | | | Mild/Moderate Disabilities | 6 |
| | | | | | | Moderate/Severe Disabilities | 1 |
| | | | | Single Subject Teaching Credential | 14 | | |
| | | | | | | English | 4 |
| | | | | | | English (Examination) | 2 |
| | | | | | | Foreign Language: Spanish (Exam) | 1 |
| | | | | | | Foundational-Level Math (Exam) | 1 |
| | | | | | | Mathematics | 2 |
| | | | | | | Mathematics (Examination) | 1 |
| | | | | | | Science: Biological Sci (Exam) | 1 |
| | | | | | | Science: Chemistry (Examination) | 2 |
| | | 16 | 3.13% | SPECIAL TEMPORARY CERTIFICATE | | | |
| | | | | Special Temporary Cert / Ed. Specialist | 3 | | |
| | | | | | | Mild/Moderate Disabilities | 1 |
| | | | | | | Moderate/Severe Disabilities | 2 |
| | | | | Special Temporary Cert / Single Subject | 13 | | |
| | | | | | | Art (Examination) | 1 |
| | | | | | | English | 2 |
| | | | | | | English (Examination) | 2 |
| | | | | | | Foreign Language: Spanish | 1 |
| | | | | | | Foreign Language: Spanish (Exam) | 1 |
| | | | | | | Foundational-Level Math (Exam) | 2 |
| | | | | | | Music | 1 |
| | | | | | | Science: Biological Sci (Exam) | 2 |
| | | | | | | Social Science | 1 |
| | | 32 | 6.26% | EMERGENCY PERMITS | | | |
| | | | | Education Specialist Instruction Permit | 7 | | |
| | | | | | | Deaf and Hard-of-Hearing | 1 |
| | | | | | | Mild/Moderate Disabilities | 5 |
| | | | | | | Moderate/Severe Disabilities | 4 |
| | | | | Single Subject Teaching Permit | 25 | | |
| | | | | | | Art | 2 |
| | | | | | | Business | 2 |
| | | | | | | Business (Examination) | 1 |
| | | | | | | English | 9 |
| | | | | | | English (Examination) | 1 |
| | | | | | | Foreign Language: Spanish | 1 |
| | | | | | | Foreign Language: Spanish (Exam) | 1 |

| County Name | Agency Name | Agency Total | % Agency | Credential Title | Cred Total | Subject | Subj Total |
|-------------|--|--------------|----------|---|------------|------------------------------------|------------|
| | | | | | | Foundational-Level Math (Exam) | 1 |
| | | | | | | Mathematics | 4 |
| | | | | | | Mathematics (Examination) | 1 |
| | | | | | | Music | 1 |
| | | | | | | Physical Education | 3 |
| | | | | | | Science: Biological Sciences | 2 |
| | | | | | | Social Science | 9 |
| | | 3 | 0.59% | CREDENTIAL WAIVERS | | | |
| | | | | Education Specialist Instruction Credential | 3 | | |
| | | | | | | Mild/Moderate Disabilities | 2 |
| | | | | | | Moderate/Severe Disabilities | 1 |
| | | 439 | 85.91% | Fully Credentialed Teachers | | | |
| | WHITTIER UNION HIGH SCHOOL DISTRICT Total | 511 | | | | | |
| LOS ANGELES | WILLIAM S. HART UNION HIGH SCHOOL DISTRICT | 12 | 1.35% | UNIVERSITY INTERNSHIP CREDENTIALS | | | |
| | | | | Education Specialist Instruction Credential | 2 | | |
| | | | | | | Mild/Moderate Disabilities | 2 |
| | | | | Multiple Subject Teaching Credential | 1 | | |
| | | | | | | General Subjects (Examination) | 1 |
| | | | | Single Subject Teaching Credential | 9 | | |
| | | | | | | English | 1 |
| | | | | | | English (Examination) | 3 |
| | | | | | | Foundational-Level Math (Exam) | 2 |
| | | | | | | Mathematics | 1 |
| | | | | | | Science: Biological Sci (Exam) | 1 |
| | | | | | | Science: Chemistry (Examination) | 1 |
| | | | | | | Science: Geosciences (Examination) | 1 |
| | | 4 | 0.45% | SPECIAL TEMPORARY CERTIFICATE | | | |
| | | | | Special Temporary Cert / Ed. Specialist | 4 | | |
| | | | | | | Mild/Moderate Disabilities | 4 |
| | | 1 | 0.11% | PRE-INTERNSHIP CERTIFICATES | | | |
| | | | | Pre-Intern Certificate / Ed. Specialist | 1 | | |
| | | | | | | Mild/Moderate Disabilities | 1 |
| | | 37 | 4.16% | EMERGENCY PERMITS | | | |
| | | | | Education Specialist Instruction Permit | 14 | | |
| | | | | | | Deaf and Hard-of-Hearing | 1 |
| | | | | | | Mild/Moderate Disabilities | 9 |
| | | | | | | Moderate/Severe Disabilities | 3 |
| | | | | | | Physical and Health Impairments | 1 |
| | | | | Single Subject Teaching Permit | 23 | | |
| | | | | | | Business | 1 |
| | | | | | | English | 5 |
| | | | | | | English (Examination) | 2 |
| | | | | | | Foreign Language: Spanish | 2 |
| | | | | | | Mathematics | 2 |
| | | | | | | Mathematics (Examination) | 1 |
| | | | | | | Music | 1 |
| | | | | | | Physical Education | 3 |
| | | | | | | Science: Biological Sciences | 3 |
| | | | | | | Science: Biological Sci (Exam) | 2 |
| | | | | | | Social Science | 1 |
| | | 836 | 93.93% | Fully Credentialed Teachers | | | |
| | WILLIAM S. HART UNION HIGH SCHOOL DISTRICT Total | 890 | | | | | |
| LOS ANGELES | WILSONA SCHOOL DISTRICT | 15 | 15.63% | EMERGENCY PERMITS | | | |
| | | | | Education Specialist Instruction Permit | 4 | | |
| | | | | | | Mild/Moderate Disabilities | 3 |
| | | | | | | Moderate/Severe Disabilities | 1 |
| | | | | Multiple Subject Teaching Permit | 11 | | |
| | | | | | | General Subjects | 7 |
| | | | | | | General Subjects (Examination) | 4 |
| | | 81 | 84.38% | Fully Credentialed Teachers | | | |
| | WILSONA SCHOOL DISTRICT Total | 96 | | | | | |
| MADERA | CHAWANAKEE UNIFIED SCHOOL DISTRICT | 1 | | UNIVERSITY INTERNSHIP CREDENTIALS | | | |
| | | | | Multiple Subject Teaching Credential | 1 | | |
| | | | | | | General Subjects (Examination) | 1 |

| County Name | Agency Name | Agency Total | % Agency | Credential Title | Cred Total | Subject | Subj Total |
|-------------|---|--------------|----------|---|------------|-----------------------------------|------------|
| | | 1 | | EMERGENCY PERMITS | | | |
| | | | | Single Subject Teaching Permit | 1 | | |
| | | | | | | Art | 1 |
| | | | | | | Foreign Language: French (Exam) | 1 |
| MADERA | CHAWANAKEE UNIFIED SCHOOL DISTRICT Total | 2 | | | | | |
| | CHOWCHILLA ELEMENTARY | 1 | 1.08% | UNIVERSITY INTERNSHIP CREDENTIALS | | | |
| | | | | Single Subject Teaching Credential | 1 | | |
| | | | | | | Science: Biological Sci (Exam) | 1 |
| | | 2 | 2.15% | SPECIAL TEMPORARY CERTIFICATE | | | |
| | | | | Special Temporary Cert / Ed. Specialist | 2 | | |
| | | | | | | Mild/Moderate Disabilities | 2 |
| | | 3 | 3.23% | EMERGENCY PERMITS | | | |
| | | | | Education Specialist Instruction Permit | 1 | | |
| | | | | | | Mild/Moderate Disabilities | 1 |
| | | | | Multiple Subject Teaching Permit | 1 | | |
| | | | | | | General Subjects (Examination) | 1 |
| | | | | Single Subject Teaching Permit | 1 | | |
| | | | | | | Agriculture | 1 |
| | | 87 | 93.55% | Fully Credentialed Teachers | | | |
| | CHOWCHILLA ELEMENTARY Total | 93 | | | | | |
| MADERA | CHOWCHILLA UNION HIGH SCHOOL DISTRICT | 4 | 10.53% | UNIVERSITY INTERNSHIP CREDENTIALS | | | |
| | | | | Multiple Subject Teaching Credential | 1 | | |
| | | | | | | General Subjects | 1 |
| | | | | Single Subject Teaching Credential | 3 | | |
| | | | | | | English (Examination) | 1 |
| | | | | | | Mathematics | 2 |
| | | | | | | Social Science (Examination) | 1 |
| | | 1 | 2.63% | EMERGENCY PERMITS | | | |
| | | | | Single Subject Teaching Permit | 1 | | |
| | | | | | | Mathematics | 1 |
| | | 33 | 86.84% | Fully Credentialed Teachers | | | |
| | CHOWCHILLA UNION HIGH SCHOOL DISTRICT Total | 38 | | | | | |
| MADERA | COARSEGOLD UNION SCHOOL DISTRICT | 1 | 1.96% | SPECIAL TEMPORARY CERTIFICATE | | | |
| | | | | Special Temporary Cert / Multiple Subject | 1 | | |
| | | | | | | General Subjects (Examination) | 1 |
| | | 2 | 3.92% | EMERGENCY PERMITS | | | |
| | | | | Education Specialist Instruction Permit | 2 | | |
| | | | | | | Mild/Moderate Disabilities | 2 |
| | | 48 | 94.12% | Fully Credentialed Teachers | | | |
| | COARSEGOLD UNION SCHOOL DISTRICT Total | 51 | | | | | |
| MADERA | GOLDEN VALLEY UNIFIED SCHOOL DISTRICT | 1 | 1.56% | SPECIAL TEMPORARY CERTIFICATE | | | |
| | | | | Special Temporary Cert / Ed. Specialist | 1 | | |
| | | | | | | Mild/Moderate Disabilities | 1 |
| | | 2 | 3.13% | EMERGENCY PERMITS | | | |
| | | | | Education Specialist Instruction Permit | 1 | | |
| | | | | | | Mild/Moderate Disabilities | 1 |
| | | | | Single Subject Teaching Permit | 1 | | |
| | | | | | | Science: Biological Sci (Exam) | 1 |
| | | 61 | 95.31% | Fully Credentialed Teachers | | | |
| | GOLDEN VALLEY UNIFIED SCHOOL DISTRICT Total | 64 | | | | | |
| MADERA | MADERA COUNTY OFFICE OF EDUCATION | 2 | 3.77% | UNIVERSITY INTERNSHIP CREDENTIALS | | | |
| | | | | Education Specialist Instruction Credential | 1 | | |
| | | | | | | Moderate/Severe Disabilities | 1 |
| | | | | Multiple Subject Teaching Credential | 1 | | |
| | | | | | | General Subjects | 1 |
| | | 4 | 7.55% | SPECIAL TEMPORARY CERTIFICATE | | | |
| | | | | Special Temporary Cert / Ed. Specialist | 4 | | |
| | | | | | | Mild/Moderate Disabilities | 2 |
| | | | | | | Moderate/Severe Disabilities | 3 |
| | | 12 | 22.64% | EMERGENCY PERMITS | | | |
| | | | | Education Specialist Instruction Permit | 11 | | |
| | | | | | | Deaf and Hard-of-Hearing | 2 |
| | | | | | | Early Childhood Special Education | 5 |
| | | | | | | Mild/Moderate Disabilities | 2 |

| County Name | Agency Name | Agency Total | % Agency | Credential Title | Cred Total | Subject | Subj Total |
|-------------|---|--------------|----------|---|------------|----------------------------------|------------|
| | | | | | | Moderate/Severe Disabilities | 1 |
| | | | | | | Visual Impairments | 1 |
| | | | | Multiple Subject Teaching Permit | 1 | | |
| | | 1 | 1.89% | CREDENTIAL WAIVERS | | General Subjects | 1 |
| | | | | Education Specialist Instruction Credential | 1 | | |
| | | | | | | Moderate/Severe Disabilities | 1 |
| | MADERA COUNTY OFFICE OF EDUCATION Total | 34 | 64.15% | Fully Credentialed Teachers | | | |
| MADERA | MADERA UNIFIED SCHOOL DISTRICT | 53 | | | | | |
| | | 4 | 0.50% | UNIVERSITY INTERNSHIP CREDENTIALS | | | |
| | | | | Education Specialist Instruction Credential | 2 | | |
| | | | | | | Mild/Moderate Disabilities | 2 |
| | | | | Single Subject Teaching Credential | 2 | | |
| | | | | | | Foreign Language: French | 1 |
| | | 3 | 0.38% | SPECIAL TEMPORARY CERTIFICATE | | Science: Chemistry (Examination) | 1 |
| | | | | Special Temporary Cert / Ed. Specialist | 2 | | |
| | | | | | | Mild/Moderate Disabilities | 2 |
| | | | | Special Temporary Cert / Single Subject | 1 | | |
| | | | | | | Physical Education (Examination) | 1 |
| | | 1 | 0.13% | PRE-INTERNSHIP CERTIFICATES | | | |
| | | | | Pre-Intern Certificate / Ed. Specialist | 1 | | |
| | | | | | | Mild/Moderate Disabilities | 1 |
| | | 18 | 2.25% | EMERGENCY PERMITS | | | |
| | | | | Education Specialist Instruction Permit | 10 | | |
| | | | | | | Mild/Moderate Disabilities | 10 |
| | | | | Multiple Subject Teaching Permit | 3 | | |
| | | | | | | General Subjects (Examination) | 3 |
| | | | | Single Subject Teaching Permit | 5 | | |
| | | | | | | English | 1 |
| | | | | | | Mathematics | 1 |
| | | | | | | Physical Education | 2 |
| | | | | | | Social Science | 1 |
| | | 773 | 96.75% | Fully Credentialed Teachers | | | |
| | MADERA UNIFIED SCHOOL DISTRICT Total | 799 | | | | | |
| MADERA | YOSEMITE UNION HIGH | 1 | 1.67% | SPECIAL TEMPORARY CERTIFICATE | | | |
| | | | | Special Temporary Cert / Single Subject | 1 | | |
| | | | | | | Social Science (Examination) | 1 |
| | | 1 | 1.67% | EMERGENCY PERMITS | | | |
| | | | | Education Specialist Instruction Permit | 1 | | |
| | | | | | | Mild/Moderate Disabilities | 1 |
| | YOSEMITE UNION HIGH Total | 58 | 96.67% | Fully Credentialed Teachers | | | |
| | MARIN | 60 | | | | | |
| | DIXIE ELEMENTARY SCHOOL DISTRICT | 1 | 1.04% | EMERGENCY PERMITS | | | |
| | | | | Single Subject Teaching Permit | 1 | | |
| | | | | | | Music | 1 |
| | | 95 | 98.96% | Fully Credentialed Teachers | | | |
| | DIXIE ELEMENTARY SCHOOL DISTRICT Total | 96 | | | | | |
| MARIN | LARKSPUR ELEMENTARY | 2 | 3.28% | UNIVERSITY INTERNSHIP CREDENTIALS | | | |
| | | | | Education Specialist Instruction Credential | 2 | | |
| | | | | | | Mild/Moderate Disabilities | 2 |
| | | 59 | 96.72% | Fully Credentialed Teachers | | | |
| | LARKSPUR ELEMENTARY Total | 61 | | | | | |
| MARIN | MARIN COUNTY OFFICE OF EDUCATION | 2 | 4.26% | UNIVERSITY INTERNSHIP CREDENTIALS | | | |
| | | | | Education Specialist Instruction Credential | 1 | | |
| | | | | | | Mild/Moderate Disabilities | 1 |
| | | | | Single Subject Teaching Credential | 1 | | |
| | | | | | | Music (Examination) | 1 |
| | | 4 | 8.51% | EMERGENCY PERMITS | | | |
| | | | | Education Specialist Instruction Permit | 4 | | |
| | | | | | | Mild/Moderate Disabilities | 1 |
| | | | | | | Moderate/Severe Disabilities | 2 |
| | | | | | | Physical and Health Impairments | 1 |
| | | 41 | 87.23% | Fully Credentialed Teachers | | | |

| County Name | Agency Name | Agency Total | % Agency | Credential Title | Cred Total | Subject | Subj Total |
|-------------|--|--------------|----------|---|------------|-----------------------------------|------------|
| | MARIN COUNTY OFFICE OF EDUCATION Total | 47 | | | | | |
| MARIN | MILL VALLEY ELEMENTARY SCHOOL DISTRICT | 1 | 0.79% | UNIVERSITY INTERNSHIP CREDENTIALS | | | |
| | | | | Single Subject Teaching Credential | 1 | | |
| | | | | | | Music | 1 |
| | | 126 | 99.21% | Fully Credentialed Teachers | | | |
| | MILL VALLEY ELEMENTARY SCHOOL DISTRICT Total | 127 | | | | | |
| MARIN | NOVATO UNIFIED SCHOOL DISTRICT | 9 | 2.45% | UNIVERSITY INTERNSHIP CREDENTIALS | | | |
| | | | | Education Specialist Instruction Credential | 3 | | |
| | | | | | | Mild/Moderate Disabilities | 3 |
| | | | | Multiple Subject Teaching Credential | 2 | | |
| | | | | | | General Subjects (Examination) | 2 |
| | | | | Single Subject Teaching Credential | 4 | | |
| | | | | | | Foundational-Level Math (Exam) | 2 |
| | | | | | | Mathematics | 1 |
| | | | | | | Science: Physics (Examination) | 1 |
| | | 6 | 1.63% | EMERGENCY PERMITS | | | |
| | | | | Education Specialist Instruction Permit | 1 | | |
| | | | | | | Mild/Moderate Disabilities | 1 |
| | | | | Multiple Subject Teaching Permit | 1 | | |
| | | | | | | General Subjects | 1 |
| | | | | Single Subject Teaching Permit | 4 | | |
| | | | | | | Art | 1 |
| | | | | | | Mathematics | 2 |
| | | | | | | Science: Biological Sciences | 1 |
| | | 352 | 95.91% | Fully Credentialed Teachers | | | |
| | NOVATO UNIFIED SCHOOL DISTRICT Total | 367 | | | | | |
| MARIN | REED UNION ELEMENTARY | 1 | 1.45% | EMERGENCY PERMITS | | | |
| | | | | Single Subject Teaching Permit | 1 | | |
| | | | | | | Foreign Language: Spanish | 1 |
| | | 68 | 98.55% | Fully Credentialed Teachers | | | |
| | REED UNION ELEMENTARY Total | 69 | | | | | |
| MARIN | ROSS VALLEY SCHOOL DISTRICT | 1 | 1.04% | UNIVERSITY INTERNSHIP CREDENTIALS | | | |
| | | | | Education Specialist Instruction Credential | 1 | | |
| | | | | | | Mild/Moderate Disabilities | 1 |
| | | 95 | 98.96% | Fully Credentialed Teachers | | | |
| | ROSS VALLEY SCHOOL DISTRICT Total | 96 | | | | | |
| MARIN | SAN RAFAEL CITY ELEMENTARY SCHOOL DISTRICT | 1 | 0.55% | UNIVERSITY INTERNSHIP CREDENTIALS | | | |
| | | | | Education Specialist Instruction Credential | 1 | | |
| | | | | | | Mild/Moderate Disabilities | 1 |
| | | 182 | 99.45% | Fully Credentialed Teachers | | | |
| | SAN RAFAEL CITY ELEMENTARY SCHOOL DISTRICT Total | 183 | | | | | |
| MARIN | SAN RAFAEL CITY HIGH | 2 | 1.90% | EMERGENCY PERMITS | | | |
| | | | | Single Subject Teaching Permit | 2 | | |
| | | | | | | Foreign Language: Spanish | 1 |
| | | | | | | Mathematics | 1 |
| | | 103 | 98.10% | Fully Credentialed Teachers | | | |
| | SAN RAFAEL CITY HIGH Total | 105 | | | | | |
| MARIN | TAMALPAIS UNION HIGH SCHOOL DISTRICT | 1 | 0.46% | UNIVERSITY INTERNSHIP CREDENTIALS | | | |
| | | | | Single Subject Teaching Credential | 1 | | |
| | | | | | | Social Science (Examination) | 1 |
| | | 1 | 0.46% | EMERGENCY PERMITS | | | |
| | | | | Single Subject Teaching Permit | 1 | | |
| | | | | | | Foreign Language: French | 1 |
| | | | | | | Foreign Language: Spanish | 1 |
| | | 215 | 99.08% | Fully Credentialed Teachers | | | |
| | TAMALPAIS UNION HIGH SCHOOL DISTRICT Total | 217 | | | | | |
| MARIPOSA | MARIPOSA COUNTY UNIFIED SCHOOL DISTRICT | 2 | 1.55% | EMERGENCY PERMITS | | | |
| | | | | Education Specialist Instruction Permit | 2 | | |
| | | | | | | Early Childhood Special Education | 1 |
| | | | | | | Mild/Moderate Disabilities | 1 |
| | | 127 | 98.45% | Fully Credentialed Teachers | | | |
| | MARIPOSA COUNTY UNIFIED SCHOOL DISTRICT Total | 129 | | | | | |
| MENDOCINO | MENDOCINO COUNTY OFFICE OF EDUCATION | 1 | 4.17% | PRE-INTERNSHIP CERTIFICATES | | | |
| | | | | Pre-Intern Certificate / Single Subject | 1 | | |

| County Name | Agency Name | Agency Total | % Agency | Credential Title | Cred Total | Subject | Subj Total |
|-------------|--|--------------|----------|---|------------|-----------------------------------|------------|
| | | | | | | Mathematics | 1 |
| | | 23 | 95.83% | Fully Credentialed Teachers | | | |
| | MENDOCINO COUNTY OFFICE OF EDUCATION Total | 24 | | | | | |
| MENDOCINO | POTTER VALLEY COMMUNITY UNIFIED | 1 | 4.35% | EMERGENCY PERMITS | | | |
| | | | | Single Subject Teaching Permit | 1 | | |
| | | | | | | English | 1 |
| | | 22 | 95.65% | Fully Credentialed Teachers | | | |
| | POTTER VALLEY COMMUNITY UNIFIED Total | 23 | | | | | |
| MENDOCINO | ROUND VALLEY UNIFIED SCHOOL DISTRICT | 1 | 3.13% | UNIVERSITY INTERNSHIP CREDENTIALS | | | |
| | | | | Education Specialist Instruction Credential | 1 | | |
| | | | | | | Mild/Moderate Disabilities | 1 |
| | | 1 | 3.13% | PRE-INTERNSHIP CERTIFICATES | | | |
| | | | | Pre-Intern Certificate / Single Subject | 1 | | |
| | | | | | | Physical Education | 1 |
| | | 30 | 93.75% | Fully Credentialed Teachers | | | |
| | ROUND VALLEY UNIFIED SCHOOL DISTRICT Total | 32 | | | | | |
| MENDOCINO | UKIAH UNIFIED | 4 | 1.14% | UNIVERSITY INTERNSHIP CREDENTIALS | | | |
| | | | | Education Specialist Instruction Credential | 1 | | |
| | | | | | | Mild/Moderate Disabilities | 1 |
| | | | | Multiple Subject Teaching Credential | 2 | | |
| | | | | | | General Subjects (Examination) | 2 |
| | | | | Single Subject Teaching Credential | 1 | | |
| | | | | | | Physical Education (Examination) | 1 |
| | | 4 | 1.14% | EMERGENCY PERMITS | | | |
| | | | | Education Specialist Instruction Permit | 2 | | |
| | | | | | | Early Childhood Special Education | 1 |
| | | | | | | Mild/Moderate Disabilities | 1 |
| | | | | Single Subject Teaching Permit | 2 | | |
| | | | | | | Mathematics | 1 |
| | | | | | | Science: Biological Sciences | 1 |
| | | | | | | Science: Geosciences | 1 |
| | | 344 | 97.73% | Fully Credentialed Teachers | | | |
| | UKIAH UNIFIED Total | 352 | | | | | |
| MENDOCINO | WILLITS UNIFIED SCHOOL DISTRICT | 2 | 1.71% | UNIVERSITY INTERNSHIP CREDENTIALS | | | |
| | | | | Education Specialist Instruction Credential | 2 | | |
| | | | | | | Moderate/Severe Disabilities | 2 |
| | | 1 | 0.85% | EMERGENCY PERMITS | | | |
| | | | | Single Subject Teaching Permit | 1 | | |
| | | | | | | Social Science | 1 |
| | | 114 | 97.44% | Fully Credentialed Teachers | | | |
| | WILLITS UNIFIED SCHOOL DISTRICT Total | 117 | | | | | |
| MERCED | ATWATER ELEMENTARY SCHOOL DISTRICT | 3 | 1.32% | UNIVERSITY INTERNSHIP CREDENTIALS | | | |
| | | | | Multiple Subject Teaching Credential | 2 | | |
| | | | | | | General Subjects (Examination) | 2 |
| | | | | Single Subject Teaching Credential | 1 | | |
| | | | | | | Foundational-Level Math (Exam) | 1 |
| | | 1 | 0.44% | SPECIAL TEMPORARY CERTIFICATE | | | |
| | | | | Special Temporary Cert / Ed. Specialist | 1 | | |
| | | | | | | Mild/Moderate Disabilities | 1 |
| | | 2 | 0.88% | EMERGENCY PERMITS | | | |
| | | | | Multiple Subject Teaching Permit | 2 | | |
| | | | | | | General Subjects | 1 |
| | | | | | | General Subjects (Examination) | 1 |
| | | 222 | 97.37% | Fully Credentialed Teachers | | | |
| | ATWATER ELEMENTARY SCHOOL DISTRICT Total | 228 | | | | | |
| MERCED | BALLICO-CRESSEY ELEMENTARY SCHOOL DISTRICT | 1 | 6.25% | EMERGENCY PERMITS | | | |
| | | | | Education Specialist Instruction Permit | 1 | | |
| | | | | | | Mild/Moderate Disabilities | 1 |
| | | 15 | 93.75% | Fully Credentialed Teachers | | | |
| | BALLICO-CRESSEY ELEMENTARY SCHOOL DIST Total | 16 | | | | | |
| MERCED | DELHI UNIFIED SCHOOL DISTRICT | 1 | 0.83% | UNIVERSITY INTERNSHIP CREDENTIALS | | | |
| | | | | Multiple Subject Teaching Credential | 1 | | |
| | | | | | | General Subjects (Examination) | 1 |
| | | 5 | 4.13% | EMERGENCY PERMITS | | | |

| County Name | Agency Name | Agency Total | % Agency | Credential Title | Cred Total | Subject | Subj Total |
|-------------|---|--------------|----------|---|------------|--------------------------------|------------|
| | | | | Education Specialist Instruction Permit | 1 | | |
| | | | | | | Mild/Moderate Disabilities | 1 |
| | | | | Multiple Subject Teaching Permit | 2 | | |
| | | | | | | General Subjects | 1 |
| | | | | | | General Subjects (Examination) | 1 |
| | | | | Single Subject Teaching Permit | 2 | | |
| | | | | | | Business | 1 |
| | | | | | | Mathematics | 2 |
| | | 115 | 95.04% | Fully Credentialed Teachers | | | |
| | DELHI UNIFIED SCHOOL DISTRICT Total | 121 | | | | | |
| MERCED | DOS PALOS ORO-LOMA JOINT UNIFIED SCHOOL DIST | 3 | 2.11% | SPECIAL TEMPORARY CERTIFICATE | | | |
| | | | | Special Temporary Cert / Ed. Specialist | 1 | | |
| | | | | | | Mild/Moderate Disabilities | 1 |
| | | | | Special Temporary Cert / Multiple Subject | 1 | | |
| | | | | | | General Subjects | 1 |
| | | | | Special Temporary Cert / Single Subject | 1 | | |
| | | | | | | Foundational-Level Math (Exam) | 1 |
| | | 1 | 0.70% | PRE-INTERNSHIP CERTIFICATES | | | |
| | | | | Pre-Intern Certificate / Ed. Specialist | 1 | | |
| | | | | | | Mild/Moderate Disabilities | 1 |
| | | 14 | 9.86% | EMERGENCY PERMITS | | | |
| | | | | Education Specialist Instruction Permit | 3 | | |
| | | | | | | Mild/Moderate Disabilities | 3 |
| | | | | Multiple Subject Teaching Permit | 6 | | |
| | | | | | | General Subjects | 4 |
| | | | | | | General Subjects (Examination) | 2 |
| | | | | Single Subject Teaching Permit | 5 | | |
| | | | | | | English | 2 |
| | | | | | | Science: Biological Sciences | 2 |
| | | | | | | Social Science | 1 |
| | | 124 | 87.32% | Fully Credentialed Teachers | | | |
| | DOS PALOS ORO-LOMA JOINT UNIF SCHOOL DIST Total | 142 | | | | | |
| MERCED | EL NIDO ELEMENTARY SCHOOL DISTRICT | 1 | 8.33% | EMERGENCY PERMITS | | | |
| | | | | Multiple Subject Teaching Permit | 1 | | |
| | | | | | | General Subjects (Examination) | 1 |
| | | 11 | 91.67% | Fully Credentialed Teachers | | | |
| | EL NIDO ELEMENTARY SCHOOL DISTRICT Total | 12 | | | | | |
| MERCED | GUSTINE UNIFIED SCHOOL DISTRICT | 2 | 1.90% | UNIVERSITY INTERNSHIP CREDENTIALS | | | |
| | | | | Multiple Subject Teaching Credential | 1 | | |
| | | | | | | General Subjects (Examination) | 1 |
| | | | | Single Subject Teaching Credential | 1 | | |
| | | | | | | English | 1 |
| | | 2 | 1.90% | PRE-INTERNSHIP CERTIFICATES | | | |
| | | | | Pre-Intern Certificate / Single Subject | 2 | | |
| | | | | | | Physical Education | 2 |
| | | 9 | 8.57% | EMERGENCY PERMITS | | | |
| | | | | Education Specialist Instruction Permit | 3 | | |
| | | | | | | Mild/Moderate Disabilities | 3 |
| | | | | Multiple Subject Teaching Permit | 2 | | |
| | | | | | | General Subjects | 2 |
| | | | | Single Subject Teaching Permit | 4 | | |
| | | | | | | English | 1 |
| | | | | | | Mathematics | 1 |
| | | | | | | Science: Geosciences | 1 |
| | | | | | | Science: Physics | 1 |
| | | 1 | 0.95% | CREDENTIAL WAIVERS | | | |
| | | | | Education Specialist Instruction Credential | 1 | | |
| | | | | | | Mild/Moderate Disabilities | 1 |
| | | 91 | 86.67% | Fully Credentialed Teachers | | | |
| | GUSTINE UNIFIED SCHOOL DISTRICT Total | 105 | | | | | |
| MERCED | HILMAR UNIFIED SCHOOL DISTRICT | 1 | 0.84% | UNIVERSITY INTERNSHIP CREDENTIALS | | | |
| | | | | Single Subject Teaching Credential | 1 | | |
| | | | | | | English (Examination) | 1 |
| | | 4 | 3.36% | EMERGENCY PERMITS | | | |

| County Name | Agency Name | Agency Total | % Agency | Credential Title | Cred Total | Subject | Subj Total |
|-------------|---|--------------|----------|---|------------|-------------------------------------|------------|
| | | | | Education Specialist Instruction Permit | 3 | | |
| | | | | | | Mild/Moderate Disabilities | 3 |
| | | | | Single Subject Teaching Permit | 1 | | |
| | | | | | | Mathematics | 1 |
| | HILMAR UNIFIED SCHOOL DISTRICT Total | 114 | 95.80% | Fully Credentialed Teachers | | | |
| | | 119 | | | | | |
| MERCED | LE GRAND UNION ELEMENTARY | 2 | 10.53% | EMERGENCY PERMITS | | | |
| | | | | Multiple Subject Teaching Permit | 2 | | |
| | | | | | | General Subjects | 2 |
| | | 17 | 89.47% | Fully Credentialed Teachers | | | |
| | LE GRAND UNION ELEMENTARY Total | 19 | | | | | |
| MERCED | LE GRAND UNION HIGH SCHOOL DISTRICT | 2 | 6.90% | UNIVERSITY INTERNSHIP CREDENTIALS | | | |
| | | | | Education Specialist Instruction Credential | 1 | | |
| | | | | | | Mild/Moderate Disabilities | 1 |
| | | | | Single Subject Teaching Credential | 1 | | |
| | | | | | | Foreign Language: Spanish (Exam) | 1 |
| | | 2 | 6.90% | EMERGENCY PERMITS | | | |
| | | | | Education Specialist Instruction Permit | 1 | | |
| | | | | | | Mild/Moderate Disabilities | 1 |
| | | | | Single Subject Teaching Permit | 1 | | |
| | | | | | | Physical Education | 1 |
| | | 25 | 86.21% | Fully Credentialed Teachers | | | |
| | LE GRAND UNION HIGH SCHOOL DISTRICT Total | 29 | | | | | |
| MERCED | LIVINGSTON UNION SCHOOL DISTRICT | 4 | 3.31% | EMERGENCY PERMITS | | | |
| | | | | Education Specialist Instruction Permit | 1 | | |
| | | | | | | Mild/Moderate Disabilities | 1 |
| | | | | Multiple Subject Teaching Permit | 2 | | |
| | | | | | | General Subjects | 1 |
| | | | | | | General Subjects (Examination) | 1 |
| | | | | Single Subject Teaching Permit | 1 | | |
| | | | | | | Physical Education | 1 |
| | | 117 | 96.69% | Fully Credentialed Teachers | | | |
| | LIVINGSTON UNION SCHOOL DISTRICT Total | 121 | | | | | |
| MERCED | LOS BANOS UNIFIED SCHOOL DISTRICT | 8 | 1.98% | UNIVERSITY INTERNSHIP CREDENTIALS | | | |
| | | | | Education Specialist Instruction Credential | 1 | | |
| | | | | | | Mild/Moderate Disabilities | 1 |
| | | | | Multiple Subject Teaching Credential | 1 | | |
| | | | | | | General Subjects (Examination) | 1 |
| | | | | Single Subject Teaching Credential | 6 | | |
| | | | | | | Biological Sci (Specialized) (Exam) | 1 |
| | | | | | | Business (Examination) | 1 |
| | | | | | | English | 1 |
| | | | | | | Foundational-Level Math (Exam) | 1 |
| | | | | | | Science: Biological Sci (Exam) | 1 |
| | | | | | | Social Science (Examination) | 1 |
| | | 2 | 0.49% | SPECIAL TEMPORARY CERTIFICATE | | | |
| | | | | Special Temporary Cert / Single Subject | 2 | | |
| | | | | | | Science: Biological Sci (Exam) | 1 |
| | | | | | | Social Science (Examination) | 1 |
| | | 19 | 4.69% | EMERGENCY PERMITS | | | |
| | | | | Education Specialist Instruction Permit | 7 | | |
| | | | | | | Mild/Moderate Disabilities | 7 |
| | | | | Multiple Subject Teaching Permit | 4 | | |
| | | | | | | General Subjects | 2 |
| | | | | | | General Subjects (Examination) | 2 |
| | | | | Single Subject Teaching Permit | 8 | | |
| | | | | | | English | 4 |
| | | | | | | Mathematics | 3 |
| | | | | | | Social Science | 1 |
| | | 1 | 0.25% | CREDENTIAL WAIVERS | | | |
| | | | | Single Subject Teaching Credential | 1 | | |
| | | | | | | Mathematics | 1 |
| | | 375 | 92.59% | Fully Credentialed Teachers | | | |
| | LOS BANOS UNIFIED SCHOOL DISTRICT Total | 405 | | | | | |

| County Name | Agency Name | Agency Total | % Agency | Credential Title | Cred Total | Subject | Subj Total |
|-------------|--|--------------|----------|---|------------|-----------------------------------|------------|
| MERCED | MCSWAIN UNION ELEMENTARY SCHOOL DISTRICT | 2 | 4.88% | UNIVERSITY INTERNSHIP CREDENTIALS | | | |
| | | | | Multiple Subject Teaching Credential | 2 | | |
| | | 3 | 7.32% | EMERGENCY PERMITS | | General Subjects (Examination) | 2 |
| | | | | Education Specialist Instruction Permit | 1 | | |
| | | | | | | Mild/Moderate Disabilities | 1 |
| | | | | Multiple Subject Teaching Permit | 2 | | |
| | | 36 | 87.80% | Fully Credentialed Teachers | | General Subjects | 2 |
| | MCSWAIN UNION ELEMENTARY SCHOOL DISTRICT Total | 41 | | | | | |
| MERCED | MERCED CITY ELEMENTARY SCHOOL DISTRICT | 2 | 0.38% | UNIVERSITY INTERNSHIP CREDENTIALS | | | |
| | | | | Multiple Subject Teaching Credential | 1 | | |
| | | | | | | General Subjects (Examination) | 1 |
| | | | | Single Subject Teaching Credential | 1 | | |
| | | | | | | Foundational-Level Math (Exam) | 1 |
| | | 2 | 0.38% | SPECIAL TEMPORARY CERTIFICATE | | | |
| | | | | Special Temporary Cert / Multiple Subject | 2 | | |
| | | | | | | General Subjects | 1 |
| | | | | | | General Subjects (Examination) | 1 |
| | | 20 | 3.77% | EMERGENCY PERMITS | | | |
| | | | | Education Specialist Instruction Permit | 11 | | |
| | | | | | | Mild/Moderate Disabilities | 11 |
| | | | | Multiple Subject Teaching Permit | 7 | | |
| | | | | | | General Subjects | 7 |
| | | | | Single Subject Teaching Permit | 2 | | |
| | | | | | | Mathematics | 1 |
| | | | | | | Science: Biological Sciences | 1 |
| | | 506 | 95.47% | Fully Credentialed Teachers | | | |
| | MERCED CITY ELEMENTARY SCHOOL DISTRICT Total | 530 | | | | | |
| MERCED | MERCED COUNTY OFFICE OF EDUCATION | 4 | 3.42% | UNIVERSITY INTERNSHIP CREDENTIALS | | | |
| | | | | Education Specialist Instruction Credential | 1 | | |
| | | | | | | Moderate/Severe Disabilities | 1 |
| | | | | Multiple Subject Teaching Credential | 3 | | |
| | | | | | | General Subjects (Examination) | 3 |
| | | 4 | 3.42% | SPECIAL TEMPORARY CERTIFICATE | | | |
| | | | | Special Temporary Cert / Ed. Specialist | 3 | | |
| | | | | | | Moderate/Severe Disabilities | 3 |
| | | | | Special Temporary Cert / Single Subject | 1 | | |
| | | | | | | Foundational-Level Math (Exam) | 1 |
| | | 3 | 2.56% | PRE-INTERNSHIP CERTIFICATES | | | |
| | | | | Pre-Intern Certificate / Ed. Specialist | 2 | | |
| | | | | | | Early Childhood Special Education | 1 |
| | | | | | | Mild/Moderate Disabilities | 1 |
| | | | | | | Moderate/Severe Disabilities | 2 |
| | | | | Pre-Intern Certificate / Multiple Subject | 1 | | |
| | | | | | | General Subjects | 1 |
| | | 52 | 44.44% | EMERGENCY PERMITS | | | |
| | | | | Education Specialist Instruction Permit | 24 | | |
| | | | | | | Early Childhood Special Education | 3 |
| | | | | | | Mild/Moderate Disabilities | 4 |
| | | | | | | Moderate/Severe Disabilities | 18 |
| | | | | Multiple Subject Teaching Permit | 3 | | |
| | | | | | | General Subjects | 11 |
| | | | | | | General Subjects | 2 |
| | | | | | | General Subjects (Examination) | 2 |
| | | | | | | General Subjects (Examination) | 1 |
| | | | | Multiple Subject Teaching Permit | 13 | | |
| | | | | | | General Subjects | 11 |
| | | | | | | General Subjects | 2 |
| | | | | | | General Subjects (Examination) | 2 |
| | | | | | | General Subjects (Examination) | 1 |
| | | | | Single Subject Teaching Permit | 12 | | |
| | | | | | | Business | 1 |
| | | | | | | English | 3 |

| County Name | Agency Name | Agency Total | % Agency | Credential Title | Cred Total | Subject | Subj Total |
|-------------|---|--------------|----------|---|------------|-----------------------------------|------------|
| | | | | | | Mathematics | 1 |
| | | | | | | Physical Education | 1 |
| | | | | | | Science: Biological Sci (Exam) | 1 |
| | | | | | | Social Science | 4 |
| | | | | | | Social Science (Examination) | 1 |
| | | 6 | 5.13% | CREDENTIAL WAIVERS | | | |
| | | | | Education Specialist Instruction Credential | 5 | | |
| | | | | | | Early Childhood Special Education | 1 |
| | | | | | | Mild/Moderate Disabilities | 1 |
| | | | | | | Moderate/Severe Disabilities | 3 |
| | | | | Single Subject Teaching Credential | 1 | | |
| | | | | | | Mathematics | 1 |
| | | 48 | 41.03% | Fully Credentialed Teachers | | | |
| | MERCED COUNTY OFFICE OF EDUCATION Total | 117 | | | | | |
| MERCED | MERCED RIVER UNION ELEMENTARY SCHOOL DISTRICT | 2 | 15.38% | EMERGENCY PERMITS | | | |
| | | | | Education Specialist Instruction Permit | 1 | | |
| | | | | | | Mild/Moderate Disabilities | 1 |
| | | | | Multiple Subject Teaching Permit | 1 | | |
| | | | | | | General Subjects | 1 |
| | | 1 | 7.69% | CREDENTIAL WAIVERS | | | |
| | | | | Education Specialist Instruction Credential | 1 | | |
| | | | | | | Mild/Moderate Disabilities | 1 |
| | | 10 | 76.92% | Fully Credentialed Teachers | | | |
| | MERCED RIVER UNION ELEMENTARY SCHOOL DIST Total | 13 | | | | | |
| MERCED | MERCED UNION HIGH SCHOOL DISTRICT | 4 | 0.93% | UNIVERSITY INTERNSHIP CREDENTIALS | | | |
| | | | | Single Subject Teaching Credential | 4 | | |
| | | | | | | Business | 1 |
| | | | | | | English | 2 |
| | | | | | | Home Economics | 1 |
| | | 3 | 0.70% | SPECIAL TEMPORARY CERTIFICATE | | | |
| | | | | Special Temporary Cert / Single Subject | 3 | | |
| | | | | | | English (Examination) | 1 |
| | | | | | | Health Science (Examination) | 1 |
| | | | | | | Physical Education (Examination) | 1 |
| | | | | | | Social Science (Examination) | 1 |
| | | 3 | 0.70% | PRE-INTERNSHIP CERTIFICATES | | | |
| | | | | Pre-Intern Certificate / Multiple Subject | 1 | | |
| | | | | | | General Subjects | 1 |
| | | | | Pre-Intern Certificate / Single Subject | 2 | | |
| | | | | | | English | 2 |
| | | 35 | 8.14% | EMERGENCY PERMITS | | | |
| | | | | Education Specialist Instruction Permit | 12 | | |
| | | | | | | Mild/Moderate Disabilities | 12 |
| | | | | Multiple Subject Teaching Permit | 6 | | |
| | | | | | | General Subjects | 5 |
| | | | | | | General Subjects (Examination) | 1 |
| | | | | Single Subject Teaching Permit | 17 | | |
| | | | | | | Art | 2 |
| | | | | | | English | 2 |
| | | | | | | Foreign Language: Russian | 1 |
| | | | | | | Foreign Language: Spanish | 1 |
| | | | | | | Home Economics (Examination) | 1 |
| | | | | | | Mathematics | 1 |
| | | | | | | Physical Education | 1 |
| | | | | | | Science: Biological Sciences | 2 |
| | | | | | | Social Science | 6 |
| | | 3 | 0.70% | CREDENTIAL WAIVERS | | | |
| | | | | Education Specialist Instruction Credential | 3 | | |
| | | | | | | Mild/Moderate Disabilities | 3 |
| | | 382 | 88.84% | Fully Credentialed Teachers | | | |
| | MERCED UNION HIGH SCHOOL DISTRICT Total | 430 | | | | | |
| MERCED | PLANADA SCHOOL DISTRICT SCHOOL DISTRICT | 1 | 2.33% | EMERGENCY PERMITS | | | |
| | | | | Education Specialist Instruction Permit | 1 | | |
| | | | | | | Mild/Moderate Disabilities | 1 |

| County Name | Agency Name | Agency Total | % Agency | Credential Title | Cred Total | Subject | Subj Total |
|-------------|---|--------------|----------|--|------------|-----------------------------------|------------|
| | | 42 | 97.67% | Fully Credentialed Teachers | | | |
| | PLANADA SCHOOL DISTRICT SCHOOL DISTRICT Total | 43 | | | | | |
| MERCED | WEAVER UNION SCHOOL DISTRICT | 4 | 3.92% | UNIVERSITY INTERNSHIP CREDENTIALS Multiple Subject Teaching Credential | 2 | | |
| | | | | Single Subject Teaching Credential | 2 | General Subjects (Examination) | 2 |
| | | | | | | English | 1 |
| | | | | | | Foundational-Level Math (Exam) | 1 |
| | | 7 | 6.86% | EMERGENCY PERMITS | | | |
| | | | | Education Specialist Instruction Permit | 2 | | |
| | | | | Multiple Subject Teaching Permit | 4 | Mild/Moderate Disabilities | 2 |
| | | | | | | General Subjects | 2 |
| | | | | Single Subject Teaching Permit | 1 | General Subjects (Examination) | 2 |
| | | | | | | Mathematics | 1 |
| | | 91 | 89.22% | Fully Credentialed Teachers | | | |
| | WEAVER UNION SCHOOL DISTRICT Total | 102 | | | | | |
| MERCED | WINTON ELEMENTARY SCHOOL DISTRICT | 1 | 1.05% | UNIVERSITY INTERNSHIP CREDENTIALS Multiple Subject Teaching Credential | 1 | | |
| | | | | | | General Subjects (Examination) | 1 |
| | | 1 | 1.05% | SPECIAL TEMPORARY CERTIFICATE Special Temporary Cert / Multiple Subject | 1 | | |
| | | | | | | General Subjects | 1 |
| | | 1 | 1.05% | PRE-INTERNSHIP CERTIFICATES Pre-Intern Certificate / Ed. Specialist | 1 | | |
| | | | | | | Mild/Moderate Disabilities | 1 |
| | | 14 | 14.74% | EMERGENCY PERMITS | | | |
| | | | | Education Specialist Instruction Permit | 2 | | |
| | | | | Multiple Subject Teaching Permit | 12 | Mild/Moderate Disabilities | 2 |
| | | | | | | General Subjects | 10 |
| | | | | | | General Subjects (Examination) | 2 |
| | | 78 | 82.11% | Fully Credentialed Teachers | | | |
| | WINTON ELEMENTARY SCHOOL DISTRICT Total | 95 | | | | | |
| MODOC | MODOC COUNTY OFFICE OF EDUCATION | 1 | 5.88% | EMERGENCY PERMITS Education Specialist Instruction Permit | 1 | | |
| | | | | | | Early Childhood Special Education | 1 |
| | | 16 | 94.12% | Fully Credentialed Teachers | | | |
| | MODOC COUNTY OFFICE OF EDUCATION Total | 17 | | | | | |
| MODOC | MODOC JOINT UNIFIED SCHOOL DISTRICT | 1 | 1.35% | EMERGENCY PERMITS Multiple Subject Teaching Permit | 1 | | |
| | | | | | | General Subjects (Examination) | 1 |
| | | 73 | 98.65% | Fully Credentialed Teachers | | | |
| | MODOC JOINT UNIFIED SCHOOL DISTRICT Total | 74 | | | | | |
| MONO | MAMMOTH UNIFIED | 1 | 1.56% | EMERGENCY PERMITS Education Specialist Instruction Permit | 1 | | |
| | | | | | | Mild/Moderate Disabilities | 1 |
| | | 63 | 98.44% | Fully Credentialed Teachers | | | |
| | MAMMOTH UNIFIED Total | 64 | | | | | |
| MONO | MONO COUNTY OFFICE OF EDUCATION | 1 | 5.56% | SPECIAL TEMPORARY CERTIFICATE Special Temporary Cert / Single Subject | 1 | | |
| | | | | | | Business (Examination) | 1 |
| | | 1 | 5.56% | EMERGENCY PERMITS Education Specialist Instruction Permit | 1 | | |
| | | | | | | Moderate/Severe Disabilities | 1 |
| | | 16 | 88.89% | Fully Credentialed Teachers | | | |
| | MONO COUNTY OFFICE OF EDUCATION Total | 18 | | | | | |
| MONTEREY | ALISAL UNION ELEMENTARY SCHOOL DISTRICT | 5 | 1.49% | UNIVERSITY INTERNSHIP CREDENTIALS Multiple Subject Teaching Credential | 5 | | |
| | | | | | | General Subjects | 2 |
| | | | | | | General Subjects (Examination) | 3 |
| | | 1 | 0.30% | SPECIAL TEMPORARY CERTIFICATE Special Temporary Cert / Multiple Subject | 1 | | |

| County Name | Agency Name | Agency Total | % Agency | Credential Title | Cred Total | Subject | Subj Total |
|-------------|---|--------------|----------|---|------------|----------------------------------|------------|
| | | | | | | General Subjects (Examination) | 1 |
| | | 2 | 0.60% | EMERGENCY PERMITS | | | |
| | | | | Multiple Subject Teaching Permit | 2 | | |
| | | | | | | General Subjects (Examination) | 2 |
| | | 327 | 97.61% | Fully Credentialed Teachers | | | |
| | ALISAL UNION ELEMENTARY SCHOOL DISTRICT Total | 335 | | | | | |
| MONTEREY | CARMEL UNIFIED SCHOOL DISTRICT | 3 | 2.42% | EMERGENCY PERMITS | | | |
| | | | | Single Subject Teaching Permit | 3 | | |
| | | | | | | Mathematics | 2 |
| | | | | | | Physical Education (Examination) | 1 |
| | | 121 | 97.58% | Fully Credentialed Teachers | | | |
| | CARMEL UNIFIED SCHOOL DISTRICT Total | 124 | | | | | |
| MONTEREY | CHUALAR UNION ELEMENTARY | 1 | 5.88% | UNIVERSITY INTERNSHIP CREDENTIALS | | | |
| | | | | Multiple Subject Teaching Credential | 1 | | |
| | | | | | | General Subjects (Examination) | 1 |
| | | 3 | 17.65% | EMERGENCY PERMITS | | | |
| | | | | Multiple Subject Teaching Permit | 2 | | |
| | | | | | | General Subjects | 2 |
| | | | | Single Subject Teaching Permit | 1 | | |
| | | | | | | Music | 1 |
| | | 13 | 76.47% | Fully Credentialed Teachers | | | |
| | CHUALAR UNION ELEMENTARY Total | 17 | | | | | |
| MONTEREY | GONZALES UNIFIED SCHOOL DISTRICT | 2 | 1.72% | UNIVERSITY INTERNSHIP CREDENTIALS | | | |
| | | | | Multiple Subject Teaching Credential | 1 | | |
| | | | | | | General Subjects (Examination) | 1 |
| | | | | Single Subject Teaching Credential | 1 | | |
| | | | | | | Science: Biological Sciences | 1 |
| | | 6 | 5.17% | EMERGENCY PERMITS | | | |
| | | | | Education Specialist Instruction Permit | 1 | | |
| | | | | | | Mild/Moderate Disabilities | 1 |
| | | | | Multiple Subject Teaching Permit | 2 | | |
| | | | | | | General Subjects | 1 |
| | | | | | | General Subjects (Examination) | 1 |
| | | | | Single Subject Teaching Permit | 3 | | |
| | | | | | | English | 1 |
| | | | | | | Mathematics | 1 |
| | | | | | | Music (Examination) | 1 |
| | | 108 | 93.10% | Fully Credentialed Teachers | | | |
| | GONZALES UNIFIED SCHOOL DISTRICT Total | 116 | | | | | |
| MONTEREY | GRAVES ELEMENTARY | 1 | 50.00% | EMERGENCY PERMITS | | | |
| | | | | Multiple Subject Teaching Permit | 1 | | |
| | | | | | | General Subjects | 1 |
| | | 1 | 50.00% | Fully Credentialed Teachers | | | |
| | GRAVES ELEMENTARY Total | 2 | | | | | |
| MONTEREY | GREENFIELD UNION SCHOOL DISTRICT | 2 | 2.08% | UNIVERSITY INTERNSHIP CREDENTIALS | | | |
| | | | | Education Specialist Instruction Credential | 1 | | |
| | | | | | | Mild/Moderate Disabilities | 1 |
| | | | | Multiple Subject Teaching Credential | 1 | | |
| | | | | | | General Subjects (Examination) | 1 |
| | | 9 | 9.38% | EMERGENCY PERMITS | | | |
| | | | | Education Specialist Instruction Permit | 4 | | |
| | | | | | | Mild/Moderate Disabilities | 4 |
| | | | | Multiple Subject Teaching Permit | 3 | | |
| | | | | | | General Subjects | 2 |
| | | | | | | General Subjects (Examination) | 1 |
| | | | | Single Subject Teaching Permit | 2 | | |
| | | | | | | Mathematics | 2 |
| | | 3 | 3.13% | CREDENTIAL WAIVERS | | | |
| | | | | Education Specialist Instruction Credential | 1 | | |
| | | | | | | Mild/Moderate Disabilities | 1 |
| | | | | Single Subject Teaching Credential | 2 | | |
| | | | | | | Mathematics | 1 |
| | | | | | | Physical Education | 1 |
| | | 82 | 85.42% | Fully Credentialed Teachers | | | |

| County Name | Agency Name | Agency Total | % Agency | Credential Title | Cred Total | Subject | Subj Total |
|-------------|--|--------------|----------|---|------------|-------------------------------------|------------|
| | GREENFIELD UNION SCHOOL DISTRICT Total | 96 | | | | | |
| MONTEREY | KING CITY JOINT UNION HIGH SCHOOL DISTRICT | 1 | 1.18% | UNIVERSITY INTERNSHIP CREDENTIALS | | | |
| | | | | Single Subject Teaching Credential | 1 | | |
| | | 1 | 1.18% | PRE-INTERNSHIP CERTIFICATES | | Social Science (Examination) | 1 |
| | | | | Pre-Intern Certificate / Single Subject | 1 | | |
| | | | | | | Social Science | 1 |
| | | 2 | 2.35% | EMERGENCY PERMITS | | | |
| | | | | Single Subject Teaching Permit | 2 | | |
| | | | | | | English (Examination) | 1 |
| | | | | | | Mathematics (Examination) | 1 |
| | | 81 | 95.29% | Fully Credentialed Teachers | | | |
| | KING CITY JOINT UNION HIGH SCHOOL DISTRICT Total | 85 | | | | | |
| MONTEREY | KING CITY UNION ELEMENTARY SCHOOL DISTRICT | 1 | 0.74% | EMERGENCY PERMITS | | | |
| | | | | Multiple Subject Teaching Permit | 1 | | |
| | | | | | | General Subjects (Examination) | 1 |
| | | 135 | 99.26% | Fully Credentialed Teachers | | | |
| | KING CITY UNION ELEMENTARY SCHOOL DISTRICT Total | 136 | | | | | |
| MONTEREY | MISSION UNION ELEMENTARY | 1 | 16.67% | UNIVERSITY INTERNSHIP CREDENTIALS | | | |
| | | | | Multiple Subject Teaching Credential | 1 | | |
| | | | | | | General Subjects (Examination) | 1 |
| | | 5 | 83.33% | Fully Credentialed Teachers | | | |
| | MISSION UNION ELEMENTARY Total | 6 | | | | | |
| MONTEREY | MONTEREY COUNTY OFFICE OF EDUCATION | 3 | 1.86% | UNIVERSITY INTERNSHIP CREDENTIALS | | | |
| | | | | Education Specialist Instruction Credential | 2 | | |
| | | | | | | Moderate/Severe Disabilities | 2 |
| | | | | Single Subject Teaching Credential | 1 | | |
| | | | | | | Art (Examination) | 1 |
| | | | | | | Foundational-Level Math (Exam) | 1 |
| | | 25 | 15.53% | EMERGENCY PERMITS | | | |
| | | | | Education Specialist Instruction Permit | 17 | | |
| | | | | | | Deaf and Hard-of-Hearing | 1 |
| | | | | | | Early Childhood Special Education | 2 |
| | | | | | | Mild/Moderate Disabilities | 4 |
| | | | | | | Moderate/Severe Disabilities | 10 |
| | | | | Multiple Subject Teaching Permit | 4 | | |
| | | | | | | General Subjects | 3 |
| | | | | | | General Subjects (Examination) | 1 |
| | | | | Single Subject Teaching Permit | 4 | | |
| | | | | | | Business | 1 |
| | | | | | | English | 1 |
| | | | | | | Social Science | 2 |
| | | 133 | 82.61% | Fully Credentialed Teachers | | | |
| | MONTEREY COUNTY OFFICE OF EDUCATION Total | 161 | | | | | |
| MONTEREY | MONTEREY PENINSULA UNIFIED SCHOOL DISTRICT | 17 | 3.05% | UNIVERSITY INTERNSHIP CREDENTIALS | | | |
| | | | | Education Specialist Instruction Credential | 6 | | |
| | | | | | | Mild/Moderate Disabilities | 6 |
| | | | | Multiple Subject Teaching Credential | 5 | | |
| | | | | | | General Subjects | 1 |
| | | | | | | General Subjects (Examination) | 4 |
| | | | | Single Subject Teaching Credential | 6 | | |
| | | | | | | English | 3 |
| | | | | | | English (Examination) | 1 |
| | | | | | | Industrial and Tech Educ (Exam) | 1 |
| | | | | | | Science: Geosciences (Examination) | 1 |
| | | 3 | 0.54% | SPECIAL TEMPORARY CERTIFICATE | | | |
| | | | | Special Temporary Cert / Single Subject | 3 | | |
| | | | | | | Biological Sci (Specialized) (Exam) | 1 |
| | | | | | | Foundational-Level Math (Exam) | 1 |
| | | | | | | Social Science (Examination) | 1 |
| | | 13 | 2.33% | EMERGENCY PERMITS | | | |
| | | | | Education Specialist Instruction Permit | 6 | | |
| | | | | | | Mild/Moderate Disabilities | 6 |
| | | | | Multiple Subject Teaching Permit | 3 | | |

| County Name | Agency Name | Agency Total | % Agency | Credential Title | Cred Total | Subject | Subj Total |
|-------------|--|--------------|----------|---|------------|---------------------------------|------------|
| | | | | | | General Subjects | 3 |
| | | | | Single Subject Teaching Permit | 4 | | |
| | | | | | | English | 1 |
| | | | | | | Foreign Language: Spanish | 2 |
| | | | | | | Health Science (Examination) | 1 |
| | | | | | | Science: Chemistry | 1 |
| | | | | | | Social Science | 1 |
| | | 524 | 94.08% | Fully Credentialed Teachers | | | |
| | MONTEREY PENINSULA UNIFIED SCHOOL DISTRICT Total | 557 | | | | | |
| MONTEREY | NORTH MONTEREY COUNTY UNIFIED SCHOOL DISTRICT | 7 | 2.79% | UNIVERSITY INTERNSHIP CREDENTIALS | | | |
| | | | | Education Specialist Instruction Credential | 3 | | |
| | | | | | | Mild/Moderate Disabilities | 3 |
| | | | | Multiple Subject Teaching Credential | 4 | | |
| | | | | | | General Subjects | 1 |
| | | | | | | General Subjects (Examination) | 3 |
| | | 1 | 0.40% | SPECIAL TEMPORARY CERTIFICATE | | | |
| | | | | Special Temporary Cert / Single Subject | 1 | | |
| | | | | | | Social Science (Examination) | 1 |
| | | 16 | 6.37% | EMERGENCY PERMITS | | | |
| | | | | Education Specialist Instruction Permit | 1 | | |
| | | | | | | Mild/Moderate Disabilities | 1 |
| | | | | Multiple Subject Teaching Permit | 11 | | |
| | | | | | | General Subjects | 9 |
| | | | | | | General Subjects (Examination) | 2 |
| | | | | Single Subject Teaching Permit | 4 | | |
| | | | | | | English | 1 |
| | | | | | | Foreign Language: Spanish | 1 |
| | | | | | | Music | 1 |
| | | | | | | Science: Biological Sciences | 1 |
| | | 227 | 90.44% | Fully Credentialed Teachers | | | |
| | NORTH MONTEREY COUNTY UNIFIED SCH DIST Total | 251 | | | | | |
| MONTEREY | SALINAS CITY ELEMENTARY | 3 | 0.73% | UNIVERSITY INTERNSHIP CREDENTIALS | | | |
| | | | | Education Specialist Instruction Credential | 1 | | |
| | | | | | | Mild/Moderate Disabilities | 1 |
| | | | | Multiple Subject Teaching Credential | 2 | | |
| | | | | | | General Subjects (Examination) | 2 |
| | | 410 | 99.27% | Fully Credentialed Teachers | | | |
| | SALINAS CITY ELEMENTARY Total | 413 | | | | | |
| MONTEREY | SALINAS UNION HIGH SCHOOL DISTRICT | 14 | 2.31% | UNIVERSITY INTERNSHIP CREDENTIALS | | | |
| | | | | Education Specialist Instruction Credential | 4 | | |
| | | | | | | Mild/Moderate Disabilities | 4 |
| | | | | Multiple Subject Teaching Credential | 1 | | |
| | | | | | | General Subjects (Examination) | 1 |
| | | | | Single Subject Teaching Credential | 9 | | |
| | | | | | | Foreign Language: French (Exam) | 1 |
| | | | | | | Social Science | 2 |
| | | | | | | Social Science (Examination) | 6 |
| | | 2 | 0.33% | SPECIAL TEMPORARY CERTIFICATE | | | |
| | | | | Special Temporary Cert / Single Subject | 2 | | |
| | | | | | | Science: Biological Sci (Exam) | 1 |
| | | | | | | Social Science (Examination) | 1 |
| | | 48 | 7.93% | EMERGENCY PERMITS | | | |
| | | | | Education Specialist Instruction Permit | 17 | | |
| | | | | | | Mild/Moderate Disabilities | 17 |
| | | | | Multiple Subject Teaching Permit | 1 | | |
| | | | | | | General Subjects | 1 |
| | | | | Single Subject Teaching Permit | 30 | | |
| | | | | | | Agriculture | 1 |
| | | | | | | Business | 3 |
| | | | | | | English | 2 |
| | | | | | | Foreign Language: French | 1 |
| | | | | | | Foreign Language: Spanish | 2 |
| | | | | | | Foundational-Level Math (Exam) | 1 |
| | | | | | | Mathematics | 11 |

| County Name | Agency Name | Agency Total | % Agency | Credential Title | Cred Total | Subject | Subj Total |
|-------------|--|--------------|----------|---|------------|----------------------------------|------------|
| | | | | | | Mathematics (Examination) | 1 |
| | | | | | | Physical Education | 4 |
| | | | | | | Science: Biological Sciences | 2 |
| | | | | | | Science: Chemistry | 1 |
| | | | | | | Science: Physics | 1 |
| | | | | | | Social Science | 3 |
| | | | | | | Social Science (Examination) | 1 |
| | | 4 | 0.66% | CREDENTIAL WAIVERS | | | |
| | | | | Education Specialist Instruction Credential | 2 | | |
| | | | | | | Deaf and Hard-of-Hearing | 1 |
| | | | | | | Mild/Moderate Disabilities | 1 |
| | | | | Multiple Subject Teaching Credential | 1 | | |
| | | | | | | General Subjects | 1 |
| | | | | Single Subject Teaching Credential | 1 | | |
| | | | | | | Science: Physics | 1 |
| | | 537 | 88.76% | Fully Credentialed Teachers | | | |
| | SALINAS UNION HIGH SCHOOL DISTRICT Total | 605 | | | | | |
| MONTEREY | SAN ANTONIO UNION ELEMENTARY SCHOOL DISTRICT | 1 | 7.69% | EMERGENCY PERMITS | | | |
| | | | | Education Specialist Instruction Permit | 1 | | |
| | | | | | | Mild/Moderate Disabilities | 1 |
| | | 12 | 92.31% | Fully Credentialed Teachers | | | |
| | SAN ANTONIO UNION ELEMENTARY SCHOOL DISTRICT Total | 13 | | | | | |
| MONTEREY | SAN LUCAS UNION ELEMENTARY | 1 | 14.29% | EMERGENCY PERMITS | | | |
| | | | | Education Specialist Instruction Permit | 1 | | |
| | | | | | | Mild/Moderate Disabilities | 1 |
| | | 6 | 85.71% | Fully Credentialed Teachers | | | |
| | SAN LUCAS UNION ELEMENTARY Total | 7 | | | | | |
| MONTEREY | SANTA RITA UNION ELEMENTARY SCHOOL DISTRICT | 1 | 0.74% | UNIVERSITY INTERNSHIP CREDENTIALS | | | |
| | | | | Multiple Subject Teaching Credential | 1 | | |
| | | | | | | General Subjects (Examination) | 1 |
| | | 4 | 2.94% | EMERGENCY PERMITS | | | |
| | | | | Education Specialist Instruction Permit | 1 | | |
| | | | | | | Mild/Moderate Disabilities | 1 |
| | | | | Multiple Subject Teaching Permit | 3 | | |
| | | | | | | General Subjects | 3 |
| | | 131 | 96.32% | Fully Credentialed Teachers | | | |
| | SANTA RITA UNION ELEMENTARY SCHOOL DISTRICT Total | 136 | | | | | |
| MONTEREY | SOLEDAD UNIFIED SCHOOL DISTRICT | 3 | 1.65% | UNIVERSITY INTERNSHIP CREDENTIALS | | | |
| | | | | Education Specialist Instruction Credential | 1 | | |
| | | | | | | Mild/Moderate Disabilities | 1 |
| | | | | Single Subject Teaching Credential | 2 | | |
| | | | | | | Social Science (Examination) | 2 |
| | | 2 | 1.10% | SPECIAL TEMPORARY CERTIFICATE | | | |
| | | | | Special Temporary Cert / Single Subject | 2 | | |
| | | | | | | Mathematics (Examination) | 2 |
| | | 5 | 2.75% | EMERGENCY PERMITS | | | |
| | | | | Multiple Subject Teaching Permit | 1 | | |
| | | | | | | General Subjects | 1 |
| | | | | Single Subject Teaching Permit | 4 | | |
| | | | | | | English | 1 |
| | | | | | | Foreign Language: Spanish | 1 |
| | | | | | | Health Science | 1 |
| | | | | | | Mathematics | 1 |
| | | | | | | Physical Education | 1 |
| | | | | | | Social Science | 1 |
| | | 172 | 94.51% | Fully Credentialed Teachers | | | |
| | SOLEDAD UNIFIED SCHOOL DISTRICT Total | 182 | | | | | |
| MONTEREY | WASHINGTON UNION ELEMENTARY SCHOOL DISTRICT | 1 | 2.13% | UNIVERSITY INTERNSHIP CREDENTIALS | | | |
| | | | | Single Subject Teaching Credential | 1 | | |
| | | | | | | Physical Education (Examination) | 1 |
| | | 1 | 2.13% | EMERGENCY PERMITS | | | |
| | | | | Multiple Subject Teaching Permit | 1 | | |
| | | | | | | General Subjects (Examination) | 1 |
| | | 45 | 95.74% | Fully Credentialed Teachers | | | |

| County Name | Agency Name | Agency Total | % Agency | Credential Title | Cred Total | Subject | Subj Total |
|-------------|---|--------------|----------|---|------------|-----------------------------------|------------|
| | WASHINGTON UNION ELEMENTARY SCHOOL DISTRICT Total | 47 | | | | | |
| NAPA | CALISTOGA JOINT UNIFIED | 1 | 1.92% | EMERGENCY PERMITS | | | |
| | | | | Single Subject Teaching Permit | 1 | | |
| | | | | | | Social Science | 1 |
| | | 51 | 98.08% | Fully Credentialed Teachers | | | |
| | CALISTOGA JOINT UNIFIED Total | 52 | | | | | |
| NAPA | NAPA COUNTY OFFICE OF EDUCATION | 4 | 36.36% | EMERGENCY PERMITS | | | |
| | | | | Education Specialist Instruction Permit | 4 | | |
| | | | | | | Early Childhood Special Education | 3 |
| | | | | | | Mild/Moderate Disabilities | 1 |
| | | 7 | 63.64% | Fully Credentialed Teachers | | | |
| | NAPA COUNTY OFFICE OF EDUCATION Total | 11 | | | | | |
| NAPA | NAPA VALLEY UNIFIED SCHOOL DISTRICT | 11 | 1.28% | UNIVERSITY INTERNSHIP CREDENTIALS | | | |
| | | | | Education Specialist Instruction Credential | 5 | | |
| | | | | | | Mild/Moderate Disabilities | 3 |
| | | | | | | Moderate/Severe Disabilities | 2 |
| | | | | Multiple Subject Teaching Credential | 2 | | |
| | | | | | | General Subjects | 2 |
| | | | | Single Subject Teaching Credential | 4 | | |
| | | | | | | Chemistry (Specialized) (Exam) | 1 |
| | | | | | | English | 1 |
| | | | | | | Foreign Language: Spanish (Exam) | 1 |
| | | | | | | Physical Education | 1 |
| | | 1 | 0.12% | DISTRICT INTERNSHIP CERTIFICATES | | | |
| | | | | District Intern Credential / Ed. Specialist | 1 | | |
| | | | | | | Mild/Moderate Disabilities | 1 |
| | | 2 | 0.23% | SPECIAL TEMPORARY CERTIFICATE | | | |
| | | | | Special Temporary Cert / Multiple Subject | 1 | | |
| | | | | | | General Subjects (Examination) | 1 |
| | | | | Special Temporary Cert / Single Subject | 1 | | |
| | | | | | | Science: Biological Sci (Exam) | 1 |
| | | 38 | 4.41% | EMERGENCY PERMITS | | | |
| | | | | Education Specialist Instruction Permit | 6 | | |
| | | | | | | Mild/Moderate Disabilities | 6 |
| | | | | Multiple Subject Teaching Permit | 7 | | |
| | | | | | | General Subjects | 7 |
| | | | | Single Subject Teaching Permit | 25 | | |
| | | | | | | Art | 1 |
| | | | | | | English | 5 |
| | | | | | | Foreign Language: French | 1 |
| | | | | | | Foreign Language: Spanish | 1 |
| | | | | | | Mathematics | 3 |
| | | | | | | Mathematics (Examination) | 1 |
| | | | | | | Music | 1 |
| | | | | | | Physical Education | 6 |
| | | | | | | Physical Education (Examination) | 1 |
| | | | | | | Science: Biological Sciences | 3 |
| | | | | | | Science: Chemistry | 1 |
| | | | | | | Science: Physics (Examination) | 1 |
| | | | | | | Social Science | 1 |
| | | 6 | 0.70% | CREDENTIAL WAIVERS | | | |
| | | | | Education Specialist Instruction Credential | 3 | | |
| | | | | | | Mild/Moderate Disabilities | 3 |
| | | | | Single Subject Teaching Credential | 3 | | |
| | | | | | | Foreign Language: Spanish | 1 |
| | | | | | | Mathematics | 2 |
| | | 803 | 93.26% | Fully Credentialed Teachers | | | |
| | NAPA VALLEY UNIFIED SCHOOL DISTRICT Total | 861 | | | | | |
| NAPA | ST. HELENA UNIFIED | 1 | 1.12% | UNIVERSITY INTERNSHIP CREDENTIALS | | | |
| | | | | Single Subject Teaching Credential | 1 | | |
| | | | | | | English (Examination) | 1 |
| | | 3 | 3.37% | EMERGENCY PERMITS | | | |
| | | | | Multiple Subject Teaching Permit | 1 | | |
| | | | | | | General Subjects (Examination) | 1 |

| County Name | Agency Name | Agency Total | % Agency | Credential Title | Cred Total | Subject | Subj Total |
|-------------|---|--------------|----------|---|------------|------------------------------------|------------|
| | | | | Single Subject Teaching Permit | 2 | | |
| | | | | | | English | 1 |
| | | | | | | Mathematics | 1 |
| | | 85 | 95.51% | Fully Credentialed Teachers | | | |
| | ST. HELENA UNIFIED Total | 89 | | | | | |
| NEVADA | CHICAGO PARK ELEMENTARY | 1 | 12.50% | UNIVERSITY INTERNSHIP CREDENTIALS | | | |
| | | | | Education Specialist Instruction Credential | 1 | | |
| | | | | | | Mild/Moderate Disabilities | 1 |
| | | 1 | 12.50% | EMERGENCY PERMITS | | | |
| | | | | Education Specialist Instruction Permit | 1 | | |
| | | | | | | Mild/Moderate Disabilities | 1 |
| | | 6 | 75.00% | Fully Credentialed Teachers | | | |
| | CHICAGO PARK ELEMENTARY Total | 8 | | | | | |
| NEVADA | NEVADA COUNTY OFFICE OF EDUCATION | 1 | 1.92% | SPECIAL TEMPORARY CERTIFICATE | | | |
| | | | | Special Temporary Cert / Ed. Specialist | 1 | | |
| | | | | | | Mild/Moderate Disabilities | 1 |
| | | 51 | 98.08% | Fully Credentialed Teachers | | | |
| | NEVADA COUNTY OFFICE OF EDUCATION Total | 52 | | | | | |
| NEVADA | NEVADA JOINT UNION HIGH SCHOOL DISTRICT | 4 | 2.02% | EMERGENCY PERMITS | | | |
| | | | | Education Specialist Instruction Permit | 4 | | |
| | | | | | | Mild/Moderate Disabilities | 2 |
| | | | | | | Moderate/Severe Disabilities | 2 |
| | | 194 | 97.98% | Fully Credentialed Teachers | | | |
| | NEVADA JOINT UNION HIGH SCHOOL DISTRICT Total | 198 | | | | | |
| NEVADA | PLEASANT RIDGE UNION ELEMENTARY | 1 | 1.02% | SPECIAL TEMPORARY CERTIFICATE | | | |
| | | | | Special Temporary Cert / Multiple Subject | 1 | | |
| | | | | | | General Subjects (Examination) | 1 |
| | | 97 | 98.98% | Fully Credentialed Teachers | | | |
| | PLEASANT RIDGE UNION ELEMENTARY Total | 98 | | | | | |
| NEVADA | PLEASANT VALLEY ELEMENTARY | 1 | 2.86% | EMERGENCY PERMITS | | | |
| | | | | Education Specialist Instruction Permit | 1 | | |
| | | | | | | Moderate/Severe Disabilities | 1 |
| | | 34 | 97.14% | Fully Credentialed Teachers | | | |
| | PLEASANT VALLEY ELEMENTARY Total | 35 | | | | | |
| NEVADA | TWIN RIDGES ELEMENTARY SCHOOL DISTRICT | 11 | 9.57% | UNIVERSITY INTERNSHIP CREDENTIALS | | | |
| | | | | Education Specialist Instruction Credential | 1 | | |
| | | | | | | Mild/Moderate Disabilities | 1 |
| | | | | Multiple Subject Teaching Credential | 8 | | |
| | | | | | | General Subjects (Examination) | 8 |
| | | | | Single Subject Teaching Credential | 2 | | |
| | | | | | | English (Examination) | 1 |
| | | | | | | Science: Geosciences (Examination) | 1 |
| | | 1 | 0.87% | PRE-INTERNSHIP CERTIFICATES | | | |
| | | | | Pre-Intern Certificate / Multiple Subject | 1 | | |
| | | | | | | General Subjects | 1 |
| | | 2 | 1.74% | EMERGENCY PERMITS | | | |
| | | | | Education Specialist Instruction Permit | 1 | | |
| | | | | | | Mild/Moderate Disabilities | 1 |
| | | | | Multiple Subject Teaching Permit | 1 | | |
| | | | | | | General Subjects | 1 |
| | | 101 | 87.83% | Fully Credentialed Teachers | | | |
| | TWIN RIDGES ELEMENTARY SCHOOL DISTRICT Total | 115 | | | | | |
| ORANGE | ANAHEIM CITY | 2 | 0.19% | UNIVERSITY INTERNSHIP CREDENTIALS | | | |
| | | | | Education Specialist Instruction Credential | 2 | | |
| | | | | | | Mild/Moderate Disabilities | 1 |
| | | | | | | Moderate/Severe Disabilities | 1 |
| | | 4 | 0.39% | SPECIAL TEMPORARY CERTIFICATE | | | |
| | | | | Special Temporary Cert / Ed. Specialist | 1 | | |
| | | | | | | Moderate/Severe Disabilities | 1 |
| | | | | Special Temporary Cert / Multiple Subject | 3 | | |
| | | | | | | General Subjects (Examination) | 3 |
| | | 3 | 0.29% | EMERGENCY PERMITS | | | |
| | | | | Education Specialist Instruction Permit | 2 | | |
| | | | | | | Mild/Moderate Disabilities | 2 |

| County Name | Agency Name | Agency Total | % Agency | Credential Title | Cred Total | Subject | Subj Total |
|-------------|--|--------------|----------|---|------------|-----------------------------------|------------|
| | | | | | | Moderate/Severe Disabilities | 1 |
| | | | | Single Subject Teaching Permit | 1 | | |
| | | 1 | 0.10% | CREENTIAL WAIVERS | | Physical Education | 1 |
| | | | | Education Specialist Instruction Credential | 1 | | |
| | | | | | | Early Childhood Special Education | 1 |
| | | 1019 | 99.03% | Fully Credentialed Teachers | | | |
| | ANAHEIM CITY Total | 1029 | | | | | |
| ORANGE | ANAHEIM UNION HIGH SCHOOL DISTRICT | 34 | 2.64% | UNIVERSITY INTERNSHIP CREDENTIALS | | | |
| | | | | Education Specialist Instruction Credential | 15 | | |
| | | | | | | Mild/Moderate Disabilities | 11 |
| | | | | | | Moderate/Severe Disabilities | 4 |
| | | | | Single Subject Teaching Credential | 19 | | |
| | | | | | | Business | 2 |
| | | | | | | Business (Examination) | 1 |
| | | | | | | English | 2 |
| | | | | | | English (Examination) | 2 |
| | | | | | | Foundational-Level Math (Exam) | 5 |
| | | | | | | Mathematics | 4 |
| | | | | | | Physical Education | 1 |
| | | | | | | Science: Biological Sci (Exam) | 2 |
| | | | | | | Social Science | 1 |
| | | 1 | 0.08% | SPECIAL TEMPORARY CERTIFICATE | | | |
| | | | | Special Temporary Cert / Ed. Specialist | 1 | | |
| | | 1 | 0.08% | PRE-INTERNSHIP CERTIFICATES | | Mild/Moderate Disabilities | 1 |
| | | | | Pre-Intern Certificate / Single Subject | 1 | | |
| | | 78 | 6.05% | EMERGENCY PERMITS | | Mathematics | 1 |
| | | | | Education Specialist Instruction Permit | 17 | | |
| | | | | | | Mild/Moderate Disabilities | 15 |
| | | | | | | Moderate/Severe Disabilities | 2 |
| | | | | Multiple Subject Teaching Permit | 1 | | |
| | | | | | | General Subjects (Examination) | 1 |
| | | | | Single Subject Teaching Permit | 60 | | |
| | | | | | | Business | 4 |
| | | | | | | English | 20 |
| | | | | | | English (Examination) | 4 |
| | | | | | | Foreign Language: Spanish (Exam) | 1 |
| | | | | | | Health Science | 1 |
| | | | | | | Home Economics | 1 |
| | | | | | | Industrial and Technology Educ | 1 |
| | | | | | | Mathematics | 16 |
| | | | | | | Music | 2 |
| | | | | | | Physical Education | 2 |
| | | | | | | Science: Biological Sciences | 7 |
| | | | | | | Science: Chemistry | 5 |
| | | | | | | Science: Physics | 1 |
| | | | | | | Social Science | 11 |
| | | | | | | Social Science (Examination) | 1 |
| | | 1176 | 91.16% | Fully Credentialed Teachers | | | |
| | ANAHEIM UNION HIGH SCHOOL DISTRICT Total | 1290 | | | | | |
| ORANGE | BREA-OLINDA UNIFIED SCHOOL DISTRICT | 3 | 1.08% | UNIVERSITY INTERNSHIP CREDENTIALS | | | |
| | | | | Education Specialist Instruction Credential | 1 | | |
| | | | | | | Mild/Moderate Disabilities | 1 |
| | | | | Multiple Subject Teaching Credential | 1 | | |
| | | | | | | General Subjects (Examination) | 1 |
| | | | | Single Subject Teaching Credential | 1 | | |
| | | | | | | Mathematics | 1 |
| | | 6 | 2.16% | EMERGENCY PERMITS | | | |
| | | | | Education Specialist Instruction Permit | 4 | | |
| | | | | | | Mild/Moderate Disabilities | 4 |
| | | | | Multiple Subject Teaching Permit | 2 | | |
| | | | | | | General Subjects | 1 |

| County Name | Agency Name | Agency Total | % Agency | Credential Title | Cred Total | Subject | Subj Total |
|-------------|---|--------------|----------|---|------------|-----------------------------------|------------|
| | | | | | | General Subjects (Examination) | 1 |
| | | 269 | 96.76% | Fully Credentialed Teachers | | | |
| | BREA-OLINDA UNIFIED SCHOOL DISTRICT Total | 278 | | | | | |
| ORANGE | BUENA PARK ELEMENTARY SCHOOL DISTRICT | 3 | 1.13% | UNIVERSITY INTERNSHIP CREDENTIALS | | | |
| | | | | Education Specialist Instruction Credential | 2 | | |
| | | | | | | Early Childhood Special Education | 1 |
| | | | | | | Mild/Moderate Disabilities | 1 |
| | | | | Multiple Subject Teaching Credential | 1 | | |
| | | | | | | General Subjects (Examination) | 1 |
| | | 5 | 1.89% | EMERGENCY PERMITS | | | |
| | | | | Education Specialist Instruction Permit | 5 | | |
| | | | | | | Early Childhood Special Education | 2 |
| | | | | | | Mild/Moderate Disabilities | 3 |
| | BUENA PARK ELEMENTARY SCHOOL DISTRICT Total | 257 | 96.98% | Fully Credentialed Teachers | | | |
| | | 265 | | | | | |
| ORANGE | CAPISTRANO UNIFIED SCHOOL DISTRICT | 15 | 0.69% | UNIVERSITY INTERNSHIP CREDENTIALS | | | |
| | | | | Education Specialist Instruction Credential | 11 | | |
| | | | | | | Early Childhood Special Education | 2 |
| | | | | | | Mild/Moderate Disabilities | 9 |
| | | | | | | Moderate/Severe Disabilities | 6 |
| | | | | Single Subject Teaching Credential | 4 | | |
| | | | | | | Foundational-Level Math (Exam) | 3 |
| | | | | | | Mathematics (Examination) | 1 |
| | | 4 | 0.18% | SPECIAL TEMPORARY CERTIFICATE | | | |
| | | | | Special Temporary Cert / Ed. Specialist | 2 | | |
| | | | | | | Moderate/Severe Disabilities | 2 |
| | | | | Special Temporary Cert / Single Subject | 2 | | |
| | | | | | | Foreign Language: Spanish (Exam) | 1 |
| | | | | | | Mathematics (Examination) | 1 |
| | | 8 | 0.37% | EMERGENCY PERMITS | | | |
| | | | | Education Specialist Instruction Permit | 7 | | |
| | | | | | | Early Childhood Special Education | 2 |
| | | | | | | Mild/Moderate Disabilities | 3 |
| | | | | | | Moderate/Severe Disabilities | 2 |
| | | | | Single Subject Teaching Permit | 1 | | |
| | | | | | | Music | 1 |
| | | 2153 | 98.76% | Fully Credentialed Teachers | | | |
| | CAPISTRANO UNIFIED SCHOOL DISTRICT Total | 2180 | | | | | |
| ORANGE | CENTRALIA SCHOOL DISTRICT | 1 | 0.42% | EMERGENCY PERMITS | | | |
| | | | | Education Specialist Instruction Permit | 1 | | |
| | | | | | | Mild/Moderate Disabilities | 1 |
| | | 236 | 99.58% | Fully Credentialed Teachers | | | |
| | CENTRALIA SCHOOL DISTRICT Total | 237 | | | | | |
| ORANGE | CYPRESS ELEMENTARY SCHOOL DISTRICT | 1 | 0.46% | UNIVERSITY INTERNSHIP CREDENTIALS | | | |
| | | | | Education Specialist Instruction Credential | 1 | | |
| | | | | | | Early Childhood Special Education | 1 |
| | | 1 | 0.46% | DISTRICT INTERNSHIP CERTIFICATES | | | |
| | | | | District Intern Credential / Ed. Specialist | 1 | | |
| | | | | | | Mild/Moderate Disabilities | 1 |
| | | 2 | 0.92% | EMERGENCY PERMITS | | | |
| | | | | Education Specialist Instruction Permit | 2 | | |
| | | | | | | Early Childhood Special Education | 1 |
| | | | | | | Mild/Moderate Disabilities | 1 |
| | | | | | | Moderate/Severe Disabilities | 1 |
| | | 213 | 98.16% | Fully Credentialed Teachers | | | |
| | CYPRESS ELEMENTARY SCHOOL DISTRICT Total | 217 | | | | | |
| ORANGE | FOUNTAIN VALLEY ELEMENTARY SCHOOL DISTRICT | 2 | 0.77% | UNIVERSITY INTERNSHIP CREDENTIALS | | | |
| | | | | Education Specialist Instruction Credential | 2 | | |
| | | | | | | Mild/Moderate Disabilities | 2 |
| | | 2 | 0.77% | DISTRICT INTERNSHIP CERTIFICATES | | | |
| | | | | District Intern Credential / Ed. Specialist | 2 | | |
| | | | | | | Mild/Moderate Disabilities | 2 |
| | | 1 | 0.38% | EMERGENCY PERMITS | | | |
| | | | | Education Specialist Instruction Permit | 1 | | |

| County Name | Agency Name | Agency Total | % Agency | Credential Title | Cred Total | Subject | Subj Total |
|-------------|--|--------------|----------|---|------------|-------------------------------------|------------|
| | | | | | | Moderate/Severe Disabilities | 1 |
| | | 256 | 98.08% | Fully Credentialed Teachers | | | |
| | FOUNTAIN VALLEY ELEMENTARY SCHOOL DISTRICT Total | 261 | | | | | |
| ORANGE | FULLERTON ELEMENTARY SCHOOL DISTRICT | 2 | 0.32% | UNIVERSITY INTERNSHIP CREDENTIALS | | | |
| | | | | Education Specialist Instruction Credential | 2 | | |
| | | | | | | Mild/Moderate Disabilities | 1 |
| | | | | | | Moderate/Severe Disabilities | 1 |
| | | 1 | 0.16% | DISTRICT INTERNSHIP CERTIFICATES | | | |
| | | | | District Intern Credential / Ed. Specialist | 1 | | |
| | | | | | | Mild/Moderate Disabilities | 1 |
| | | 3 | 0.49% | SPECIAL TEMPORARY CERTIFICATE | | | |
| | | | | Special Temporary Cert / Ed. Specialist | 3 | | |
| | | | | | | Mild/Moderate Disabilities | 3 |
| | | | | | | Moderate/Severe Disabilities | 1 |
| | | 8 | 1.29% | EMERGENCY PERMITS | | | |
| | | | | Education Specialist Instruction Permit | 4 | | |
| | | | | | | Mild/Moderate Disabilities | 4 |
| | | | | Multiple Subject Teaching Permit | 3 | | |
| | | | | | | General Subjects | 1 |
| | | | | | | General Subjects (Examination) | 2 |
| | | | | Single Subject Teaching Permit | 1 | | |
| | | | | | | Biological Sci (Specialized) (Exam) | 1 |
| | | | | | | Science: Biological Sciences | 1 |
| | | 604 | 97.73% | Fully Credentialed Teachers | | | |
| | FULLERTON ELEMENTARY SCHOOL DISTRICT Total | 618 | | | | | |
| ORANGE | FULLERTON JOINT UNION HIGH SCHOOL DISTRICT | 14 | 2.40% | UNIVERSITY INTERNSHIP CREDENTIALS | | | |
| | | | | Education Specialist Instruction Credential | 3 | | |
| | | | | | | Mild/Moderate Disabilities | 3 |
| | | | | Multiple Subject Teaching Credential | 1 | | |
| | | | | | | General Subjects (Examination) | 1 |
| | | | | Single Subject Teaching Credential | 10 | | |
| | | | | | | English | 2 |
| | | | | | | Foreign Language: Latin | 1 |
| | | | | | | Foreign Language: Spanish | 1 |
| | | | | | | Foreign Language: Spanish (Exam) | 1 |
| | | | | | | Foundational-Level Math (Exam) | 2 |
| | | | | | | Mathematics | 2 |
| | | | | | | Science: Geosciences | 1 |
| | | 2 | 0.34% | SPECIAL TEMPORARY CERTIFICATE | | | |
| | | | | Special Temporary Cert / Single Subject | 2 | | |
| | | | | | | Physical Education | 1 |
| | | | | | | Social Science (Examination) | 1 |
| | | 33 | 5.65% | EMERGENCY PERMITS | | | |
| | | | | Education Specialist Instruction Permit | 4 | | |
| | | | | | | Mild/Moderate Disabilities | 3 |
| | | | | | | Moderate/Severe Disabilities | 1 |
| | | | | Multiple Subject Teaching Permit | 4 | | |
| | | | | | | General Subjects | 2 |
| | | | | | | General Subjects (Examination) | 2 |
| | | | | Single Subject Teaching Permit | 25 | | |
| | | | | | | Agriculture | 1 |
| | | | | | | Business | 1 |
| | | | | | | English | 1 |
| | | | | | | Foreign Language: Spanish | 3 |
| | | | | | | Mathematics | 4 |
| | | | | | | Music | 1 |
| | | | | | | Physical Education | 5 |
| | | | | | | Science: Biological Sciences | 1 |
| | | | | | | Science: Biological Sci (Exam) | 3 |
| | | | | | | Science: Chemistry | 1 |
| | | | | | | Social Science | 7 |
| | | | | | | Social Science (Examination) | 1 |
| | | 535 | 91.61% | Fully Credentialed Teachers | | | |
| | FULLERTON JOINT UNION HIGH SCHOOL DISTRICT Total | 584 | | | | | |

| County Name | Agency Name | Agency Total | % Agency | Credential Title | Cred Total | Subject | Subj Total |
|-------------|---|--------------|----------|---|------------|-----------------------------------|------------|
| ORANGE | GARDEN GROVE UNIFIED SCHOOL DISTRICT | 10 | 0.48% | UNIVERSITY INTERNSHIP CREDENTIALS | | | |
| | | | | Education Specialist Instruction Credential | 6 | | |
| | | | | | | Early Childhood Special Education | 3 |
| | | | | | | Mild/Moderate Disabilities | 2 |
| | | | | | | Moderate/Severe Disabilities | 1 |
| | | | | Single Subject Teaching Credential | 4 | | |
| | | | | | | Business | 1 |
| | | | | | | Foreign Language: Spanish | 1 |
| | | | | | | Foundational-Level Math (Exam) | 1 |
| | | | | | | Home Economics (Examination) | 1 |
| | | | | | | Science: Physics | 1 |
| | | 3 | 0.14% | DISTRICT INTERNSHIP CERTIFICATES | | | |
| | | | | District Intern Credential / Ed. Specialist | 2 | | |
| | | | | | | Mild/Moderate Disabilities | 2 |
| | | | | District Intern Credential / Multiple Subject | 1 | | |
| | | | | | | General Subjects (Examination) | 1 |
| | | 7 | 0.33% | SPECIAL TEMPORARY CERTIFICATE | | | |
| | | | | Special Temporary Cert / Ed. Specialist | 6 | | |
| | | | | | | Mild/Moderate Disabilities | 6 |
| | | | | Special Temporary Cert / Single Subject | 1 | | |
| | | | | | | English (Examination) | 1 |
| | | 14 | 0.67% | EMERGENCY PERMITS | | | |
| | | | | Education Specialist Instruction Permit | 9 | | |
| | | | | | | Mild/Moderate Disabilities | 8 |
| | | | | | | Moderate/Severe Disabilities | 1 |
| | | | | Single Subject Teaching Permit | 5 | | |
| | | | | | | English | 1 |
| | | | | | | English (Examination) | 1 |
| | | | | | | Mathematics | 1 |
| | | | | | | Music | 2 |
| | | 2 | 0.10% | CREDENTIAL WAIVERS | | | |
| | | | | Education Specialist Instruction Credential | 1 | | |
| | | | | | | Mild/Moderate Disabilities | 1 |
| | | | | Single Subject Teaching Credential | 1 | | |
| | | | | | | Mathematics | 1 |
| | GARDEN GROVE UNIFIED SCHOOL DISTRICT Total | 2102 | | Fully Credentialed Teachers | | | |
| ORANGE | HUNTINGTON BEACH CITY ELEMENTARY SCHOOL DIST | 2 | 0.72% | EMERGENCY PERMITS | | | |
| | | | | Education Specialist Instruction Permit | 2 | | |
| | | | | | | Mild/Moderate Disabilities | 1 |
| | | | | | | Moderate/Severe Disabilities | 1 |
| | | 274 | 99.28% | Fully Credentialed Teachers | | | |
| | HUNTINGTON BEACH CITY ELEM SCHOOL DIST Total | 276 | | | | | |
| ORANGE | HUNTINGTON BEACH UNION HIGH SCHOOL DISTRICT | 16 | 2.72% | EMERGENCY PERMITS | | | |
| | | | | Education Specialist Instruction Permit | 9 | | |
| | | | | | | Mild/Moderate Disabilities | 7 |
| | | | | | | Moderate/Severe Disabilities | 2 |
| | | | | Single Subject Teaching Permit | 7 | | |
| | | | | | | English | 1 |
| | | | | | | Music | 2 |
| | | | | | | Physical Education | 2 |
| | | | | | | Science: Biological Sci (Exam) | 2 |
| | | 6 | 1.02% | CREDENTIAL WAIVERS | | | |
| | | | | Education Specialist Instruction Credential | 6 | | |
| | | | | | | Deaf and Hard-of-Hearing | 1 |
| | | | | | | Mild/Moderate Disabilities | 5 |
| | | 567 | 96.26% | Fully Credentialed Teachers | | | |
| | HUNTINGTON BEACH UNION HIGH SCHOOL DISTRICT Total | 589 | | | | | |
| ORANGE | IRVINE UNIFIED SCHOOL DISTRICT | 2 | 0.18% | UNIVERSITY INTERNSHIP CREDENTIALS | | | |
| | | | | Education Specialist Instruction Credential | 1 | | |
| | | | | | | Moderate/Severe Disabilities | 1 |
| | | | | Single Subject Teaching Credential | 1 | | |
| | | | | | | Mathematics | 1 |
| | | 3 | 0.27% | DISTRICT INTERNSHIP CERTIFICATES | | | |

| County Name | Agency Name | Agency Total | % Agency | Credential Title | Cred Total | Subject | Subj Total |
|-------------|--------------------------------------|--------------|----------|--|------------|-----------------------------------|------------|
| | | | | District Intern Credential / Ed. Specialist | 3 | | |
| | | | | | | Mild/Moderate Disabilities | 3 |
| | | 1 | 0.09% | SPECIAL TEMPORARY CERTIFICATE Special Temporary Cert / Ed. Specialist | 1 | | |
| | | | | | | Moderate/Severe Disabilities | 1 |
| | | 22 | 1.97% | EMERGENCY PERMITS | | | |
| | | | | Education Specialist Instruction Permit | 6 | | |
| | | | | | | Mild/Moderate Disabilities | 4 |
| | | | | | | Moderate/Severe Disabilities | 2 |
| | | | | Multiple Subject Teaching Permit | 2 | | |
| | | | | | | General Subjects | 2 |
| | | | | Single Subject Teaching Permit | 14 | | |
| | | | | | | Art | 2 |
| | | | | | | English (Examination) | 2 |
| | | | | | | Foreign Language: French | 1 |
| | | | | | | Foreign Language: Spanish | 2 |
| | | | | | | Mathematics | 1 |
| | | | | | | Music | 5 |
| | | | | | | Science: Chemistry | 1 |
| | | | | | | Science: Physics | 1 |
| | | | | | | Social Science (Examination) | 1 |
| | | 6 | 0.54% | CREDENTIAL WAIVERS | | | |
| | | | | Education Specialist Instruction Credential | 6 | | |
| | | | | | | Mild/Moderate Disabilities | 6 |
| | | 1080 | 96.95% | Fully Credentialed Teachers | | | |
| | IRVINE UNIFIED SCHOOL DISTRICT Total | 1114 | | | | | |
| ORANGE | LA HABRA CITY ELEMENTARY | 2 | 0.66% | UNIVERSITY INTERNSHIP CREDENTIALS | | | |
| | | | | Education Specialist Instruction Credential | 2 | | |
| | | | | | | Mild/Moderate Disabilities | 2 |
| | | 1 | 0.33% | DISTRICT INTERNSHIP CERTIFICATES | | | |
| | | | | District Intern Credential / Ed. Specialist | 1 | | |
| | | | | | | Mild/Moderate Disabilities | 1 |
| | | 300 | 99.01% | Fully Credentialed Teachers | | | |
| | LA HABRA CITY ELEMENTARY Total | 303 | | | | | |
| ORANGE | LAGUNA BEACH UNIFIED | 1 | 0.79% | SPECIAL TEMPORARY CERTIFICATE | | | |
| | | | | Special Temporary Cert / Ed. Specialist | 1 | | |
| | | | | | | Mild/Moderate Disabilities | 1 |
| | | 1 | 0.79% | EMERGENCY PERMITS | | | |
| | | | | Education Specialist Instruction Permit | 1 | | |
| | | | | | | Mild/Moderate Disabilities | 1 |
| | | 124 | 98.41% | Fully Credentialed Teachers | | | |
| | LAGUNA BEACH UNIFIED Total | 126 | | | | | |
| ORANGE | LOS ALAMITOS UNIFIED | 1 | 0.25% | SPECIAL TEMPORARY CERTIFICATE | | | |
| | | | | Special Temporary Cert / Ed. Specialist | 1 | | |
| | | | | | | Early Childhood Special Education | 1 |
| | | 7 | 1.77% | EMERGENCY PERMITS | | | |
| | | | | Education Specialist Instruction Permit | 6 | | |
| | | | | | | Deaf and Hard-of-Hearing | 1 |
| | | | | | | Early Childhood Special Education | 1 |
| | | | | | | Mild/Moderate Disabilities | 3 |
| | | | | | | Moderate/Severe Disabilities | 1 |
| | | | | Single Subject Teaching Permit | 1 | | |
| | | | | | | Mathematics | 1 |
| | | 388 | 97.98% | Fully Credentialed Teachers | | | |
| | LOS ALAMITOS UNIFIED Total | 396 | | | | | |
| ORANGE | MAGNOLIA ELEMENTARY SCHOOL DISTRICT | 1 | 0.29% | UNIVERSITY INTERNSHIP CREDENTIALS | | | |
| | | | | Education Specialist Instruction Credential | 1 | | |
| | | | | | | Moderate/Severe Disabilities | 1 |
| | | 1 | 0.29% | SPECIAL TEMPORARY CERTIFICATE | | | |
| | | | | Special Temporary Cert / Ed. Specialist | 1 | | |
| | | | | | | Moderate/Severe Disabilities | 1 |
| | | 6 | 1.73% | EMERGENCY PERMITS | | | |
| | | | | Education Specialist Instruction Permit | 6 | | |
| | | | | | | Early Childhood Special Education | 3 |

| County Name | Agency Name | Agency Total | % Agency | Credential Title | Cred Total | Subject | Subj Total |
|-------------|---|--------------|----------|---|------------|-----------------------------------|------------|
| | | | | | | Mild/Moderate Disabilities | 1 |
| | | | | | | Moderate/Severe Disabilities | 2 |
| | | 338 | 97.69% | Fully Credentialed Teachers | | | |
| | MAGNOLIA ELEMENTARY SCHOOL DISTRICT Total | 346 | | | | | |
| ORANGE | NEWPORT-MESA UNIFIED SCHOOL DISTRICT | 6 | 0.58% | UNIVERSITY INTERNSHIP CREDENTIALS | | | |
| | | | | Education Specialist Instruction Credential | 4 | | |
| | | | | | | Early Childhood Special Education | 1 |
| | | | | | | Mild/Moderate Disabilities | 2 |
| | | | | | | Moderate/Severe Disabilities | 1 |
| | | | | Single Subject Teaching Credential | 2 | | |
| | | | | | | Foundational-Level Math (Exam) | 2 |
| | | 2 | 0.19% | DISTRICT INTERNSHIP CERTIFICATES | | | |
| | | | | District Intern Credential / Ed. Specialist | 2 | | |
| | | | | | | Mild/Moderate Disabilities | 2 |
| | | 2 | 0.19% | SPECIAL TEMPORARY CERTIFICATE | | | |
| | | | | Special Temporary Cert / Ed. Specialist | 1 | | |
| | | | | | | Mild/Moderate Disabilities | 1 |
| | | | | Special Temporary Cert / Single Subject | 1 | | |
| | | | | | | Foundational-Level Math (Exam) | 1 |
| | | 18 | 1.73% | EMERGENCY PERMITS | | | |
| | | | | Education Specialist Instruction Permit | 16 | | |
| | | | | | | Deaf and Hard-of-Hearing | 3 |
| | | | | | | Early Childhood Special Education | 2 |
| | | | | | | Mild/Moderate Disabilities | 4 |
| | | | | | | Moderate/Severe Disabilities | 7 |
| | | | | Single Subject Teaching Permit | 2 | | |
| | | | | | | Foreign Language: Latin | 1 |
| | | | | | | Social Science | 1 |
| | | 1010 | 97.30% | Fully Credentialed Teachers | | | |
| | NEWPORT-MESA UNIFIED SCHOOL DISTRICT Total | 1038 | | | | | |
| ORANGE | OCEAN VIEW ELEMENTARY SCHOOL DISTRICT | 1 | 0.21% | UNIVERSITY INTERNSHIP CREDENTIALS | | | |
| | | | | Education Specialist Instruction Credential | 1 | | |
| | | | | | | Mild/Moderate Disabilities | 1 |
| | | 1 | 0.21% | DISTRICT INTERNSHIP CERTIFICATES | | | |
| | | | | District Intern Credential / Ed. Specialist | 1 | | |
| | | | | | | Mild/Moderate Disabilities | 1 |
| | | 3 | 0.63% | SPECIAL TEMPORARY CERTIFICATE | | | |
| | | | | Special Temporary Cert / Ed. Specialist | 3 | | |
| | | | | | | Mild/Moderate Disabilities | 3 |
| | | 6 | 1.26% | EMERGENCY PERMITS | | | |
| | | | | Education Specialist Instruction Permit | 6 | | |
| | | | | | | Mild/Moderate Disabilities | 6 |
| | | 464 | 97.68% | Fully Credentialed Teachers | | | |
| | OCEAN VIEW ELEMENTARY SCHOOL DISTRICT Total | 475 | | | | | |
| ORANGE | ORANGE COUNTY OFFICE OF EDUCATION | 4 | | UNIVERSITY INTERNSHIP CREDENTIALS | | | |
| | | | | Education Specialist Instruction Credential | 1 | | |
| | | | | | | Moderate/Severe Disabilities | 1 |
| | | | | Multiple Subject Teaching Credential | 1 | | |
| | | | | | | General Subjects (Examination) | 1 |
| | | | | Single Subject Teaching Credential | 2 | | |
| | | | | | | Music (Examination) | 1 |
| | | | | | | Social Science (Examination) | 1 |
| | | 9 | | DISTRICT INTERNSHIP CERTIFICATES | | | |
| | | | | District Intern Credential / Ed. Specialist | 1 | | |
| | | | | | | Mild/Moderate Disabilities | 1 |
| | | | | District Intern Credential / Multiple Subject | 3 | | |
| | | | | | | General Subjects (Examination) | 4 |
| | | | | | | General Subjects (Examination) | 1 |
| | | | | | | General Subjects (Examination) | 3 |
| | | | | District Intern Credential / Multiple Subject | 5 | | |
| | | | | | | General Subjects (Examination) | 4 |
| | | | | | | General Subjects (Examination) | 1 |
| | | | | | | General Subjects (Examination) | 3 |
| | | 10 | | SPECIAL TEMPORARY CERTIFICATE | | | |

| County Name | Agency Name | Agency Total | % Agency | Credential Title | Cred Total | Subject | Subj Total |
|-------------|---|--------------|----------|---|------------|-----------------------------------|------------|
| | | | | Special Temporary Cert / Ed. Specialist | 1 | | |
| | | | | | | Moderate/Severe Disabilities | 4 |
| | | | | | | Moderate/Severe Disabilities | 1 |
| | | | | Special Temporary Cert / Ed. Specialist | 4 | | |
| | | | | | | Moderate/Severe Disabilities | 4 |
| | | | | | | Moderate/Severe Disabilities | 1 |
| | | | | Special Temporary Cert / Multiple Subject | 3 | | |
| | | | | | | General Subjects (Examination) | 3 |
| | | | | Special Temporary Cert / Single Subject | 2 | | |
| | | | | | | English | 1 |
| | | | | | | Physical Education | 1 |
| | | 3 | | PRE-INTERNSHIP CERTIFICATES | | | |
| | | | | Pre-Intern Certificate / Multiple Subject | 2 | | |
| | | | | | | General Subjects | 2 |
| | | | | Pre-Intern Certificate / Single Subject | 1 | | |
| | | | | | | Social Science (Examination) | 1 |
| | | 49 | | EMERGENCY PERMITS | | | |
| | | | | Education Specialist Instruction Permit | 22 | | |
| | | | | | | Deaf and Hard-of-Hearing | 4 |
| | | | | | | Early Childhood Special Education | 1 |
| | | | | | | Moderate/Severe Disabilities | 16 |
| | | | | | | Visual Impairments | 1 |
| | | | | Multiple Subject Teaching Permit | 13 | | |
| | | | | | | General Subjects | 9 |
| | | | | | | General Subjects (Examination) | 4 |
| | | | | Single Subject Teaching Permit | 1 | | |
| | | | | | | Art | 1 |
| | | | | | | English | 3 |
| | | | | | | Health Science | 1 |
| | | | | | | Mathematics | 2 |
| | | | | | | Mathematics (Examination) | 1 |
| | | | | | | Science: Physics | 2 |
| | | | | | | Social Science | 6 |
| | | | | | | Social Science (Examination) | 1 |
| | | | | Single Subject Teaching Permit | 13 | | |
| | | | | | | Art | 1 |
| | | | | | | English | 3 |
| | | | | | | Health Science | 1 |
| | | | | | | Mathematics | 2 |
| | | | | | | Mathematics (Examination) | 1 |
| | | | | | | Science: Physics | 2 |
| | | | | | | Social Science | 6 |
| | | | | | | Social Science (Examination) | 1 |
| | | 428 | 85.09% | Fully Credentialed Teachers | | | |
| | ORANGE COUNTY OFFICE OF EDUCATION Total | 503 | | | | | |
| ORANGE | ORANGE UNIFIED SCHOOL DISTRICT | 15 | 0.98% | UNIVERSITY INTERNSHIP CREDENTIALS | | | |
| | | | | Education Specialist Instruction Credential | 6 | | |
| | | | | | | Mild/Moderate Disabilities | 4 |
| | | | | | | Moderate/Severe Disabilities | 2 |
| | | | | Multiple Subject Teaching Credential | 2 | | |
| | | | | | | General Subjects | 1 |
| | | | | | | General Subjects (Examination) | 1 |
| | | | | Single Subject Teaching Credential | 7 | | |
| | | | | | | English | 1 |
| | | | | | | English (Examination) | 1 |
| | | | | | | Foreign Language: Spanish | 1 |
| | | | | | | Foreign Language: Spanish (Exam) | 1 |
| | | | | | | Mathematics | 1 |
| | | | | | | Mathematics (Examination) | 1 |
| | | | | | | Science: Biological Sci (Exam) | 1 |
| | | 8 | 0.52% | DISTRICT INTERNSHIP CERTIFICATES | | | |
| | | | | District Intern Credential / Ed. Specialist | 8 | | |
| | | | | | | Mild/Moderate Disabilities | 8 |
| | | 12 | 0.78% | SPECIAL TEMPORARY CERTIFICATE | | | |

| County Name | Agency Name | Agency Total | % Agency | Credential Title | Cred Total | Subject | Subj Total |
|-------------|---|--------------|----------|---|------------|-----------------------------------|------------|
| | | | | Special Temporary Cert / Ed. Specialist | 4 | | |
| | | | | | | Mild/Moderate Disabilities | 4 |
| | | | | Special Temporary Cert / Multiple Subject | 1 | | |
| | | | | | | General Subjects (Examination) | 1 |
| | | | | Special Temporary Cert / Single Subject | 7 | | |
| | | | | | | English | 1 |
| | | | | | | English (Examination) | 2 |
| | | | | | | Foundational-Level Math (Exam) | 2 |
| | | | | | | Mathematics | 1 |
| | | | | | | Science: Geosciences | 1 |
| | | 2 | 0.13% | PRE-INTERNSHIP CERTIFICATES | | | |
| | | | | Pre-Intern Certificate / Ed. Specialist | 1 | | |
| | | | | | | Early Childhood Special Education | 1 |
| | | | | | | Mild/Moderate Disabilities | 1 |
| | | | | Pre-Intern Certificate / Single Subject | 1 | | |
| | | | | | | Foundational-Level Mathematics | 1 |
| | | 42 | 2.74% | EMERGENCY PERMITS | | | |
| | | | | Education Specialist Instruction Permit | 21 | | |
| | | | | | | Mild/Moderate Disabilities | 21 |
| | | | | Multiple Subject Teaching Permit | 5 | | |
| | | | | | | General Subjects | 4 |
| | | | | | | General Subjects (Examination) | 1 |
| | | | | Single Subject Teaching Permit | 16 | | |
| | | | | | | English | 4 |
| | | | | | | Foreign Language: Spanish | 3 |
| | | | | | | Foundational-Level Math (Exam) | 1 |
| | | | | | | Health Science | 1 |
| | | | | | | Mathematics | 1 |
| | | | | | | Mathematics (Examination) | 1 |
| | | | | | | Music | 2 |
| | | | | | | Physical Education | 1 |
| | | | | | | Science: Biological Sciences | 3 |
| | | | | | | Science: Chemistry | 2 |
| | | | | | | Social Science | 1 |
| | | 2 | 0.13% | CREDENTIAL WAIVERS | | | |
| | | | | Education Specialist Instruction Credential | 2 | | |
| | | | | | | Deaf and Hard-of-Hearing | 1 |
| | | | | | | Mild/Moderate Disabilities | 1 |
| | | 1453 | 94.72% | Fully Credentialed Teachers | | | |
| | ORANGE UNIFIED SCHOOL DISTRICT Total | 1534 | | | | | |
| ORANGE | PLACENTIA-YORBA LINDA UNIFIED SCHOOL DISTRICT | 12 | 1.06% | UNIVERSITY INTERNSHIP CREDENTIALS | | | |
| | | | | Education Specialist Instruction Credential | 8 | | |
| | | | | | | Mild/Moderate Disabilities | 6 |
| | | | | | | Moderate/Severe Disabilities | 2 |
| | | | | Single Subject Teaching Credential | 4 | | |
| | | | | | | Mathematics | 1 |
| | | | | | | Science: Biological Sciences | 1 |
| | | | | | | Science: Chemistry | 1 |
| | | | | | | Science: Chemistry (Examination) | 1 |
| | | 4 | 0.35% | SPECIAL TEMPORARY CERTIFICATE | | | |
| | | | | Special Temporary Cert / Ed. Specialist | 3 | | |
| | | | | | | Mild/Moderate Disabilities | 2 |
| | | | | | | Moderate/Severe Disabilities | 1 |
| | | | | Special Temporary Cert / Single Subject | 1 | | |
| | | | | | | Music | 1 |
| | | 1121 | 98.59% | Fully Credentialed Teachers | | | |
| | PLACENTIA-YORBA LINDA UNIFIED SCHOOL DISTRICT Total | 1137 | | | | | |
| ORANGE | SADDLEBACK VALLEY UNIFIED SCHOOL DISTRICT | 4 | 0.27% | UNIVERSITY INTERNSHIP CREDENTIALS | | | |
| | | | | Education Specialist Instruction Credential | 3 | | |
| | | | | | | Early Childhood Special Education | 1 |
| | | | | | | Moderate/Severe Disabilities | 2 |
| | | | | Single Subject Teaching Credential | 1 | | |
| | | | | | | Foreign Language: Spanish | 1 |
| | | 1 | 0.07% | DISTRICT INTERNSHIP CERTIFICATES | | | |

| County Name | Agency Name | Agency Total | % Agency | Credential Title | Cred Total | Subject | Subj Total |
|-------------|---|--------------|----------|---|------------|-------------------------------------|------------|
| | | | | District Intern Credential / Ed. Specialist | 1 | | |
| | | 3 | 0.20% | SPECIAL TEMPORARY CERTIFICATE | | Mild/Moderate Disabilities | 1 |
| | | | | Special Temporary Cert / Ed. Specialist | 1 | | |
| | | | | | | Mild/Moderate Disabilities | 1 |
| | | | | Special Temporary Cert / Single Subject | 2 | | |
| | | | | | | Foreign Language: Spanish (Exam) | 1 |
| | | | | | | Science: Biological Sciences | 1 |
| | | | | | | Science: Geosciences | 1 |
| | | 1 | 0.07% | PRE-INTERNSHIP CERTIFICATES | | | |
| | | | | Pre-Intern Certificate / Single Subject | 1 | | |
| | | | | | | Foreign Language: Spanish | 1 |
| | | 5 | 0.34% | EMERGENCY PERMITS | | | |
| | | | | Education Specialist Instruction Permit | 3 | | |
| | | | | | | Mild/Moderate Disabilities | 3 |
| | | | | Single Subject Teaching Permit | 2 | | |
| | | | | | | Foreign Language: Spanish | 1 |
| | | | | | | Music | 1 |
| | SADDLEBACK VALLEY UNIFIED SCHOOL DISTRICT Total | 1463 | 99.05% | Fully Credentialed Teachers | | | |
| | | 1477 | | | | | |
| ORANGE | SANTA ANA UNIFIED SCHOOL DISTRICT | 19 | 0.74% | UNIVERSITY INTERNSHIP CREDENTIALS | | | |
| | | | | Education Specialist Instruction Credential | 4 | | |
| | | | | | | Mild/Moderate Disabilities | 4 |
| | | | | Multiple Subject Teaching Credential | 4 | | |
| | | | | | | General Subjects | 1 |
| | | | | | | General Subjects (Examination) | 3 |
| | | | | Single Subject Teaching Credential | 11 | | |
| | | | | | | English (Examination) | 1 |
| | | | | | | Foreign Language: Spanish | 1 |
| | | | | | | Foundational-Level Math (Exam) | 5 |
| | | | | | | Mathematics | 2 |
| | | | | | | Mathematics (Examination) | 1 |
| | | | | | | Science: Biological Sci (Exam) | 1 |
| | | 1 | 0.04% | DISTRICT INTERNSHIP CERTIFICATES | | | |
| | | | | District Intern Credential / Ed. Specialist | 1 | | |
| | | | | | | Mild/Moderate Disabilities | 1 |
| | | 21 | 0.82% | SPECIAL TEMPORARY CERTIFICATE | | | |
| | | | | Special Temporary Cert / Ed. Specialist | 10 | | |
| | | | | | | Mild/Moderate Disabilities | 9 |
| | | | | | | Moderate/Severe Disabilities | 1 |
| | | | | Special Temporary Cert / Multiple Subject | 1 | | |
| | | | | | | General Subjects (Examination) | 1 |
| | | | | Special Temporary Cert / Single Subject | 10 | | |
| | | | | | | Biological Sci (Specialized) (Exam) | 1 |
| | | | | | | English (Examination) | 1 |
| | | | | | | Foreign Language: Spanish (Exam) | 1 |
| | | | | | | Foundational-Level Math (Exam) | 3 |
| | | | | | | Physical Education (Examination) | 1 |
| | | | | | | Science: Biological Sci (Exam) | 2 |
| | | | | | | Science: Geosciences (Examination) | 1 |
| | | | | | | Social Science (Examination) | 1 |
| | | 23 | 0.90% | EMERGENCY PERMITS | | | |
| | | | | Education Specialist Instruction Permit | 15 | | |
| | | | | | | Deaf and Hard-of-Hearing | 1 |
| | | | | | | Early Childhood Special Education | 1 |
| | | | | | | Mild/Moderate Disabilities | 10 |
| | | | | | | Moderate/Severe Disabilities | 3 |
| | | | | Single Subject Teaching Permit | 8 | | |
| | | | | | | Art (Examination) | 1 |
| | | | | | | Foreign Language: Spanish | 1 |
| | | | | | | Mathematics | 5 |
| | | | | | | Science: Biological Sciences | 1 |
| | | | | | | Science: Biological Sci (Exam) | 1 |
| | | 2487 | 97.49% | Fully Credentialed Teachers | | | |

| County Name | Agency Name | Agency Total | % Agency | Credential Title | Cred Total | Subject | Subj Total |
|-------------|--|--------------|----------|---|------------|-----------------------------------|------------|
| | SANTA ANA UNIFIED SCHOOL DISTRICT Total | 2551 | | | | | |
| ORANGE | TUSTIN UNIFIED SCHOOL DISTRICT | 5 | 0.60% | UNIVERSITY INTERNSHIP CREDENTIALS | | | |
| | | | | Education Specialist Instruction Credential | 4 | | |
| | | | | | | Mild/Moderate Disabilities | 3 |
| | | | | | | Moderate/Severe Disabilities | 1 |
| | | | | Single Subject Teaching Credential | 1 | | |
| | | | | | | Science: Geosciences | 1 |
| | | 1 | 0.12% | DISTRICT INTERNSHIP CERTIFICATES | | | |
| | | | | District Intern Credential / Ed. Specialist | 1 | | |
| | | | | | | Mild/Moderate Disabilities | 1 |
| | | 5 | 0.60% | SPECIAL TEMPORARY CERTIFICATE | | | |
| | | | | Special Temporary Cert / Ed. Specialist | 2 | | |
| | | | | | | Mild/Moderate Disabilities | 1 |
| | | | | | | Moderate/Severe Disabilities | 1 |
| | | | | Special Temporary Cert / Multiple Subject | 1 | | |
| | | | | | | General Subjects | 1 |
| | | | | Special Temporary Cert / Single Subject | 2 | | |
| | | | | | | Mathematics | 1 |
| | | | | | | Physical Education | 1 |
| | | 6 | 0.72% | EMERGENCY PERMITS | | | |
| | | | | Education Specialist Instruction Permit | 4 | | |
| | | | | | | Mild/Moderate Disabilities | 4 |
| | | | | Single Subject Teaching Permit | 2 | | |
| | | | | | | Foreign Language: Spanish | 1 |
| | | | | | | Mathematics | 1 |
| | | 815 | 97.96% | Fully Credentialed Teachers | | | |
| | TUSTIN UNIFIED SCHOOL DISTRICT Total | 832 | | | | | |
| ORANGE | WESTMINSTER ELEMENTARY SCHOOL DISTRICT | 4 | 0.84% | UNIVERSITY INTERNSHIP CREDENTIALS | | | |
| | | | | Education Specialist Instruction Credential | 4 | | |
| | | | | | | Early Childhood Special Education | 1 |
| | | | | | | Moderate/Severe Disabilities | 3 |
| | | 1 | 0.21% | DISTRICT INTERNSHIP CERTIFICATES | | | |
| | | | | District Intern Credential / Ed. Specialist | 1 | | |
| | | | | | | Mild/Moderate Disabilities | 1 |
| | | 1 | 0.21% | SPECIAL TEMPORARY CERTIFICATE | | | |
| | | | | Special Temporary Cert / Ed. Specialist | 1 | | |
| | | | | | | Moderate/Severe Disabilities | 1 |
| | | 1 | 0.21% | PRE-INTERNSHIP CERTIFICATES | | | |
| | | | | Pre-Intern Certificate / Ed. Specialist | 1 | | |
| | | | | | | Mild/Moderate Disabilities | 1 |
| | | 10 | 2.11% | EMERGENCY PERMITS | | | |
| | | | | Education Specialist Instruction Permit | 8 | | |
| | | | | | | Mild/Moderate Disabilities | 3 |
| | | | | | | Moderate/Severe Disabilities | 5 |
| | | | | Multiple Subject Teaching Permit | 2 | | |
| | | | | | | General Subjects | 2 |
| | | 457 | 96.41% | Fully Credentialed Teachers | | | |
| | WESTMINSTER ELEMENTARY SCHOOL DISTRICT Total | 474 | | | | | |
| PLACER | AUBURN UNION ELEMENTARY SCHOOL DISTRICT | 2 | 1.68% | EMERGENCY PERMITS | | | |
| | | | | Education Specialist Instruction Permit | 2 | | |
| | | | | | | Early Childhood Special Education | 1 |
| | | | | | | Mild/Moderate Disabilities | 2 |
| | | 117 | 98.32% | Fully Credentialed Teachers | | | |
| | AUBURN UNION ELEMENTARY SCHOOL DISTRICT Total | 119 | | | | | |
| PLACER | DRY CREEK JOINT ELEMENTARY SCHOOL DISTRICT | 1 | 0.30% | UNIVERSITY INTERNSHIP CREDENTIALS | | | |
| | | | | Education Specialist Instruction Credential | 1 | | |
| | | | | | | Mild/Moderate Disabilities | 1 |
| | | 1 | 0.30% | DISTRICT INTERNSHIP CERTIFICATES | | | |
| | | | | District Intern Credential / Ed. Specialist | 1 | | |
| | | | | | | Mild/Moderate Disabilities | 1 |
| | | 334 | 99.40% | Fully Credentialed Teachers | | | |
| | DRY CREEK JOINT ELEMENTARY SCHOOL DISTRICT Total | 336 | | | | | |
| PLACER | EUREKA UNION ELEMENTARY SCHOOL DISTRICT | 1 | 0.51% | UNIVERSITY INTERNSHIP CREDENTIALS | | | |
| | | | | Education Specialist Instruction Credential | 1 | | |

| County Name | Agency Name | Agency Total | % Agency | Credential Title | Cred Total | Subject | Subj Total |
|-------------|---|--------------|----------|--|------------|-----------------------------------|------------|
| | | | | | | Mild/Moderate Disabilities | 1 |
| | | 1 | 0.51% | DISTRICT INTERNSHIP CERTIFICATES District Intern Credential / Ed. Specialist | 1 | | |
| | | | | | | Mild/Moderate Disabilities | 1 |
| | | 4 | 2.04% | EMERGENCY PERMITS Education Specialist Instruction Permit | 4 | | |
| | | | | | | Mild/Moderate Disabilities | 4 |
| | EUREKA UNION ELEMENTARY SCHOOL DISTRICT Total | 190 | 96.94% | Fully Credentialed Teachers | | | |
| PLACER | PLACER COUNTY OFFICE OF EDUCATION | 196 | | | | | |
| | | 1 | 1.45% | UNIVERSITY INTERNSHIP CREDENTIALS Education Specialist Instruction Credential | 1 | | |
| | | | | | | Moderate/Severe Disabilities | 1 |
| | | 1 | 1.45% | SPECIAL TEMPORARY CERTIFICATE Special Temporary Cert / Ed. Specialist | 1 | | |
| | | | | | | Moderate/Severe Disabilities | 1 |
| | | 13 | 18.84% | EMERGENCY PERMITS Education Specialist Instruction Permit | 13 | | |
| | | | | | | Early Childhood Special Education | 3 |
| | | | | | | Mild/Moderate Disabilities | 2 |
| | | | | | | Moderate/Severe Disabilities | 9 |
| | | | | | | Visual Impairments | 1 |
| | PLACER COUNTY OFFICE OF EDUCATION Total | 54 | 78.26% | Fully Credentialed Teachers | | | |
| | | 69 | | | | | |
| PLACER | PLACER UNION HIGH SCHOOL DISTRICT | 1 | 0.46% | SPECIAL TEMPORARY CERTIFICATE Special Temporary Cert / Ed. Specialist | 1 | | |
| | | | | | | Mild/Moderate Disabilities | 1 |
| | | 6 | 2.76% | EMERGENCY PERMITS Education Specialist Instruction Permit | 3 | | |
| | | | | | | Mild/Moderate Disabilities | 2 |
| | | | | | | Moderate/Severe Disabilities | 1 |
| | | | | | | Multiple Subject Teaching Permit | 1 |
| | | | | | | Single Subject Teaching Permit | 2 |
| | | | | | | Physical Education | 1 |
| | | | | | | Social Science (Examination) | 1 |
| | PLACER UNION HIGH SCHOOL DISTRICT Total | 210 | 96.77% | Fully Credentialed Teachers | | | |
| | | 217 | | | | | |
| PLACER | ROCKLIN UNIFIED SCHOOL DISTRICT | 5 | 1.07% | EMERGENCY PERMITS Multiple Subject Teaching Permit | 3 | | |
| | | | | | | General Subjects (Examination) | 3 |
| | | | | | | Single Subject Teaching Permit | 2 |
| | | | | | | Mathematics | 1 |
| | | | | | | Science: Chemistry (Examination) | 1 |
| | ROCKLIN UNIFIED SCHOOL DISTRICT Total | 461 | 98.93% | Fully Credentialed Teachers | | | |
| | | 466 | | | | | |
| PLACER | ROSEVILLE CITY ELEMENTARY SCHOOL DISTRICT | 1 | 0.25% | DISTRICT INTERNSHIP CERTIFICATES District Intern Credential / Ed. Specialist | 1 | | |
| | | | | | | Mild/Moderate Disabilities | 1 |
| | | 3 | 0.75% | EMERGENCY PERMITS Education Specialist Instruction Permit | 3 | | |
| | | | | | | Early Childhood Special Education | 2 |
| | | | | | | Mild/Moderate Disabilities | 1 |
| | ROSEVILLE CITY ELEMENTARY SCHOOL DISTRICT Total | 397 | 99.00% | Fully Credentialed Teachers | | | |
| | | 401 | | | | | |
| PLACER | ROSEVILLE JOINT UNION HIGH | 1 | 0.27% | UNIVERSITY INTERNSHIP CREDENTIALS Education Specialist Instruction Credential | 1 | | |
| | | | | | | Mild/Moderate Disabilities | 1 |
| | | 1 | 0.27% | SPECIAL TEMPORARY CERTIFICATE Special Temporary Cert / Ed. Specialist | 1 | | |
| | | | | | | Mild/Moderate Disabilities | 1 |
| | | 364 | 99.45% | Fully Credentialed Teachers | | | |
| | ROSEVILLE JOINT UNION HIGH Total | 366 | | | | | |
| PLACER | TAHOE-TRUCKEE UNIFIED SCHOOL DISTRICT | 1 | 0.42% | UNIVERSITY INTERNSHIP CREDENTIALS Multiple Subject Teaching Credential | 1 | | |

| County Name | Agency Name | Agency Total | % Agency | Credential Title | Cred Total | Subject | Subj Total |
|-------------|--|--------------|----------|---|------------|-------------------------------------|------------|
| | | | | | | General Subjects (Examination) | 1 |
| | | 4 | 1.67% | EMERGENCY PERMITS | | | |
| | | | | Education Specialist Instruction Permit | 3 | | |
| | | | | | | Mild/Moderate Disabilities | 1 |
| | | | | | | Moderate/Severe Disabilities | 2 |
| | | | | Multiple Subject Teaching Permit | 1 | | |
| | | | | | | General Subjects | 1 |
| | TAHOE-TRUCKEE UNIFIED SCHOOL DISTRICT Total | 234 | 97.91% | Fully Credentialed Teachers | | | |
| | | 239 | | | | | |
| PLACER | WESTERN PLACER UNIFIED SCHOOL DISTRICT | 3 | 0.92% | EMERGENCY PERMITS | | | |
| | | | | Multiple Subject Teaching Permit | 2 | | |
| | | | | | | General Subjects | 1 |
| | | | | | | General Subjects (Examination) | 1 |
| | | | | Single Subject Teaching Permit | 1 | | |
| | | | | | | Science: Biological Sciences | 1 |
| | WESTERN PLACER UNIFIED SCHOOL DISTRICT Total | 323 | 99.08% | Fully Credentialed Teachers | | | |
| | | 326 | | | | | |
| PLUMAS | PLUMAS COUNTY OFFICE OF EDUCATION | 1 | 16.67% | UNIVERSITY INTERNSHIP CREDENTIALS | | | |
| | | | | Single Subject Teaching Credential | 1 | | |
| | | | | | | Physical Education (Examination) | 1 |
| | | 5 | 83.33% | Fully Credentialed Teachers | | | |
| | PLUMAS COUNTY OFFICE OF EDUCATION Total | 6 | | | | | |
| PLUMAS | PLUMAS UNIFIED SCHOOL DISTRICT | 1 | 0.65% | UNIVERSITY INTERNSHIP CREDENTIALS | | | |
| | | | | Education Specialist Instruction Credential | 1 | | |
| | | | | | | Mild/Moderate Disabilities | 1 |
| | | 1 | 0.65% | EMERGENCY PERMITS | | | |
| | | | | Single Subject Teaching Permit | 1 | | |
| | | | | | | English | 1 |
| | | | | | | Foreign Language: Spanish | 1 |
| | | 152 | 98.70% | Fully Credentialed Teachers | | | |
| | PLUMAS UNIFIED SCHOOL DISTRICT Total | 154 | | | | | |
| RIVERSIDE | ALVORD UNIFIED SCHOOL DISTRICT | 20 | 2.29% | UNIVERSITY INTERNSHIP CREDENTIALS | | | |
| | | | | Education Specialist Instruction Credential | 1 | | |
| | | | | | | Mild/Moderate Disabilities | 1 |
| | | | | Multiple Subject Teaching Credential | 3 | | |
| | | | | | | General Subjects (Examination) | 3 |
| | | | | Single Subject Teaching Credential | 16 | | |
| | | | | | | Biological Sci (Specialized) (Exam) | 1 |
| | | | | | | English (Examination) | 3 |
| | | | | | | Foreign Language: Spanish | 1 |
| | | | | | | Mathematics | 4 |
| | | | | | | Music | 1 |
| | | | | | | Physical Education | 1 |
| | | | | | | Physical Education (Examination) | 1 |
| | | | | | | Science: Biological Sci (Exam) | 2 |
| | | | | | | Science: Chemistry (Examination) | 1 |
| | | | | | | Social Science | 1 |
| | | 4 | 0.46% | SPECIAL TEMPORARY CERTIFICATE | | | |
| | | | | Special Temporary Cert / Multiple Subject | 2 | | |
| | | | | | | General Subjects (Examination) | 2 |
| | | | | Special Temporary Cert / Single Subject | 2 | | |
| | | | | | | English (Examination) | 1 |
| | | | | | | Social Science (Examination) | 1 |
| | | 851 | 97.26% | Fully Credentialed Teachers | | | |
| | ALVORD UNIFIED SCHOOL DISTRICT Total | 875 | | | | | |
| RIVERSIDE | BANNING UNIFIED SCHOOL DISTRICT | 10 | 4.65% | UNIVERSITY INTERNSHIP CREDENTIALS | | | |
| | | | | Education Specialist Instruction Credential | 3 | | |
| | | | | | | Mild/Moderate Disabilities | 3 |
| | | | | Multiple Subject Teaching Credential | 5 | | |
| | | | | | | General Subjects (Examination) | 5 |
| | | | | Single Subject Teaching Credential | 2 | | |
| | | | | | | English | 1 |
| | | | | | | Physical Education | 1 |
| | | 2 | 0.93% | SPECIAL TEMPORARY CERTIFICATE | | | |

| County Name | Agency Name | Agency Total | % Agency | Credential Title | Cred Total | Subject | Subj Total |
|-------------|--|--------------|----------|---|------------|------------------------------------|------------|
| | | | | Special Temporary Cert / Ed. Specialist | 1 | | |
| | | | | | | Mild/Moderate Disabilities | 1 |
| | | | | Special Temporary Cert / Multiple Subject | 1 | | |
| | | | | | | General Subjects (Examination) | 1 |
| | | 203 | 94.42% | Fully Credentialed Teachers | | | |
| | BANNING UNIFIED SCHOOL DISTRICT Total | 215 | | | | | |
| RIVERSIDE | BEAUMONT UNIFIED SCHOOL DISTRICT | 8 | 3.23% | UNIVERSITY INTERNSHIP CREDENTIALS | | | |
| | | | | Multiple Subject Teaching Credential | 3 | | |
| | | | | | | General Subjects (Examination) | 3 |
| | | | | Single Subject Teaching Credential | 5 | | |
| | | | | | | English (Examination) | 1 |
| | | | | | | Mathematics (Examination) | 2 |
| | | | | | | Science: Biological Sciences | 1 |
| | | | | | | Science: Physics (Examination) | 1 |
| | | 4 | 1.61% | SPECIAL TEMPORARY CERTIFICATE | | | |
| | | | | Special Temporary Cert / Ed. Specialist | 2 | | |
| | | | | | | Mild/Moderate Disabilities | 2 |
| | | | | Special Temporary Cert / Multiple Subject | 1 | | |
| | | | | | | General Subjects (Examination) | 1 |
| | | | | Special Temporary Cert / Single Subject | 1 | | |
| | | | | | | English (Examination) | 1 |
| | | 1 | 0.40% | PRE-INTERNSHIP CERTIFICATES | | | |
| | | | | Pre-Intern Certificate / Single Subject | 1 | | |
| | | | | | | Science: Chemistry | 1 |
| | | 9 | 3.63% | EMERGENCY PERMITS | | | |
| | | | | Education Specialist Instruction Permit | 3 | | |
| | | | | | | Mild/Moderate Disabilities | 3 |
| | | | | Single Subject Teaching Permit | 6 | | |
| | | | | | | Art | 1 |
| | | | | | | Mathematics | 1 |
| | | | | | | Mathematics (Examination) | 1 |
| | | | | | | Science: Biological Sciences | 2 |
| | | | | | | Social Science | 1 |
| | | 226 | 91.13% | Fully Credentialed Teachers | | | |
| | BEAUMONT UNIFIED SCHOOL DISTRICT Total | 248 | | | | | |
| RIVERSIDE | COACHELLA VALLEY UNIFIED | 70 | 9.85% | UNIVERSITY INTERNSHIP CREDENTIALS | | | |
| | | | | Education Specialist Instruction Credential | 5 | | |
| | | | | | | Mild/Moderate Disabilities | 5 |
| | | | | Multiple Subject Teaching Credential | 44 | | |
| | | | | | | General Subjects | 21 |
| | | | | | | General Subjects (Examination) | 23 |
| | | | | Single Subject Teaching Credential | 21 | | |
| | | | | | | Art | 2 |
| | | | | | | Business (Examination) | 1 |
| | | | | | | English | 3 |
| | | | | | | English (Examination) | 4 |
| | | | | | | Foreign Language: Spanish (Exam) | 2 |
| | | | | | | Foundational-Level Math (Exam) | 3 |
| | | | | | | Mathematics | 2 |
| | | | | | | Science: Biological Sci (Exam) | 1 |
| | | | | | | Science: Geosciences (Examination) | 1 |
| | | | | | | Social Science (Examination) | 2 |
| | | 20 | 2.81% | PRE-INTERNSHIP CERTIFICATES | | | |
| | | | | Pre-Intern Certificate / Ed. Specialist | 2 | | |
| | | | | | | Mild/Moderate Disabilities | 2 |
| | | | | Pre-Intern Certificate / Multiple Subject | 9 | | |
| | | | | | | General Subjects | 9 |
| | | | | Pre-Intern Certificate / Single Subject | 9 | | |
| | | | | | | English | 1 |
| | | | | | | English (Examination) | 1 |
| | | | | | | Foreign Language: Spanish | 1 |
| | | | | | | Mathematics | 3 |
| | | | | | | Physical Education | 1 |
| | | | | | | Science: Biological Sciences | 2 |

| County Name | Agency Name | Agency Total | % Agency | Credential Title | Cred Total | Subject | Subj Total |
|-------------|--------------------------------|--------------|----------|---|------------|-----------------------------------|------------|
| | | 6 | 0.84% | EMERGENCY PERMITS | | | |
| | | | | Education Specialist Instruction Permit | 1 | | |
| | | | | Multiple Subject Teaching Permit | 1 | Mild/Moderate Disabilities | 1 |
| | | | | Single Subject Teaching Permit | 4 | General Subjects | 1 |
| | | | | | | Mathematics | 3 |
| | | | | | | Science: Biological Sciences | 1 |
| | | 615 | 86.50% | Fully Credentialed Teachers | | | |
| | COACHELLA VALLEY UNIFIED Total | 711 | | | | | |
| RIVERSIDE | CORONA-NORCO UNIFIED | 29 | 1.34% | UNIVERSITY INTERNSHIP CREDENTIALS | | | |
| | | | | Education Specialist Instruction Credential | 13 | | |
| | | | | | | Early Childhood Special Education | 1 |
| | | | | | | Mild/Moderate Disabilities | 10 |
| | | | | | | Moderate/Severe Disabilities | 2 |
| | | | | Multiple Subject Teaching Credential | 2 | | |
| | | | | Single Subject Teaching Credential | 14 | General Subjects (Examination) | 2 |
| | | | | | | Business | 1 |
| | | | | | | English (Examination) | 4 |
| | | | | | | Foreign Language: Spanish | 1 |
| | | | | | | Foreign Language: Spanish (Exam) | 2 |
| | | | | | | Foundational-Level Math (Exam) | 1 |
| | | | | | | Mathematics | 3 |
| | | | | | | Physical Education (Examination) | 1 |
| | | | | | | Science: Biological Sci (Exam) | 1 |
| | | | | | | Science: Chemistry (Examination) | 1 |
| | | 8 | 0.37% | SPECIAL TEMPORARY CERTIFICATE | | | |
| | | | | Special Temporary Cert / Ed. Specialist | 5 | | |
| | | | | | | Mild/Moderate Disabilities | 4 |
| | | | | | | Moderate/Severe Disabilities | 1 |
| | | | | Special Temporary Cert / Multiple Subject | 3 | | |
| | | | | | | General Subjects (Examination) | 3 |
| | | 3 | 0.14% | PRE-INTERNSHIP CERTIFICATES | | | |
| | | | | Pre-Intern Certificate / Multiple Subject | 1 | | |
| | | | | Pre-Intern Certificate / Single Subject | 2 | General Subjects | 1 |
| | | | | | | Business | 1 |
| | | | | | | Foreign Language: Spanish | 1 |
| | | | | | | Mathematics | 1 |
| | | | | | | Social Science | 1 |
| | | 84 | 3.89% | EMERGENCY PERMITS | | | |
| | | | | Education Specialist Instruction Permit | 21 | | |
| | | | | | | Deaf and Hard-of-Hearing | 1 |
| | | | | | | Early Childhood Special Education | 7 |
| | | | | | | Mild/Moderate Disabilities | 15 |
| | | | | | | Moderate/Severe Disabilities | 8 |
| | | | | Multiple Subject Teaching Permit | 31 | | |
| | | | | | | General Subjects | 16 |
| | | | | | | General Subjects (Examination) | 15 |
| | | | | Single Subject Teaching Permit | 32 | | |
| | | | | | | Business | 2 |
| | | | | | | English | 6 |
| | | | | | | English (Examination) | 3 |
| | | | | | | Foreign Language: Spanish | 4 |
| | | | | | | Health Science (Examination) | 1 |
| | | | | | | Industrial and Technology Educ | 1 |
| | | | | | | Mathematics | 11 |
| | | | | | | Music | 1 |
| | | | | | | Physical Education | 3 |
| | | | | | | Science: Biological Sciences | 4 |
| | | | | | | Science: Chemistry | 3 |
| | | | | | | Science: Chemistry (Examination) | 1 |
| | | | | | | Science: Physics | 2 |

| County Name | Agency Name | Agency Total | % Agency | Credential Title | Cred Total | Subject | Subj Total |
|-------------|--|--------------|----------|---|------------|-------------------------------------|------------|
| | | | | | | Social Science | 8 |
| | | 4 | 0.19% | CREDENTIAL WAIVERS | | | |
| | | | | Education Specialist Instruction Credential | 3 | | |
| | | | | | | Mild/Moderate Disabilities | 2 |
| | | | | | | Moderate/Severe Disabilities | 2 |
| | | | | Single Subject Teaching Credential | 1 | | |
| | | | | | | Mathematics | 1 |
| | CORONA-NORCO UNIFIED Total | 2031 | 94.07% | Fully Credentialed Teachers | | | |
| RIVERSIDE | DESERT SANDS UNIFIED SCHOOL DISTRICT | 20 | 1.61% | UNIVERSITY INTERNSHIP CREDENTIALS | | | |
| | | | | Education Specialist Instruction Credential | 6 | | |
| | | | | | | Early Childhood Special Education | 2 |
| | | | | | | Mild/Moderate Disabilities | 4 |
| | | | | Multiple Subject Teaching Credential | 5 | | |
| | | | | | | General Subjects | 2 |
| | | | | | | General Subjects (Examination) | 3 |
| | | | | Single Subject Teaching Credential | 9 | | |
| | | | | | | Biological Sci (Specialized) (Exam) | 1 |
| | | | | | | English | 1 |
| | | | | | | English (Examination) | 1 |
| | | | | | | Foreign Language: French (Exam) | 1 |
| | | | | | | Foundational-Level Math (Exam) | 1 |
| | | | | | | Music | 2 |
| | | | | | | Social Science | 1 |
| | | | | | | Social Science (Examination) | 1 |
| | | 1 | 0.08% | SPECIAL TEMPORARY CERTIFICATE | | | |
| | | | | Special Temporary Cert / Ed. Specialist | 1 | | |
| | | | | | | Mild/Moderate Disabilities | 1 |
| | | 2 | 0.16% | PRE-INTERNSHIP CERTIFICATES | | | |
| | | | | Pre-Intern Certificate / Ed. Specialist | 1 | | |
| | | | | | | Mild/Moderate Disabilities | 1 |
| | | | | Pre-Intern Certificate / Single Subject | 1 | | |
| | | | | | | Foreign Language: Spanish | 1 |
| | | 14 | 1.12% | EMERGENCY PERMITS | | | |
| | | | | Education Specialist Instruction Permit | 7 | | |
| | | | | | | Early Childhood Special Education | 2 |
| | | | | | | Mild/Moderate Disabilities | 3 |
| | | | | | | Moderate/Severe Disabilities | 2 |
| | | | | Multiple Subject Teaching Permit | 2 | | |
| | | | | | | General Subjects | 1 |
| | | | | | | General Subjects (Examination) | 1 |
| | | | | Single Subject Teaching Permit | 5 | | |
| | | | | | | Art | 1 |
| | | | | | | Foreign Language: French (Exam) | 1 |
| | | | | | | Foreign Language: Spanish | 2 |
| | | | | | | Industrial and Technology Educ | 1 |
| | | | | | | Mathematics | 1 |
| | | 1208 | 97.03% | Fully Credentialed Teachers | | | |
| | DESERT SANDS UNIFIED SCHOOL DISTRICT Total | 1245 | | | | | |
| RIVERSIDE | HEMET UNIFIED SCHOOL DISTRICT | 14 | 1.46% | UNIVERSITY INTERNSHIP CREDENTIALS | | | |
| | | | | Education Specialist Instruction Credential | 7 | | |
| | | | | | | Mild/Moderate Disabilities | 7 |
| | | | | Multiple Subject Teaching Credential | 2 | | |
| | | | | | | General Subjects | 1 |
| | | | | | | General Subjects (Examination) | 1 |
| | | | | Single Subject Teaching Credential | 5 | | |
| | | | | | | English (Examination) | 1 |
| | | | | | | Foundational-Level Math (Exam) | 1 |
| | | | | | | Science: Biological Sci (Exam) | 3 |
| | | 3 | 0.31% | SPECIAL TEMPORARY CERTIFICATE | | | |
| | | | | Special Temporary Cert / Ed. Specialist | 3 | | |
| | | | | | | Mild/Moderate Disabilities | 3 |
| | | | | | | Moderate/Severe Disabilities | 1 |
| | | 6 | 0.63% | PRE-INTERNSHIP CERTIFICATES | | | |

| County Name | Agency Name | Agency Total | % Agency | Credential Title | Cred Total | Subject | Subj Total |
|-------------|---------------------------------------|--------------|----------|---|------------|-----------------------------------|------------|
| | | | | Pre-Intern Certificate / Ed. Specialist | 4 | | |
| | | | | | | Mild/Moderate Disabilities | 3 |
| | | | | | | Moderate/Severe Disabilities | 1 |
| | | | | Pre-Intern Certificate / Single Subject | 2 | | |
| | | | | | | Physical Education | 2 |
| | | 25 | 2.61% | EMERGENCY PERMITS | | | |
| | | | | Education Specialist Instruction Permit | 12 | | |
| | | | | | | Mild/Moderate Disabilities | 9 |
| | | | | | | Moderate/Severe Disabilities | 3 |
| | | | | Multiple Subject Teaching Permit | 3 | | |
| | | | | | | General Subjects | 2 |
| | | | | | | General Subjects (Examination) | 1 |
| | | | | Single Subject Teaching Permit | 10 | | |
| | | | | | | Art | 1 |
| | | | | | | Foreign Language: Spanish | 1 |
| | | | | | | Mathematics | 2 |
| | | | | | | Music | 3 |
| | | | | | | Physical Education | 3 |
| | | 911 | 94.99% | Fully Credentialed Teachers | | | |
| | HEMET UNIFIED SCHOOL DISTRICT Total | 959 | | | | | |
| RIVERSIDE | JURUPA UNIFIED SCHOOL DISTRICT | 14 | 1.53% | UNIVERSITY INTERNSHIP CREDENTIALS | | | |
| | | | | Education Specialist Instruction Credential | 5 | | |
| | | | | | | Mild/Moderate Disabilities | 5 |
| | | | | Multiple Subject Teaching Credential | 3 | | |
| | | | | | | General Subjects (Examination) | 3 |
| | | | | Single Subject Teaching Credential | 6 | | |
| | | | | | | English | 1 |
| | | | | | | English (Examination) | 2 |
| | | | | | | Foreign Language: Spanish (Exam) | 1 |
| | | | | | | Foundational-Level Math (Exam) | 1 |
| | | | | | | Science: Biological Sci (Exam) | 1 |
| | | 7 | 0.77% | SPECIAL TEMPORARY CERTIFICATE | | | |
| | | | | Special Temporary Cert / Ed. Specialist | 5 | | |
| | | | | | | Early Childhood Special Education | 1 |
| | | | | | | Mild/Moderate Disabilities | 4 |
| | | | | Special Temporary Cert / Multiple Subject | 1 | | |
| | | | | | | General Subjects (Examination) | 1 |
| | | | | Special Temporary Cert / Single Subject | 1 | | |
| | | | | | | Science: Biological Sciences | 1 |
| | | 26 | 2.84% | EMERGENCY PERMITS | | | |
| | | | | Education Specialist Instruction Permit | 5 | | |
| | | | | | | Early Childhood Special Education | 1 |
| | | | | | | Mild/Moderate Disabilities | 4 |
| | | | | Multiple Subject Teaching Permit | 7 | | |
| | | | | | | General Subjects | 3 |
| | | | | | | General Subjects (Examination) | 4 |
| | | | | Single Subject Teaching Permit | 14 | | |
| | | | | | | Art | 1 |
| | | | | | | English | 3 |
| | | | | | | Foreign Language: Spanish | 2 |
| | | | | | | Health Science (Examination) | 1 |
| | | | | | | Mathematics | 6 |
| | | | | | | Music | 1 |
| | | | | | | Science: Biological Sciences | 2 |
| | | 3 | 0.33% | CREDENTIAL WAIVERS | | | |
| | | | | Education Specialist Instruction Credential | 3 | | |
| | | | | | | Mild/Moderate Disabilities | 2 |
| | | | | | | Moderate/Severe Disabilities | 1 |
| | | 865 | 94.54% | Fully Credentialed Teachers | | | |
| | JURUPA UNIFIED SCHOOL DISTRICT Total | 915 | | | | | |
| RIVERSIDE | LAKE ELSINORE UNIFIED SCHOOL DISTRICT | 9 | 1.00% | UNIVERSITY INTERNSHIP CREDENTIALS | | | |
| | | | | Education Specialist Instruction Credential | 9 | | |
| | | | | | | Mild/Moderate Disabilities | 9 |
| | | | | | | Moderate/Severe Disabilities | 3 |

| County Name | Agency Name | Agency Total | % Agency | Credential Title | Cred Total | Subject | Subj Total |
|-------------|---|--------------|----------|---|------------|------------------------------------|------------|
| | | 9 | 1.00% | EMERGENCY PERMITS | | | |
| | | | | Education Specialist Instruction Permit | 4 | | |
| | | | | | | Mild/Moderate Disabilities | 3 |
| | | | | | | Moderate/Severe Disabilities | 1 |
| | | | | Multiple Subject Teaching Permit | 3 | | |
| | | | | | | General Subjects | 1 |
| | | | | | | General Subjects (Examination) | 2 |
| | | | | Single Subject Teaching Permit | 2 | | |
| | | | | | | Physical Education | 2 |
| | | 880 | 98.00% | Fully Credentialed Teachers | | | |
| | LAKE ELSINORE UNIFIED SCHOOL DISTRICT Total | 898 | | | | | |
| RIVERSIDE | MENIFEE UNION SCHOOL DISTRICT | 3 | 1.00% | UNIVERSITY INTERNSHIP CREDENTIALS | | | |
| | | | | Education Specialist Instruction Credential | 1 | | |
| | | | | | | Mild/Moderate Disabilities | 1 |
| | | | | Multiple Subject Teaching Credential | 2 | | |
| | | | | | | General Subjects (Examination) | 2 |
| | | 1 | 0.33% | EMERGENCY PERMITS | | | |
| | | | | Education Specialist Instruction Permit | 1 | | |
| | | | | | | Early Childhood Special Education | 1 |
| | | | | | | Mild/Moderate Disabilities | 1 |
| | | 1 | 0.33% | CREDENTIAL WAIVERS | | | |
| | | | | Education Specialist Instruction Credential | 1 | | |
| | | | | | | Mild/Moderate Disabilities | 1 |
| | | 294 | 98.33% | Fully Credentialed Teachers | | | |
| | MENIFEE UNION SCHOOL DISTRICT Total | 299 | | | | | |
| RIVERSIDE | MORENO VALLEY UNIFIED SCHOOL DISTRICT | 43 | 2.69% | UNIVERSITY INTERNSHIP CREDENTIALS | | | |
| | | | | Education Specialist Instruction Credential | 12 | | |
| | | | | | | Mild/Moderate Disabilities | 10 |
| | | | | | | Moderate/Severe Disabilities | 2 |
| | | | | Multiple Subject Teaching Credential | 10 | | |
| | | | | | | General Subjects | 2 |
| | | | | | | General Subjects (Examination) | 8 |
| | | | | Single Subject Teaching Credential | 21 | | |
| | | | | | | Art (Examination) | 1 |
| | | | | | | Business (Examination) | 1 |
| | | | | | | English | 2 |
| | | | | | | English (Examination) | 2 |
| | | | | | | Foundational-Level Math (Exam) | 4 |
| | | | | | | Mathematics | 2 |
| | | | | | | Physical Education | 1 |
| | | | | | | Physical Education (Examination) | 1 |
| | | | | | | Science: Biological Sciences | 1 |
| | | | | | | Science: Biological Sci (Exam) | 2 |
| | | | | | | Science: Chemistry | 1 |
| | | | | | | Science: Chemistry (Examination) | 1 |
| | | | | | | Science: Geosciences (Examination) | 1 |
| | | | | | | Social Science (Examination) | 1 |
| | | 9 | 0.56% | SPECIAL TEMPORARY CERTIFICATE | | | |
| | | | | Special Temporary Cert / Ed. Specialist | 1 | | |
| | | | | | | Mild/Moderate Disabilities | 1 |
| | | | | Special Temporary Cert / Multiple Subject | 1 | | |
| | | | | | | General Subjects (Examination) | 1 |
| | | | | Special Temporary Cert / Single Subject | 7 | | |
| | | | | | | Art (Examination) | 1 |
| | | | | | | English | 1 |
| | | | | | | English (Examination) | 2 |
| | | | | | | Foundational-Level Math (Exam) | 1 |
| | | | | | | Mathematics | 1 |
| | | | | | | Science: Chemistry (Examination) | 1 |
| | | 2 | 0.13% | PRE-INTERNSHIP CERTIFICATES | | | |
| | | | | Pre-Intern Certificate / Single Subject | 2 | | |
| | | | | | | Foundational-Level Mathematics | 1 |
| | | | | | | Mathematics | 1 |
| | | 31 | 1.94% | EMERGENCY PERMITS | | | |

| County Name | Agency Name | Agency Total | % Agency | Credential Title | Cred Total | Subject | Subj Total |
|-------------|---|--------------|----------|---|------------|-----------------------------------|------------|
| | | | | Education Specialist Instruction Permit | 12 | | |
| | | | | | | Early Childhood Special Education | 1 |
| | | | | | | Mild/Moderate Disabilities | 11 |
| | | | | | | Moderate/Severe Disabilities | 5 |
| | | | | Multiple Subject Teaching Permit | 1 | | |
| | | | | | | General Subjects | 1 |
| | | | | Single Subject Teaching Permit | 18 | | |
| | | | | | | Art | 1 |
| | | | | | | English | 1 |
| | | | | | | English (Examination) | 1 |
| | | | | | | Mathematics | 6 |
| | | | | | | Physical Education | 3 |
| | | | | | | Science: Biological Sciences | 4 |
| | | | | | | Science: Chemistry | 1 |
| | | | | | | Science: Geosciences | 1 |
| | | | | | | Social Science | 2 |
| | | 1 | 0.06% | CREDENTIAL WAIVERS | | | |
| | | | | Single Subject Teaching Credential | 1 | | |
| | | | | | | Science: Biological Sciences | 1 |
| | | 1512 | 94.62% | Fully Credentialed Teachers | | | |
| | MORENO VALLEY UNIFIED SCHOOL DISTRICT Total | 1598 | | | | | |
| RIVERSIDE | MURRIETA VALLEY UNIFIED SCHOOL DISTRICT | 3 | 0.37% | UNIVERSITY INTERNSHIP CREDENTIALS | | | |
| | | | | Education Specialist Instruction Credential | 2 | | |
| | | | | | | Mild/Moderate Disabilities | 2 |
| | | | | Single Subject Teaching Credential | 1 | | |
| | | | | | | English (Examination) | 1 |
| | | 1 | 0.12% | SPECIAL TEMPORARY CERTIFICATE | | | |
| | | | | Special Temporary Cert / Single Subject | 1 | | |
| | | | | | | Mathematics | 1 |
| | | 18 | 2.23% | EMERGENCY PERMITS | | | |
| | | | | Education Specialist Instruction Permit | 6 | | |
| | | | | | | Mild/Moderate Disabilities | 6 |
| | | | | Multiple Subject Teaching Permit | 4 | | |
| | | | | | | General Subjects | 1 |
| | | | | | | General Subjects (Examination) | 3 |
| | | | | Single Subject Teaching Permit | 8 | | |
| | | | | | | Business | 1 |
| | | | | | | English | 2 |
| | | | | | | English (Examination) | 1 |
| | | | | | | Foreign Language: Spanish (Exam) | 1 |
| | | | | | | Mathematics | 2 |
| | | | | | | Science: Biological Sci (Exam) | 1 |
| | | 785 | 97.27% | Fully Credentialed Teachers | | | |
| | MURRIETA VALLEY UNIFIED SCHOOL DISTRICT Total | 807 | | | | | |
| RIVERSIDE | NUVIEW UNION | 1 | 1.23% | UNIVERSITY INTERNSHIP CREDENTIALS | | | |
| | | | | Multiple Subject Teaching Credential | 1 | | |
| | | | | | | General Subjects (Examination) | 1 |
| | | 80 | 98.77% | Fully Credentialed Teachers | | | |
| | NUVIEW UNION Total | 81 | | | | | |
| RIVERSIDE | PALM SPRINGS UNIFIED SCHOOL DISTRICT | 23 | 2.25% | UNIVERSITY INTERNSHIP CREDENTIALS | | | |
| | | | | Education Specialist Instruction Credential | 5 | | |
| | | | | | | Early Childhood Special Education | 2 |
| | | | | | | Mild/Moderate Disabilities | 3 |
| | | | | Multiple Subject Teaching Credential | 6 | | |
| | | | | | | General Subjects | 2 |
| | | | | | | General Subjects (Examination) | 4 |
| | | | | Single Subject Teaching Credential | 12 | | |
| | | | | | | Art | 1 |
| | | | | | | Art (Examination) | 1 |
| | | | | | | English | 2 |
| | | | | | | English (Examination) | 1 |
| | | | | | | Foreign Language: Spanish (Exam) | 1 |
| | | | | | | Foundational-Level Math (Exam) | 1 |
| | | | | | | Health Science (Examination) | 1 |

| County Name | Agency Name | Agency Total | % Agency | Credential Title | Cred Total | Subject | Subj Total |
|-------------|--|--------------|----------|---|------------|------------------------------------|------------|
| | | | | | | Mathematics | 1 |
| | | | | | | Physical Education (Examination) | 1 |
| | | | | | | Science: Geosciences (Examination) | 1 |
| | | | | | | Social Science | 1 |
| | | 34 | 3.33% | EMERGENCY PERMITS | | | |
| | | | | Education Specialist Instruction Permit | 14 | | |
| | | | | | | Mild/Moderate Disabilities | 11 |
| | | | | | | Moderate/Severe Disabilities | 4 |
| | | | | Multiple Subject Teaching Permit | 6 | | |
| | | | | | | General Subjects | 3 |
| | | | | | | General Subjects (Examination) | 3 |
| | | | | Single Subject Teaching Permit | 14 | | |
| | | | | | | English | 2 |
| | | | | | | English (Examination) | 1 |
| | | | | | | Foreign Language: Spanish | 2 |
| | | | | | | Health Science (Examination) | 1 |
| | | | | | | Mathematics | 4 |
| | | | | | | Physical Education | 2 |
| | | | | | | Science: Biological Sciences | 1 |
| | | | | | | Social Science | 1 |
| | | 1 | 0.10% | CREDENTIAL WAIVERS | | | |
| | | | | Single Subject Teaching Credential | 1 | | |
| | | | | | | English | 1 |
| | | 963 | 94.32% | Fully Credentialed Teachers | | | |
| | PALM SPRINGS UNIFIED SCHOOL DISTRICT Total | 1021 | | | | | |
| RIVERSIDE | PALO VERDE UNIFIED SCHOOL DISTRICT | 5 | 2.99% | UNIVERSITY INTERNSHIP CREDENTIALS | | | |
| | | | | Multiple Subject Teaching Credential | 3 | | |
| | | | | | | General Subjects | 1 |
| | | | | | | General Subjects (Examination) | 2 |
| | | | | Single Subject Teaching Credential | 2 | | |
| | | | | | | English (Examination) | 1 |
| | | | | | | Foreign Language: Spanish | 1 |
| | | 2 | 1.20% | SPECIAL TEMPORARY CERTIFICATE | | | |
| | | | | Special Temporary Cert / Multiple Subject | 1 | | |
| | | | | | | General Subjects (Examination) | 1 |
| | | | | Special Temporary Cert / Single Subject | 1 | | |
| | | | | | | Music | 1 |
| | | 2 | 1.20% | PRE-INTERNSHIP CERTIFICATES | | | |
| | | | | Pre-Intern Certificate / Multiple Subject | 1 | | |
| | | | | | | General Subjects | 1 |
| | | | | Pre-Intern Certificate / Single Subject | 1 | | |
| | | | | | | Social Science | 1 |
| | | 2 | 1.20% | EMERGENCY PERMITS | | | |
| | | | | Education Specialist Instruction Permit | 2 | | |
| | | | | | | Mild/Moderate Disabilities | 2 |
| | | 156 | 93.41% | Fully Credentialed Teachers | | | |
| | PALO VERDE UNIFIED SCHOOL DISTRICT Total | 167 | | | | | |
| RIVERSIDE | PERRIS ELEMENTARY SCHOOL DISTRICT | 1 | 0.38% | UNIVERSITY INTERNSHIP CREDENTIALS | | | |
| | | | | Multiple Subject Teaching Credential | 1 | | |
| | | | | | | General Subjects (Examination) | 1 |
| | | 6 | 2.29% | EMERGENCY PERMITS | | | |
| | | | | Education Specialist Instruction Permit | 4 | | |
| | | | | | | Mild/Moderate Disabilities | 4 |
| | | | | Multiple Subject Teaching Permit | 2 | | |
| | | | | | | General Subjects | 2 |
| | | 255 | 97.33% | Fully Credentialed Teachers | | | |
| | PERRIS ELEMENTARY SCHOOL DISTRICT Total | 262 | | | | | |
| RIVERSIDE | PERRIS UNION HIGH SCHOOL DISTRICT | 16 | 4.83% | UNIVERSITY INTERNSHIP CREDENTIALS | | | |
| | | | | Education Specialist Instruction Credential | 5 | | |
| | | | | | | Mild/Moderate Disabilities | 5 |
| | | | | Multiple Subject Teaching Credential | 2 | | |
| | | | | | | General Subjects | 1 |
| | | | | | | General Subjects (Examination) | 1 |
| | | | | Single Subject Teaching Credential | 9 | | |

| County Name | Agency Name | Agency Total | % Agency | Credential Title | Cred Total | Subject | Subj Total |
|-------------|---|--------------|----------|--|------------|---|------------|
| | | | | | | English | 1 |
| | | | | | | English (Examination) | 2 |
| | | | | | | Foreign Language: Spanish (Exam) | 2 |
| | | | | | | Foundational-Level Math (Exam) | 1 |
| | | | | | | Mathematics | 2 |
| | | | | | | Social Science (Examination) | 1 |
| | | 3 | 0.91% | SPECIAL TEMPORARY CERTIFICATE Special Temporary Cert / Multiple Subject | 1 | | |
| | | | | | | General Subjects | 1 |
| | | | | | | Special Temporary Cert / Single Subject | 2 |
| | | | | | | English (Examination) | 1 |
| | | | | | | Mathematics (Examination) | 1 |
| | | 3 | 0.91% | PRE-INTERNSHIP CERTIFICATES Pre-Intern Certificate / Single Subject | 3 | | |
| | | | | | | Art | 1 |
| | | | | | | Mathematics | 2 |
| | | 21 | 6.34% | EMERGENCY PERMITS Education Specialist Instruction Permit | 1 | | |
| | | | | | | Mild/Moderate Disabilities | 1 |
| | | | | | | Multiple Subject Teaching Permit | 2 |
| | | | | | | General Subjects | 1 |
| | | | | | | General Subjects (Examination) | 1 |
| | | | | | | Single Subject Teaching Permit | 18 |
| | | | | | | English | 1 |
| | | | | | | Foreign Language: Spanish | 2 |
| | | | | | | Health Science | 1 |
| | | | | | | Mathematics | 5 |
| | | | | | | Mathematics (Examination) | 2 |
| | | | | | | Music | 1 |
| | | | | | | Science: Biological Sciences | 1 |
| | | | | | | Science: Biological Sci (Exam) | 1 |
| | | | | | | Science: Chemistry | 1 |
| | | | | | | Science: Chemistry (Examination) | 1 |
| | | | | | | Science: Geosciences | 1 |
| | | | | | | Science: Physics | 1 |
| | | | | | | Social Science | 2 |
| | | | | | | Social Science (Examination) | 1 |
| | | 1 | 0.30% | CREDENTIAL WAIVERS Single Subject Teaching Credential | 1 | | |
| | | | | | | Mathematics | 1 |
| | | 287 | 86.71% | Fully Credentialed Teachers | | | |
| | PERRIS UNION HIGH SCHOOL DISTRICT Total | 331 | | | | | |
| RIVERSIDE | RIVERSIDE COUNTY OFFICE OF EDUCATION | 12 | 4.08% | UNIVERSITY INTERNSHIP CREDENTIALS Education Specialist Instruction Credential | 1 | | |
| | | | | | | Deaf and Hard-of-Hearing | 2 |
| | | | | | | Early Childhood Special Education | 1 |
| | | | | | | Mild/Moderate Disabilities | 1 |
| | | | | | | Mild/Moderate Disabilities | 1 |
| | | | | | | Moderate/Severe Disabilities | 7 |
| | | | | | | Education Specialist Instruction Credential | 11 |
| | | | | | | Deaf and Hard-of-Hearing | 2 |
| | | | | | | Early Childhood Special Education | 1 |
| | | | | | | Mild/Moderate Disabilities | 1 |
| | | | | | | Mild/Moderate Disabilities | 1 |
| | | | | | | Moderate/Severe Disabilities | 7 |
| | | 9 | 3.06% | SPECIAL TEMPORARY CERTIFICATE Special Temporary Cert / Ed. Specialist | 9 | | |
| | | | | | | Mild/Moderate Disabilities | 4 |
| | | | | | | Moderate/Severe Disabilities | 5 |
| | | 3 | 1.02% | PRE-INTERNSHIP CERTIFICATES Pre-Intern Certificate / Ed. Specialist | 2 | | |
| | | | | | | Moderate/Severe Disabilities | 2 |
| | | | | | | Pre-Intern Certificate / Single Subject | 1 |
| | | | | | | Mathematics | 1 |

| County Name | Agency Name | Agency Total | % Agency | Credential Title | Cred Total | Subject | Subj Total |
|-------------|--|--------------|----------|---|------------|-------------------------------------|------------|
| | | 44 | 14.97% | EMERGENCY PERMITS | | | |
| | | | | Education Specialist Instruction Permit | 37 | | |
| | | | | | | Deaf and Hard-of-Hearing | 2 |
| | | | | | | Early Childhood Special Education | 3 |
| | | | | | | Mild/Moderate Disabilities | 6 |
| | | | | | | Moderate/Severe Disabilities | 26 |
| | | | | Multiple Subject Teaching Permit | 6 | | |
| | | | | | | General Subjects | 4 |
| | | | | | | General Subjects (Examination) | 2 |
| | | | | Single Subject Teaching Permit | 1 | | |
| | | | | | | Art | 1 |
| | | | | | | Mathematics | 1 |
| | | 3 | 1.02% | CREDENTIAL WAIVERS | | | |
| | | | | Education Specialist Instruction Credential | 3 | | |
| | | | | | | Moderate/Severe Disabilities | 3 |
| | | 223 | 75.85% | Fully Credentialed Teachers | | | |
| | RIVERSIDE COUNTY OFFICE OF EDUCATION Total | 294 | | | | | |
| RIVERSIDE | RIVERSIDE UNIFIED SCHOOL DISTRICT | 25 | 1.36% | UNIVERSITY INTERNSHIP CREDENTIALS | | | |
| | | | | Education Specialist Instruction Credential | 8 | | |
| | | | | | | Mild/Moderate Disabilities | 3 |
| | | | | | | Moderate/Severe Disabilities | 5 |
| | | | | Multiple Subject Teaching Credential | 2 | | |
| | | | | | | General Subjects (Examination) | 2 |
| | | | | Single Subject Teaching Credential | 15 | | |
| | | | | | | Business (Examination) | 1 |
| | | | | | | English | 2 |
| | | | | | | English (Examination) | 2 |
| | | | | | | Foreign Language: Spanish | 1 |
| | | | | | | Foundational-Level Math (Exam) | 2 |
| | | | | | | Mathematics | 2 |
| | | | | | | Mathematics (Examination) | 1 |
| | | | | | | Physical Education | 1 |
| | | | | | | Science: Biological Sci (Exam) | 1 |
| | | | | | | Science: Geosciences (Examination) | 1 |
| | | | | | | Social Science | 1 |
| | | | | | | Social Science (Examination) | 1 |
| | | 3 | 0.16% | SPECIAL TEMPORARY CERTIFICATE | | | |
| | | | | Special Temporary Cert / Ed. Specialist | 1 | | |
| | | | | | | Mild/Moderate Disabilities | 1 |
| | | | | Special Temporary Cert / Single Subject | 2 | | |
| | | | | | | Biological Sci (Specialized) (Exam) | 1 |
| | | | | | | Mathematics | 1 |
| | | 57 | 3.10% | EMERGENCY PERMITS | | | |
| | | | | Education Specialist Instruction Permit | 23 | | |
| | | | | | | Deaf and Hard-of-Hearing | 1 |
| | | | | | | Early Childhood Special Education | 1 |
| | | | | | | Mild/Moderate Disabilities | 16 |
| | | | | | | Moderate/Severe Disabilities | 5 |
| | | | | Multiple Subject Teaching Permit | 11 | | |
| | | | | | | General Subjects | 7 |
| | | | | | | General Subjects (Examination) | 4 |
| | | | | Single Subject Teaching Permit | 23 | | |
| | | | | | | Art | 1 |
| | | | | | | Business | 1 |
| | | | | | | English | 6 |
| | | | | | | English (Examination) | 1 |
| | | | | | | Foreign Language: Spanish | 1 |
| | | | | | | Health Science | 1 |
| | | | | | | Mathematics | 4 |
| | | | | | | Music | 1 |
| | | | | | | Physical Education | 5 |
| | | | | | | Social Science | 3 |
| | | | | | | Social Science (Examination) | 1 |
| | | 5 | 0.27% | CREDENTIAL WAIVERS | | | |

| County Name | Agency Name | Agency Total | % Agency | Credential Title | Cred Total | Subject | Subj Total |
|-------------|---|--------------|----------|---|------------|-----------------------------------|------------|
| | | | | Education Specialist Instruction Credential | 3 | | |
| | | | | | | Early Childhood Special Education | 1 |
| | | | | | | Mild/Moderate Disabilities | 1 |
| | | | | | | Moderate/Severe Disabilities | 1 |
| | | | | Single Subject Teaching Credential | 2 | | |
| | | | | | | English | 1 |
| | | | | | | Science: Biological Sciences | 1 |
| | | 1751 | 95.11% | Fully Credentialed Teachers | | | |
| | RIVERSIDE UNIFIED SCHOOL DISTRICT Total | 1841 | | | | | |
| RIVERSIDE | ROMOLAND ELEMENTARY SCHOOL DISTRICT | 2 | 2.38% | UNIVERSITY INTERNSHIP CREDENTIALS | | | |
| | | | | Multiple Subject Teaching Credential | 1 | | |
| | | | | | | General Subjects (Examination) | 1 |
| | | | | Single Subject Teaching Credential | 1 | | |
| | | | | | | Business | 1 |
| | | 82 | 97.62% | Fully Credentialed Teachers | | | |
| | ROMOLAND ELEMENTARY SCHOOL DISTRICT Total | 84 | | | | | |
| RIVERSIDE | SAN JACINTO UNIFIED SCHOOL DISTRICT | 11 | 3.30% | UNIVERSITY INTERNSHIP CREDENTIALS | | | |
| | | | | Education Specialist Instruction Credential | 5 | | |
| | | | | | | Mild/Moderate Disabilities | 5 |
| | | | | Multiple Subject Teaching Credential | 2 | | |
| | | | | | | General Subjects | 1 |
| | | | | | | General Subjects (Examination) | 1 |
| | | | | Single Subject Teaching Credential | 4 | | |
| | | | | | | English | 1 |
| | | | | | | Science: Biological Sci (Exam) | 2 |
| | | | | | | Science: Chemistry (Examination) | 1 |
| | | 2 | 0.60% | SPECIAL TEMPORARY CERTIFICATE | | | |
| | | | | Special Temporary Cert / Ed. Specialist | 1 | | |
| | | | | | | Moderate/Severe Disabilities | 1 |
| | | | | Special Temporary Cert / Single Subject | 1 | | |
| | | | | | | Foundational-Level Math (Exam) | 1 |
| | | 1 | 0.30% | PRE-INTERNSHIP CERTIFICATES | | | |
| | | | | Pre-Intern Certificate / Ed. Specialist | 1 | | |
| | | | | | | Mild/Moderate Disabilities | 1 |
| | | 16 | 4.80% | EMERGENCY PERMITS | | | |
| | | | | Education Specialist Instruction Permit | 5 | | |
| | | | | | | Mild/Moderate Disabilities | 4 |
| | | | | | | Moderate/Severe Disabilities | 1 |
| | | | | Multiple Subject Teaching Permit | 5 | | |
| | | | | | | General Subjects | 4 |
| | | | | | | General Subjects (Examination) | 1 |
| | | | | Single Subject Teaching Permit | 6 | | |
| | | | | | | English | 2 |
| | | | | | | Mathematics | 2 |
| | | | | | | Physical Education | 2 |
| | | 1 | 0.30% | CREDENTIAL WAIVERS | | | |
| | | | | Education Specialist Instruction Credential | 1 | | |
| | | | | | | Mild/Moderate Disabilities | 1 |
| | | 302 | 90.69% | Fully Credentialed Teachers | | | |
| | SAN JACINTO UNIFIED SCHOOL DISTRICT Total | 333 | | | | | |
| RIVERSIDE | TEMECULA VALLEY UNIFIED SCHOOL DISTRICT | 5 | 0.42% | UNIVERSITY INTERNSHIP CREDENTIALS | | | |
| | | | | Education Specialist Instruction Credential | 3 | | |
| | | | | | | Mild/Moderate Disabilities | 3 |
| | | | | Multiple Subject Teaching Credential | 1 | | |
| | | | | | | General Subjects (Examination) | 1 |
| | | | | Single Subject Teaching Credential | 1 | | |
| | | | | | | Science: Chemistry (Examination) | 1 |
| | | 1 | 0.08% | PRE-INTERNSHIP CERTIFICATES | | | |
| | | | | Pre-Intern Certificate / Ed. Specialist | 1 | | |
| | | | | | | Mild/Moderate Disabilities | 1 |
| | | 27 | 2.25% | EMERGENCY PERMITS | | | |
| | | | | Education Specialist Instruction Permit | 20 | | |
| | | | | | | Early Childhood Special Education | 3 |
| | | | | | | Mild/Moderate Disabilities | 17 |

| County Name | Agency Name | Agency Total | % Agency | Credential Title | Cred Total | Subject | Subj Total |
|-------------|---|--------------|----------|---|------------|----------------------------------|------------|
| | | | | Multiple Subject Teaching Permit | 3 | | |
| | | | | | | General Subjects | 2 |
| | | | | | | General Subjects (Examination) | 1 |
| | | | | Single Subject Teaching Permit | 4 | | |
| | | | | | | Foreign Language: Spanish | 3 |
| | | | | | | Health Science (Examination) | 1 |
| | | 1165 | 97.25% | Fully Credentialed Teachers | | | |
| | TEMECULA VALLEY UNIFIED SCHOOL DISTRICT Total | 1198 | | | | | |
| RIVERSIDE | VAL VERDE UNIFIED SCHOOL DISTRICT | 29 | 4.68% | UNIVERSITY INTERNSHIP CREDENTIALS | | | |
| | | | | Education Specialist Instruction Credential | 3 | | |
| | | | | | | Mild/Moderate Disabilities | 2 |
| | | | | | | Moderate/Severe Disabilities | 1 |
| | | | | Multiple Subject Teaching Credential | 9 | | |
| | | | | | | General Subjects (Examination) | 9 |
| | | | | Single Subject Teaching Credential | 17 | | |
| | | | | | | English | 3 |
| | | | | | | English (Examination) | 3 |
| | | | | | | Foreign Language: Spanish | 1 |
| | | | | | | Foundational-Level Math (Exam) | 2 |
| | | | | | | Physical Education (Examination) | 2 |
| | | | | | | Science: Biological Sciences | 1 |
| | | | | | | Science: Biological Sci (Exam) | 2 |
| | | | | | | Science: Chemistry | 1 |
| | | | | | | Social Science (Examination) | 2 |
| | | 1 | 0.16% | SPECIAL TEMPORARY CERTIFICATE | | | |
| | | | | Special Temporary Cert / Ed. Specialist | 1 | | |
| | | | | | | Mild/Moderate Disabilities | 1 |
| | | 14 | 2.26% | EMERGENCY PERMITS | | | |
| | | | | Education Specialist Instruction Permit | 3 | | |
| | | | | | | Mild/Moderate Disabilities | 2 |
| | | | | | | Moderate/Severe Disabilities | 1 |
| | | | | Multiple Subject Teaching Permit | 2 | | |
| | | | | | | General Subjects | 2 |
| | | | | Single Subject Teaching Permit | 9 | | |
| | | | | | | Business | 1 |
| | | | | | | English | 1 |
| | | | | | | Mathematics | 3 |
| | | | | | | Music | 1 |
| | | | | | | Science: Biological Sciences | 3 |
| | | | | | | Science: Chemistry | 1 |
| | | | | | | Social Science | 2 |
| | | 576 | 92.90% | Fully Credentialed Teachers | | | |
| | VAL VERDE UNIFIED SCHOOL DISTRICT Total | 620 | | | | | |
| SACRAMENTO | CENTER UNIFIED SCHOOL DISTRICT | 3 | 1.06% | DISTRICT INTERNSHIP CERTIFICATES | | | |
| | | | | District Intern Credential / Ed. Specialist | 1 | | |
| | | | | | | Mild/Moderate Disabilities | 1 |
| | | | | District Intern Credential / Single Subject | 2 | | |
| | | | | | | Mathematics (Examination) | 1 |
| | | | | | | Science: Chemistry (Examination) | 1 |
| | | 1 | 0.35% | SPECIAL TEMPORARY CERTIFICATE | | | |
| | | | | Special Temporary Cert / Ed. Specialist | 1 | | |
| | | | | | | Mild/Moderate Disabilities | 1 |
| | | 10 | 3.52% | EMERGENCY PERMITS | | | |
| | | | | Education Specialist Instruction Permit | 5 | | |
| | | | | | | Mild/Moderate Disabilities | 4 |
| | | | | | | Moderate/Severe Disabilities | 1 |
| | | | | Single Subject Teaching Permit | 5 | | |
| | | | | | | Mathematics | 2 |
| | | | | | | Mathematics (Examination) | 1 |
| | | | | | | Science: Biological Sciences | 3 |
| | | 270 | 95.07% | Fully Credentialed Teachers | | | |
| | CENTER UNIFIED SCHOOL DISTRICT Total | 284 | | | | | |
| SACRAMENTO | DEL PASO HEIGHTS ELEMENTARY SCHOOL DISTRICT | 3 | 2.86% | DISTRICT INTERNSHIP CERTIFICATES | | | |
| | | | | District Intern Credential / Ed. Specialist | 2 | | |

| County Name | Agency Name | Agency Total | % Agency | Credential Title | Cred Total | Subject | Subj Total |
|-------------|--|--------------|----------|---|------------|------------------------------------|------------|
| | | | | | | Mild/Moderate Disabilities | 2 |
| | | | | District Intern Credential / Multiple Subject | 1 | | |
| | | 1 | 0.95% | EMERGENCY PERMITS | | General Subjects | 1 |
| | | | | Education Specialist Instruction Permit | 1 | | |
| | | | | | | Mild/Moderate Disabilities | 1 |
| | | 101 | 96.19% | Fully Credentialed Teachers | | | |
| | DEL PASO HEIGHTS ELEM SCHOOL DIST Total | 105 | | | | | |
| SACRAMENTO | ELK GROVE UNIFIED SCHOOL DISTRICT | 48 | 1.73% | UNIVERSITY INTERNSHIP CREDENTIALS | | | |
| | | | | Education Specialist Instruction Credential | 14 | | |
| | | | | | | Mild/Moderate Disabilities | 10 |
| | | | | | | Moderate/Severe Disabilities | 4 |
| | | | | Multiple Subject Teaching Credential | 17 | | |
| | | | | | | General Subjects | 1 |
| | | | | | | General Subjects (Examination) | 16 |
| | | | | Single Subject Teaching Credential | 17 | | |
| | | | | | | English (Examination) | 5 |
| | | | | | | Foundational-Level Math (Exam) | 1 |
| | | | | | | Life Science | 1 |
| | | | | | | Mathematics | 3 |
| | | | | | | Mathematics (Examination) | 1 |
| | | | | | | Science: Biological Sci (Exam) | 2 |
| | | | | | | Science: Chemistry (Examination) | 1 |
| | | | | | | Science: Geosciences (Examination) | 2 |
| | | | | | | Social Science | 2 |
| | | | | | | Social Science (Examination) | 3 |
| | | 3 | 0.11% | SPECIAL TEMPORARY CERTIFICATE | | | |
| | | | | Special Temporary Cert / Ed. Specialist | 1 | | |
| | | | | | | Mild/Moderate Disabilities | 1 |
| | | | | Special Temporary Cert / Multiple Subject | 2 | | |
| | | | | | | General Subjects (Examination) | 2 |
| | | 16 | 0.58% | EMERGENCY PERMITS | | | |
| | | | | Education Specialist Instruction Permit | 10 | | |
| | | | | | | Mild/Moderate Disabilities | 5 |
| | | | | | | Moderate/Severe Disabilities | 4 |
| | | | | | | Visual Impairments | 1 |
| | | | | Multiple Subject Teaching Permit | 1 | | |
| | | | | | | General Subjects | 1 |
| | | | | Single Subject Teaching Permit | 5 | | |
| | | | | | | Foreign Language: Spanish | 1 |
| | | | | | | Mathematics | 1 |
| | | | | | | Physical Education | 2 |
| | | | | | | Science: Biological Sciences | 1 |
| | | 2702 | 97.58% | Fully Credentialed Teachers | | | |
| | ELK GROVE UNIFIED SCHOOL DISTRICT Total | 2769 | | | | | |
| SACRAMENTO | FOLSOM-CORDOVA UNIFIED SCHOOL DISTRICT | 1 | 0.12% | UNIVERSITY INTERNSHIP CREDENTIALS | | | |
| | | | | Single Subject Teaching Credential | 1 | | |
| | | | | | | English | 1 |
| | | 4 | 0.48% | DISTRICT INTERNSHIP CERTIFICATES | | | |
| | | | | District Intern Credential / Ed. Specialist | 2 | | |
| | | | | | | Mild/Moderate Disabilities | 2 |
| | | | | District Intern Credential / Single Subject | 2 | | |
| | | | | | | Mathematics | 1 |
| | | | | | | Mathematics (Examination) | 1 |
| | | 6 | 0.72% | EMERGENCY PERMITS | | | |
| | | | | Education Specialist Instruction Permit | 6 | | |
| | | | | | | Mild/Moderate Disabilities | 5 |
| | | | | | | Moderate/Severe Disabilities | 2 |
| | | 1 | 0.12% | CREDENTIAL WAIVERS | | | |
| | | | | Education Specialist Instruction Credential | 1 | | |
| | | | | | | Moderate/Severe Disabilities | 1 |
| | | 824 | 98.56% | Fully Credentialed Teachers | | | |
| | FOLSOM-CORDOVA UNIFIED SCHOOL DISTRICT Total | 836 | | | | | |
| SACRAMENTO | GALT JOINT UNION ELEMENTARY SCHOOL DISTRICT | 1 | 0.41% | UNIVERSITY INTERNSHIP CREDENTIALS | | | |

| County Name | Agency Name | Agency Total | % Agency | Credential Title | Cred Total | Subject | Subj Total |
|-------------|--|--------------|----------|--|------------|--------------------------------|------------|
| | | | | Multiple Subject Teaching Credential | 1 | | |
| | | 1 | 0.41% | SPECIAL TEMPORARY CERTIFICATE Special Temporary Cert / Ed. Specialist | 1 | General Subjects (Examination) | 1 |
| | | 4 | 1.63% | EMERGENCY PERMITS Education Specialist Instruction Permit | 2 | Moderate/Severe Disabilities | 1 |
| | | | | | | Mild/Moderate Disabilities | 1 |
| | | | | | | Moderate/Severe Disabilities | 1 |
| | | | | Multiple Subject Teaching Permit | 1 | | |
| | | | | Single Subject Teaching Permit | 1 | General Subjects (Examination) | 1 |
| | | | | | | Music (Examination) | 1 |
| | | 239 | 97.55% | Fully Credentialed Teachers | | | |
| | GALT JOINT UNION ELEM SCHOOL DIST Total | 245 | | | | | |
| SACRAMENTO | GALT JOINT UNION HIGH | 1 | 1.01% | UNIVERSITY INTERNSHIP CREDENTIALS Education Specialist Instruction Credential | 1 | | |
| | | | | | | Mild/Moderate Disabilities | 1 |
| | | 3 | 3.03% | DISTRICT INTERNSHIP CERTIFICATES District Intern Credential / Single Subject | 3 | | |
| | | | | | | Foundational-Level Mathematics | 1 |
| | | | | | | Foundational-Level Math (Exam) | 1 |
| | | | | | | Foundational-Level Math (Exam) | 1 |
| | | 3 | 3.03% | EMERGENCY PERMITS Single Subject Teaching Permit | 3 | | |
| | | | | | | English | 2 |
| | | | | | | Mathematics | 1 |
| | | | | | | Social Science | 2 |
| | | 92 | 92.93% | Fully Credentialed Teachers | | | |
| | GALT JOINT UNION HIGH Total | 99 | | | | | |
| SACRAMENTO | GRANT JOINT UNION HIGH SCHOOL DISTRICT | 6 | 0.96% | UNIVERSITY INTERNSHIP CREDENTIALS Education Specialist Instruction Credential | 4 | | |
| | | | | | | Mild/Moderate Disabilities | 3 |
| | | | | | | Moderate/Severe Disabilities | 1 |
| | | | | Single Subject Teaching Credential | 2 | | |
| | | | | | | Foundational-Level Math (Exam) | 1 |
| | | | | | | Mathematics | 1 |
| | | 9 | 1.44% | DISTRICT INTERNSHIP CERTIFICATES District Intern Credential / Ed. Specialist | 3 | | |
| | | | | | | Mild/Moderate Disabilities | 3 |
| | | | | District Intern Credential / Single Subject | 6 | | |
| | | | | | | English | 1 |
| | | | | | | Foundational-Level Math (Exam) | 1 |
| | | | | | | Mathematics | 3 |
| | | | | | | Mathematics (Examination) | 2 |
| | | 4 | 0.64% | SPECIAL TEMPORARY CERTIFICATE Special Temporary Cert / Ed. Specialist | 3 | | |
| | | | | | | Mild/Moderate Disabilities | 2 |
| | | | | | | Moderate/Severe Disabilities | 1 |
| | | | | Special Temporary Cert / Single Subject | 1 | | |
| | | | | | | English (Examination) | 1 |
| | | 1 | 0.16% | PRE-INTERNSHIP CERTIFICATES Pre-Intern Certificate / Single Subject | 1 | | |
| | | | | | | Mathematics | 1 |
| | | 5 | 0.80% | EMERGENCY PERMITS Education Specialist Instruction Permit | 4 | | |
| | | | | | | Mild/Moderate Disabilities | 3 |
| | | | | | | Moderate/Severe Disabilities | 1 |
| | | | | Single Subject Teaching Permit | 1 | | |
| | | | | | | Mathematics | 1 |
| | | 598 | 95.99% | Fully Credentialed Teachers | | | |
| | GRANT JOINT UNION HIGH SCHOOL DISTRICT Total | 623 | | | | | |
| SACRAMENTO | NATOMAS UNIFIED SCHOOL DISTRICT | 2 | 0.44% | UNIVERSITY INTERNSHIP CREDENTIALS Multiple Subject Teaching Credential | 1 | | |

| County Name | Agency Name | Agency Total | % Agency | Credential Title | Cred Total | Subject | Subj Total |
|-------------|---|--------------|----------|---|------------|-----------------------------------|------------|
| | | | | | | General Subjects (Examination) | 1 |
| | | | | Single Subject Teaching Credential | 1 | | |
| | | 5 | 1.09% | DISTRICT INTERNSHIP CERTIFICATES | | English (Examination) | 1 |
| | | | | District Intern Credential / Ed. Specialist | 4 | | |
| | | | | | | Mild/Moderate Disabilities | 4 |
| | | | | District Intern Credential / Single Subject | 1 | | |
| | | 6 | 1.31% | EMERGENCY PERMITS | | Mathematics | 1 |
| | | | | Education Specialist Instruction Permit | 4 | | |
| | | | | | | Early Childhood Special Education | 1 |
| | | | | | | Mild/Moderate Disabilities | 3 |
| | | | | Single Subject Teaching Permit | 2 | | |
| | | | | | | English | 1 |
| | | | | | | Mathematics | 1 |
| | | 445 | 97.16% | Fully Credentialed Teachers | | | |
| | NATOMAS UNIFIED SCHOOL DISTRICT Total | 458 | | | | | |
| SACRAMENTO | NORTH SACRAMENTO ELEMENTARY SCHOOL DISTRICT | 1 | 0.35% | EMERGENCY PERMITS | | | |
| | | | | Education Specialist Instruction Permit | 1 | | |
| | | | | | | Mild/Moderate Disabilities | 1 |
| | | 1 | 0.35% | CREDENTIAL WAIVERS | | | |
| | | | | Education Specialist Instruction Credential | 1 | | |
| | | | | | | Mild/Moderate Disabilities | 1 |
| | | 286 | 99.31% | Fully Credentialed Teachers | | | |
| | NORTH SACRAMENTO ELEMENTARY SCHOOL DIST Total | 288 | | | | | |
| SACRAMENTO | RIO LINDA UNION SCHOOL DISTRICT | 3 | 0.57% | UNIVERSITY INTERNSHIP CREDENTIALS | | | |
| | | | | Education Specialist Instruction Credential | 3 | | |
| | | | | | | Mild/Moderate Disabilities | 1 |
| | | | | | | Moderate/Severe Disabilities | 2 |
| | | 4 | 0.76% | EMERGENCY PERMITS | | | |
| | | | | Education Specialist Instruction Permit | 3 | | |
| | | | | | | Mild/Moderate Disabilities | 2 |
| | | | | | | Physical and Health Impairments | 1 |
| | | | | Multiple Subject Teaching Permit | 1 | | |
| | | 516 | 98.66% | Fully Credentialed Teachers | | | |
| | RIO LINDA UNION SCHOOL DISTRICT Total | 523 | | | | | |
| SACRAMENTO | RIVER DELTA UNIFIED SCHOOL DISTRICT | 6 | 4.84% | EMERGENCY PERMITS | | | |
| | | | | Education Specialist Instruction Permit | 4 | | |
| | | | | | | Mild/Moderate Disabilities | 3 |
| | | | | | | Moderate/Severe Disabilities | 1 |
| | | | | Multiple Subject Teaching Permit | 1 | | |
| | | | | | | General Subjects (Examination) | 1 |
| | | | | Single Subject Teaching Permit | 1 | | |
| | | | | | | Foreign Language: Spanish | 1 |
| | | 118 | 95.16% | Fully Credentialed Teachers | | | |
| | RIVER DELTA UNIFIED SCHOOL DISTRICT Total | 124 | | | | | |
| SACRAMENTO | ROBLA ELEMENTARY | 2 | 1.67% | EMERGENCY PERMITS | | | |
| | | | | Education Specialist Instruction Permit | 2 | | |
| | | | | | | Mild/Moderate Disabilities | 1 |
| | | | | | | Moderate/Severe Disabilities | 1 |
| | | 118 | 98.33% | Fully Credentialed Teachers | | | |
| | ROBLA ELEMENTARY Total | 120 | | | | | |
| SACRAMENTO | SACRAMENTO CITY UNIFIED SCHOOL DISTRICT | 33 | 1.25% | UNIVERSITY INTERNSHIP CREDENTIALS | | | |
| | | | | Education Specialist Instruction Credential | 29 | | |
| | | | | | | Mild/Moderate Disabilities | 29 |
| | | | | Multiple Subject Teaching Credential | 1 | | |
| | | | | | | General Subjects (Examination) | 1 |
| | | | | Single Subject Teaching Credential | 3 | | |
| | | | | | | English | 1 |
| | | | | | | Mathematics (Examination) | 1 |
| | | | | | | Social Science (Examination) | 1 |
| | | 41 | 1.55% | DISTRICT INTERNSHIP CERTIFICATES | | | |
| | | | | District Intern Credential / Multiple Subject | 2 | | |

| County Name | Agency Name | Agency Total | % Agency | Credential Title | Cred Total | Subject | Subj Total |
|-------------|---|--------------|----------|---|------------|------------------------------------|------------|
| | | | | | | General Subjects (Examination) | 2 |
| | | | | District Intern Credential / Single Subject | 39 | | |
| | | | | | | English | 5 |
| | | | | | | English (Examination) | 2 |
| | | | | | | English (Examination) | 7 |
| | | | | | | Foreign Language: French | 1 |
| | | | | | | Foreign Language: Spanish | 1 |
| | | | | | | Foreign Language: Spanish (Exam) | 1 |
| | | | | | | Foundational-Level Math (Exam) | 1 |
| | | | | | | Mathematics | 1 |
| | | | | | | Mathematics (Examination) | 1 |
| | | | | | | Mathematics (Examination) | 1 |
| | | | | | | Physical Education | 1 |
| | | | | | | Physical Education | 2 |
| | | | | | | Physical Education (Examination) | 2 |
| | | | | | | Science: Biological Sci (Exam) | 2 |
| | | | | | | Science: Chemistry (Examination) | 1 |
| | | | | | | Science: Chemistry (Examination) | 2 |
| | | | | | | Science: Geosciences (Examination) | 1 |
| | | | | | | Science: Physics (Examination) | 1 |
| | | | | | | Social Science | 2 |
| | | | | | | Social Science | 2 |
| | | | | | | Social Science (Examination) | 2 |
| | | 2 | 0.08% | SPECIAL TEMPORARY CERTIFICATE | | | |
| | | | | Special Temporary Cert / Ed. Specialist | 1 | | |
| | | | | | | Mild/Moderate Disabilities | 1 |
| | | | | Special Temporary Cert / Multiple Subject | 1 | | |
| | | | | | | General Subjects (Examination) | 1 |
| | | 79 | 2.99% | EMERGENCY PERMITS | | | |
| | | | | Education Specialist Instruction Permit | 38 | | |
| | | | | | | Mild/Moderate Disabilities | 29 |
| | | | | | | Moderate/Severe Disabilities | 6 |
| | | | | | | Physical and Health Impairments | 2 |
| | | | | | | Visual Impairments | 1 |
| | | | | Multiple Subject Teaching Permit | 8 | | |
| | | | | | | General Subjects | 4 |
| | | | | | | General Subjects (Examination) | 4 |
| | | | | Single Subject Teaching Permit | 33 | | |
| | | | | | | Art | 1 |
| | | | | | | English | 3 |
| | | | | | | English (Examination) | 2 |
| | | | | | | Foreign Language: Spanish | 3 |
| | | | | | | Mathematics | 8 |
| | | | | | | Mathematics (Examination) | 3 |
| | | | | | | Music | 1 |
| | | | | | | Physical Education | 2 |
| | | | | | | Physical Education (Examination) | 1 |
| | | | | | | Science: Biological Sciences | 3 |
| | | | | | | Science: Chemistry | 3 |
| | | | | | | Social Science | 5 |
| | | | | | | Social Science (Examination) | 1 |
| | | 2483 | 94.12% | Fully Credentialed Teachers | | | |
| | SACRAMENTO CITY UNIFIED SCHOOL DISTRICT Total | 2638 | | | | | |
| SACRAMENTO | SACRAMENTO COUNTY OFFICE OF EDUCATION | 2 | 2.47% | UNIVERSITY INTERNSHIP CREDENTIALS | | | |
| | | | | Education Specialist Instruction Credential | 1 | | |
| | | | | | | Moderate/Severe Disabilities | 1 |
| | | | | Single Subject Teaching Credential | 1 | | |
| | | | | | | Foundational-Level Math (Exam) | 1 |
| | | 10 | 12.35% | EMERGENCY PERMITS | | | |
| | | | | Education Specialist Instruction Permit | 10 | | |
| | | | | | | Early Childhood Special Education | 1 |
| | | | | | | Mild/Moderate Disabilities | 3 |
| | | | | | | Moderate/Severe Disabilities | 6 |
| | | | | | | Visual Impairments | 1 |

| County Name | Agency Name | Agency Total | % Agency | Credential Title | Cred Total | Subject | Subj Total |
|-------------|---|--------------|----------|--|------------|------------------------------------|------------|
| | | 69 | 85.19% | Fully Credentialed Teachers | | | |
| | SACRAMENTO COUNTY OFFICE OF EDUCATION Total | 81 | | | | | |
| SACRAMENTO | SAN JUAN UNIFIED SCHOOL DISTRICT | 5 | 0.21% | UNIVERSITY INTERNSHIP CREDENTIALS Single Subject Teaching Credential | 5 | | |
| | | | | | | Art | 1 |
| | | | | | | Foundational-Level Math (Exam) | 1 |
| | | | | | | Mathematics | 1 |
| | | | | | | Mathematics (Examination) | 1 |
| | | | | | | Social Science | 1 |
| | | 10 | 0.43% | DISTRICT INTERNSHIP CERTIFICATES District Intern Credential / Ed. Specialist | 1 | | |
| | | | | | | Mild/Moderate Disabilities | 1 |
| | | | | District Intern Credential / Single Subject | 9 | | |
| | | | | | | English | 1 |
| | | | | | | English (Examination) | 3 |
| | | | | | | Physical Education | 1 |
| | | | | | | Science: Biological Sciences | 1 |
| | | | | | | Science: Biological Sci (Exam) | 1 |
| | | | | | | Science: Geosciences (Examination) | 1 |
| | | | | | | Science: Geosciences (Examination) | 1 |
| | | 1 | 0.04% | SPECIAL TEMPORARY CERTIFICATE Special Temporary Cert / Ed. Specialist | 1 | | |
| | | | | | | Mild/Moderate Disabilities | 1 |
| | | 37 | 1.59% | EMERGENCY PERMITS Education Specialist Instruction Permit | 17 | | |
| | | | | | | Deaf and Hard-of-Hearing | 2 |
| | | | | | | Mild/Moderate Disabilities | 10 |
| | | | | | | Moderate/Severe Disabilities | 5 |
| | | | | Multiple Subject Teaching Permit | 1 | | |
| | | | | | | General Subjects | 1 |
| | | | | Single Subject Teaching Permit | 19 | | |
| | | | | | | Business | 1 |
| | | | | | | English | 1 |
| | | | | | | English (Examination) | 1 |
| | | | | | | Foreign Language: Spanish | 1 |
| | | | | | | Mathematics | 6 |
| | | | | | | Mathematics (Examination) | 1 |
| | | | | | | Music | 1 |
| | | | | | | Science: Biological Sci (Exam) | 1 |
| | | | | | | Science: Chemistry | 2 |
| | | | | | | Science: Geosciences (Examination) | 1 |
| | | | | | | Social Science | 3 |
| | | 2275 | 97.72% | Fully Credentialed Teachers | | | |
| | SAN JUAN UNIFIED SCHOOL DISTRICT Total | 2328 | | | | | |
| SAN BENITO | AROMAS/SAN JUAN UNIFIED SCHOOL DISTRICT | 1 | 1.52% | EMERGENCY PERMITS Single Subject Teaching Permit | 1 | | |
| | | | | | | English | 1 |
| | | 65 | 98.48% | Fully Credentialed Teachers | | | |
| | AROMAS/SAN JUAN UNIFIED SCHOOL DISTRICT Total | 66 | | | | | |
| SAN BENITO | HOLLISTER ELEMENTARY | 3 | 1.04% | UNIVERSITY INTERNSHIP CREDENTIALS Education Specialist Instruction Credential | 2 | | |
| | | | | | | Mild/Moderate Disabilities | 1 |
| | | | | | | Moderate/Severe Disabilities | 1 |
| | | | | Multiple Subject Teaching Credential | 1 | | |
| | | | | | | General Subjects (Examination) | 1 |
| | | 286 | 98.96% | Fully Credentialed Teachers | | | |
| | HOLLISTER ELEMENTARY Total | 289 | | | | | |
| SAN BENITO | JEFFERSON ELEMENTARY | 1 | 50.00% | UNIVERSITY INTERNSHIP CREDENTIALS Multiple Subject Teaching Credential | 1 | | |
| | | | | | | General Subjects (Examination) | 1 |
| | | 1 | 50.00% | Fully Credentialed Teachers | | | |
| | JEFFERSON ELEMENTARY Total | 2 | | | | | |
| SAN BENITO | NORTH COUNTY JOINT UNION ELEM SCHOOL DIST | 1 | 3.45% | UNIVERSITY INTERNSHIP CREDENTIALS Multiple Subject Teaching Credential | 1 | | |

| County Name | Agency Name | Agency Total | % Agency | Credential Title | Cred Total | Subject | Subj Total |
|----------------|--|--------------|----------|--|------------|-------------------------------------|------------|
| | | | | | | General Subjects (Examination) | 1 |
| | | 28 | 96.55% | Fully Credentialed Teachers | | | |
| | NORTH COUNTY JOINT UNION ELEM SCH DIST Total | 29 | | | | | |
| SAN BENITO | SAN BENITO COUNTY OFFICE OF EDUCATION | 1 | 10.00% | SPECIAL TEMPORARY CERTIFICATE Special Temporary Cert / Ed. Specialist | 1 | | |
| | | | | | | Mild/Moderate Disabilities | 1 |
| | | 7 | 70.00% | EMERGENCY PERMITS Education Specialist Instruction Permit | 4 | | |
| | | | | | | Early Childhood Special Education | 1 |
| | | | | | | Mild/Moderate Disabilities | 3 |
| | | | | Multiple Subject Teaching Permit | 1 | | |
| | | | | | | General Subjects | 1 |
| | | | | Single Subject Teaching Permit | 2 | | |
| | | | | | | Social Science | 2 |
| | | 2 | 20.00% | Fully Credentialed Teachers | | | |
| | SAN BENITO COUNTY OFFICE OF EDUCATION Total | 10 | | | | | |
| SAN BENITO | SAN BENITO HIGH SCHOOL DISTRICT | 3 | 2.50% | UNIVERSITY INTERNSHIP CREDENTIALS Education Specialist Instruction Credential | 2 | | |
| | | | | | | Moderate/Severe Disabilities | 2 |
| | | | | Single Subject Teaching Credential | 1 | | |
| | | | | | | English (Examination) | 1 |
| | | 1 | 0.83% | SPECIAL TEMPORARY CERTIFICATE Special Temporary Cert / Single Subject | 1 | | |
| | | | | | | Foreign Language: Spanish (Exam) | 1 |
| | | 11 | 9.17% | EMERGENCY PERMITS Education Specialist Instruction Permit | 5 | | |
| | | | | | | Mild/Moderate Disabilities | 4 |
| | | | | | | Moderate/Severe Disabilities | 1 |
| | | | | Single Subject Teaching Permit | 6 | | |
| | | | | | | English | 1 |
| | | | | | | English (Examination) | 1 |
| | | | | | | Mathematics | 1 |
| | | | | | | Mathematics (Examination) | 1 |
| | | | | | | Physical Education (Examination) | 1 |
| | | | | | | Science: Geosciences | 1 |
| | | 105 | 87.50% | Fully Credentialed Teachers | | | |
| | SAN BENITO HIGH SCHOOL DISTRICT Total | 120 | | | | | |
| SAN BENITO | SOUTHSIDE ELEMENTARY | 1 | 9.09% | UNIVERSITY INTERNSHIP CREDENTIALS Multiple Subject Teaching Credential | 1 | | |
| | | | | | | General Subjects (Examination) | 1 |
| | | 10 | 90.91% | Fully Credentialed Teachers | | | |
| | SOUTHSIDE ELEMENTARY Total | 11 | | | | | |
| SAN BERNARDINO | ADELANTO ELEMENTARY SCHOOL DISTRICT | 16 | 5.90% | UNIVERSITY INTERNSHIP CREDENTIALS Education Specialist Instruction Credential | 3 | | |
| | | | | | | Mild/Moderate Disabilities | 3 |
| | | | | Multiple Subject Teaching Credential | 8 | | |
| | | | | | | General Subjects | 2 |
| | | | | | | General Subjects (Examination) | 6 |
| | | | | Single Subject Teaching Credential | 5 | | |
| | | | | | | Biological Sci (Specialized) (Exam) | 1 |
| | | | | | | English | 1 |
| | | | | | | Mathematics (Examination) | 1 |
| | | | | | | Physical Education | 1 |
| | | | | | | Social Science | 1 |
| | | 3 | 1.11% | SPECIAL TEMPORARY CERTIFICATE Special Temporary Cert / Ed. Specialist | 1 | | |
| | | | | | | Moderate/Severe Disabilities | 1 |
| | | | | Special Temporary Cert / Multiple Subject | 1 | | |
| | | | | | | General Subjects (Examination) | 1 |
| | | | | Special Temporary Cert / Single Subject | 1 | | |
| | | | | | | Physical Education | 1 |
| | | 9 | 3.32% | EMERGENCY PERMITS Education Specialist Instruction Permit | 1 | | |
| | | | | | | Moderate/Severe Disabilities | 1 |

| County Name | Agency Name | Agency Total | % Agency | Credential Title | Cred Total | Subject | Subj Total |
|----------------|---|--------------|----------|---|------------|------------------------------------|------------|
| | | | | Multiple Subject Teaching Permit | 8 | | |
| | | | | | | General Subjects | 4 |
| | | | | | | General Subjects (Examination) | 4 |
| | | 243 | 89.67% | Fully Credentialed Teachers | | | |
| | ADELANTO ELEMENTARY SCHOOL DISTRICT Total | 271 | | | | | |
| SAN BERNARDINO | ALTA LOMA ELEMENTARY | 2 | 0.64% | UNIVERSITY INTERNSHIP CREDENTIALS | | | |
| | | | | Education Specialist Instruction Credential | 2 | | |
| | | | | | | Mild/Moderate Disabilities | 2 |
| | | 4 | 1.28% | EMERGENCY PERMITS | | | |
| | | | | Education Specialist Instruction Permit | 1 | | |
| | | | | | | Mild/Moderate Disabilities | 1 |
| | | | | Single Subject Teaching Permit | 3 | | |
| | | | | | | Mathematics | 2 |
| | | | | | | Science: Biological Sciences | 2 |
| | | 306 | 98.08% | Fully Credentialed Teachers | | | |
| | ALTA LOMA ELEMENTARY Total | 312 | | | | | |
| SAN BERNARDINO | APPLE VALLEY UNIFIED SCHOOL DISTRICT | 37 | 5.56% | UNIVERSITY INTERNSHIP CREDENTIALS | | | |
| | | | | Education Specialist Instruction Credential | 17 | | |
| | | | | | | Mild/Moderate Disabilities | 14 |
| | | | | | | Moderate/Severe Disabilities | 3 |
| | | | | Multiple Subject Teaching Credential | 11 | | |
| | | | | | | General Subjects | 2 |
| | | | | | | General Subjects (Examination) | 9 |
| | | | | Single Subject Teaching Credential | 9 | | |
| | | | | | | English (Examination) | 1 |
| | | | | | | Foreign Language: Spanish | 2 |
| | | | | | | Foreign Language: Spanish (Exam) | 1 |
| | | | | | | Health Science (Examination) | 1 |
| | | | | | | Science: Biological Sci (Exam) | 1 |
| | | | | | | Science: Chemistry (Examination) | 1 |
| | | | | | | Social Science (Examination) | 2 |
| | | 1 | 0.15% | DISTRICT INTERNSHIP CERTIFICATES | | | |
| | | | | District Intern Credential / Multiple Subject | 1 | | |
| | | | | | | General Subjects (Examination) | 1 |
| | | 11 | 1.65% | SPECIAL TEMPORARY CERTIFICATE | | | |
| | | | | Special Temporary Cert / Ed. Specialist | 5 | | |
| | | | | | | Mild/Moderate Disabilities | 4 |
| | | | | | | Moderate/Severe Disabilities | 1 |
| | | | | Special Temporary Cert / Multiple Subject | 3 | | |
| | | | | | | General Subjects (Examination) | 3 |
| | | | | Special Temporary Cert / Single Subject | 3 | | |
| | | | | | | Mathematics | 1 |
| | | | | | | Science: Geosciences (Examination) | 1 |
| | | | | | | Social Science (Examination) | 1 |
| | | 1 | 0.15% | PRE-INTERNSHIP CERTIFICATES | | | |
| | | | | Pre-Intern Certificate / Ed. Specialist | 1 | | |
| | | | | | | Mild/Moderate Disabilities | 1 |
| | | 18 | 2.70% | EMERGENCY PERMITS | | | |
| | | | | Education Specialist Instruction Permit | 5 | | |
| | | | | | | Mild/Moderate Disabilities | 4 |
| | | | | | | Moderate/Severe Disabilities | 1 |
| | | | | Multiple Subject Teaching Permit | 6 | | |
| | | | | | | General Subjects | 5 |
| | | | | | | General Subjects (Examination) | 1 |
| | | | | Single Subject Teaching Permit | 7 | | |
| | | | | | | Chemistry (Specialized) (Exam) | 1 |
| | | | | | | Mathematics | 3 |
| | | | | | | Physical Education | 1 |
| | | | | | | Science: Chemistry (Examination) | 1 |
| | | | | | | Social Science | 1 |
| | | | | | | Social Science (Examination) | 1 |
| | | 2 | 0.30% | CREDENTIAL WAIVERS | | | |
| | | | | Education Specialist Instruction Credential | 1 | | |
| | | | | | | Mild/Moderate Disabilities | 1 |

| County Name | Agency Name | Agency Total | % Agency | Credential Title | Cred Total | Subject | Subj Total |
|----------------|--|--------------|----------|---|------------|--------------------------------|------------|
| | | | | Single Subject Teaching Credential | 1 | | |
| | | 596 | 89.49% | Fully Credentialed Teachers | | Science: Biological Sciences | 1 |
| | APPLE VALLEY UNIFIED SCHOOL DISTRICT Total | 666 | | | | | |
| SAN BERNARDINO | BAKER VALLEY UNIFIED | 1 | 6.67% | UNIVERSITY INTERNSHIP CREDENTIALS | | | |
| | | | | Education Specialist Instruction Credential | 1 | | |
| | | 1 | 6.67% | EMERGENCY PERMITS | | Mild/Moderate Disabilities | 1 |
| | | | | Multiple Subject Teaching Permit | 1 | | |
| | | 1 | 6.67% | CREDENTIAL WAIVERS | | General Subjects | 1 |
| | | | | Education Specialist Instruction Credential | 1 | | |
| | | | | | | Mild/Moderate Disabilities | 1 |
| | | 12 | 80.00% | Fully Credentialed Teachers | | | |
| | BAKER VALLEY UNIFIED Total | 15 | | | | | |
| SAN BERNARDINO | BARSTOW UNIFIED SCHOOL DISTRICT | 19 | 5.69% | UNIVERSITY INTERNSHIP CREDENTIALS | | | |
| | | | | Education Specialist Instruction Credential | 8 | | |
| | | | | | | Mild/Moderate Disabilities | 8 |
| | | | | Multiple Subject Teaching Credential | 10 | | |
| | | | | | | General Subjects | 6 |
| | | | | | | General Subjects (Examination) | 4 |
| | | | | Single Subject Teaching Credential | 1 | | |
| | | 6 | 1.80% | SPECIAL TEMPORARY CERTIFICATE | | Mathematics | 1 |
| | | | | Special Temporary Cert / Multiple Subject | 2 | | |
| | | | | | | General Subjects (Examination) | 2 |
| | | | | Special Temporary Cert / Single Subject | 4 | | |
| | | | | | | English | 1 |
| | | | | | | English (Examination) | 2 |
| | | | | | | Foundational-Level Math (Exam) | 1 |
| | | | | | | Social Science (Examination) | 1 |
| | | 4 | 1.20% | PRE-INTERNSHIP CERTIFICATES | | | |
| | | | | Pre-Intern Certificate / Ed. Specialist | 1 | | |
| | | | | | | Mild/Moderate Disabilities | 1 |
| | | | | Pre-Intern Certificate / Multiple Subject | 2 | | |
| | | | | | | General Subjects | 2 |
| | | | | Pre-Intern Certificate / Single Subject | 1 | | |
| | | | | | | Art | 1 |
| | | 15 | 4.49% | EMERGENCY PERMITS | | | |
| | | | | Education Specialist Instruction Permit | 4 | | |
| | | | | | | Mild/Moderate Disabilities | 4 |
| | | | | Multiple Subject Teaching Permit | 3 | | |
| | | | | | | General Subjects | 1 |
| | | | | | | General Subjects (Examination) | 1 |
| | | | | Single Subject Teaching Permit | 8 | | |
| | | | | | | Business | 1 |
| | | | | | | English | 1 |
| | | | | | | Foundational-Level Math (Exam) | 1 |
| | | | | | | Mathematics | 2 |
| | | | | | | Mathematics (Examination) | 1 |
| | | | | | | Music | 1 |
| | | | | | | Physical Education | 1 |
| | | 5 | 1.50% | CREDENTIAL WAIVERS | | | |
| | | | | Education Specialist Instruction Credential | 3 | | |
| | | | | | | Mild/Moderate Disabilities | 3 |
| | | | | Single Subject Teaching Credential | 2 | | |
| | | | | | | Mathematics | 1 |
| | | | | | | Science: Biological Sciences | 1 |
| | BARSTOW UNIFIED SCHOOL DISTRICT Total | 285 | 85.33% | Fully Credentialed Teachers | | | |
| | 334 | | | | | | |
| SAN BERNARDINO | BEAR VALLEY UNIFIED SCHOOL DISTRICT | 1 | 0.69% | UNIVERSITY INTERNSHIP CREDENTIALS | | | |
| | | | | Single Subject Teaching Credential | 1 | | |
| | | | | | | English | 1 |
| | | 2 | 1.39% | SPECIAL TEMPORARY CERTIFICATE | | | |

| County Name | Agency Name | Agency Total | % Agency | Credential Title | Cred Total | Subject | Subj Total |
|----------------|--|--------------|----------|---|------------|-------------------------------------|------------|
| | | | | Special Temporary Cert / Ed. Specialist | 2 | | |
| | | 1 | 0.69% | EMERGENCY PERMITS | | Mild/Moderate Disabilities | 2 |
| | | | | Multiple Subject Teaching Permit | 1 | | |
| | | 140 | 97.22% | Fully Credentialed Teachers | | General Subjects (Examination) | 1 |
| | BEAR VALLEY UNIFIED SCHOOL DISTRICT Total | 144 | | | | | |
| SAN BERNARDINO | CENTRAL ELEMENTARY | 2 | 0.91% | UNIVERSITY INTERNSHIP CREDENTIALS | | | |
| | | | | Multiple Subject Teaching Credential | 2 | | |
| | | | | | | General Subjects (Examination) | 2 |
| | | 218 | 99.09% | Fully Credentialed Teachers | | | |
| | CENTRAL ELEMENTARY Total | 220 | | | | | |
| SAN BERNARDINO | CHAFFEY JOINT UNION HIGH SCHOOL DISTRICT | 29 | 2.91% | UNIVERSITY INTERNSHIP CREDENTIALS | | | |
| | | | | Education Specialist Instruction Credential | 8 | | |
| | | | | | | Mild/Moderate Disabilities | 6 |
| | | | | | | Moderate/Severe Disabilities | 2 |
| | | | | Single Subject Teaching Credential | 21 | | |
| | | | | | | Art | 1 |
| | | | | | | Business (Examination) | 1 |
| | | | | | | English | 4 |
| | | | | | | English (Examination) | 4 |
| | | | | | | Foundational-Level Math (Exam) | 1 |
| | | | | | | Geosciences (Specialized) (Exam) | 1 |
| | | | | | | Mathematics | 4 |
| | | | | | | Mathematics (Examination) | 2 |
| | | | | | | Science: Biological Sci (Exam) | 2 |
| | | | | | | Social Science | 1 |
| | | 4 | 0.40% | SPECIAL TEMPORARY CERTIFICATE | | | |
| | | | | Special Temporary Cert / Ed. Specialist | 4 | | |
| | | | | | | Mild/Moderate Disabilities | 3 |
| | | | | | | Moderate/Severe Disabilities | 1 |
| | | 2 | 0.20% | PRE-INTERNSHIP CERTIFICATES | | | |
| | | | | Pre-Intern Certificate / Ed. Specialist | 1 | | |
| | | | | | | Moderate/Severe Disabilities | 1 |
| | | | | Pre-Intern Certificate / Single Subject | 1 | | |
| | | | | | | Mathematics | 1 |
| | | 13 | 1.30% | EMERGENCY PERMITS | | | |
| | | | | Education Specialist Instruction Permit | 4 | | |
| | | | | | | Mild/Moderate Disabilities | 3 |
| | | | | | | Moderate/Severe Disabilities | 1 |
| | | | | Single Subject Teaching Permit | 9 | | |
| | | | | | | Art | 1 |
| | | | | | | Business | 2 |
| | | | | | | English | 2 |
| | | | | | | English (Examination) | 1 |
| | | | | | | Foreign Language: Spanish (Exam) | 1 |
| | | | | | | Mathematics | 1 |
| | | | | | | Science: Chemistry | 1 |
| | | 1 | 0.10% | CREDENTIAL WAIVERS | | | |
| | | | | Education Specialist Instruction Credential | 1 | | |
| | | | | | | Mild/Moderate Disabilities | 1 |
| | | 949 | 95.09% | Fully Credentialed Teachers | | | |
| | CHAFFEY JOINT UNION HIGH SCHOOL DISTRICT Total | 998 | | | | | |
| SAN BERNARDINO | CHINO VALLEY UNIFIED SCHOOL DISTRICT | 18 | 1.24% | UNIVERSITY INTERNSHIP CREDENTIALS | | | |
| | | | | Education Specialist Instruction Credential | 7 | | |
| | | | | | | Mild/Moderate Disabilities | 7 |
| | | | | Multiple Subject Teaching Credential | 2 | | |
| | | | | | | General Subjects (Examination) | 2 |
| | | | | Single Subject Teaching Credential | 9 | | |
| | | | | | | Art (Examination) | 1 |
| | | | | | | Biological Sci (Specialized) (Exam) | 1 |
| | | | | | | English (Examination) | 2 |
| | | | | | | Foreign Language: Japanese (Exam) | 1 |
| | | | | | | Foundational-Level Math (Exam) | 1 |

| County Name | Agency Name | Agency Total | % Agency | Credential Title | Cred Total | Subject | Subj Total |
|----------------|--|--------------|----------|--|------------|------------------------------------|------------|
| | | | | | | Mathematics | 1 |
| | | | | | | Mathematics (Examination) | 1 |
| | | 1 | 0.07% | SPECIAL TEMPORARY CERTIFICATE Special Temporary Cert / Ed. Specialist | 1 | Science: Geosciences (Examination) | 1 |
| | | | | | | Mild/Moderate Disabilities | 1 |
| | | 38 | 2.63% | EMERGENCY PERMITS Education Specialist Instruction Permit | 19 | | |
| | | | | | | Mild/Moderate Disabilities | 17 |
| | | | | | | Moderate/Severe Disabilities | 2 |
| | | | | Multiple Subject Teaching Permit | 8 | | |
| | | | | | | General Subjects | 5 |
| | | | | | | General Subjects (Examination) | 3 |
| | | | | Single Subject Teaching Permit | 11 | | |
| | | | | | | English | 1 |
| | | | | | | Mathematics | 2 |
| | | | | | | Music | 1 |
| | | | | | | Physical Education | 2 |
| | | | | | | Science: Biological Sciences | 1 |
| | | | | | | Science: Chemistry | 2 |
| | | | | | | Science: Physics | 1 |
| | | | | | | Social Science | 2 |
| | | 1389 | 96.06% | Fully Credentialed Teachers | | | |
| | CHINO VALLEY UNIFIED SCHOOL DISTRICT Total | 1446 | | | | | |
| SAN BERNARDINO | COLTON JOINT UNIFIED SCHOOL DISTRICT | 34 | 2.98% | UNIVERSITY INTERNSHIP CREDENTIALS Education Specialist Instruction Credential | 9 | | |
| | | | | | | Mild/Moderate Disabilities | 8 |
| | | | | | | Moderate/Severe Disabilities | 1 |
| | | | | Multiple Subject Teaching Credential | 2 | | |
| | | | | | | General Subjects (Examination) | 2 |
| | | | | Single Subject Teaching Credential | 23 | | |
| | | | | | | English | 4 |
| | | | | | | English (Examination) | 4 |
| | | | | | | Foreign Language: Spanish | 1 |
| | | | | | | Foundational-Level Math (Exam) | 2 |
| | | | | | | Mathematics | 4 |
| | | | | | | Mathematics (Examination) | 1 |
| | | | | | | Physical Education | 1 |
| | | | | | | Science: Biological Sci (Exam) | 2 |
| | | | | | | Science: Chemistry (Examination) | 2 |
| | | | | | | Social Science | 1 |
| | | | | | | Social Science (Examination) | 1 |
| | | 3 | 0.26% | SPECIAL TEMPORARY CERTIFICATE Special Temporary Cert / Ed. Specialist | 3 | | |
| | | | | | | Mild/Moderate Disabilities | 1 |
| | | | | | | Moderate/Severe Disabilities | 2 |
| | | 1 | 0.09% | PRE-INTERNSHIP CERTIFICATES Pre-Intern Certificate / Single Subject | 1 | | |
| | | | | | | Science: Biological Sciences | 1 |
| | | 3 | 0.26% | EMERGENCY PERMITS Education Specialist Instruction Permit | 2 | | |
| | | | | | | Mild/Moderate Disabilities | 2 |
| | | | | Single Subject Teaching Permit | 1 | | |
| | | | | | | Mathematics | 1 |
| | | 1099 | 96.40% | Fully Credentialed Teachers | | | |
| | COLTON JOINT UNIFIED SCHOOL DISTRICT Total | 1140 | | | | | |
| SAN BERNARDINO | CUCAMONGA ELEMENTARY SCHOOL DISTRICT | 3 | 2.33% | UNIVERSITY INTERNSHIP CREDENTIALS Multiple Subject Teaching Credential | 3 | | |
| | | | | | | General Subjects (Examination) | 3 |
| | | 1 | 0.78% | SPECIAL TEMPORARY CERTIFICATE Special Temporary Cert / Multiple Subject | 1 | | |
| | | | | | | General Subjects (Examination) | 1 |
| | | 125 | 96.90% | Fully Credentialed Teachers | | | |
| | CUCAMONGA ELEMENTARY SCHOOL DISTRICT Total | 129 | | | | | |

| County Name | Agency Name | Agency Total | % Agency | Credential Title | Cred Total | Subject | Subj Total |
|----------------|---|--------------|----------|---|------------|-------------------------------------|------------|
| SAN BERNARDINO | ETIWANDA ELEMENTARY SCHOOL DISTRICT | 8 | 1.54% | UNIVERSITY INTERNSHIP CREDENTIALS | | | |
| | | | | Education Specialist Instruction Credential | 2 | | |
| | | | | Multiple Subject Teaching Credential | 6 | Mild/Moderate Disabilities | 2 |
| | | | | | | General Subjects | 2 |
| | | | | | | General Subjects (Examination) | 4 |
| | | 20 | 3.84% | EMERGENCY PERMITS | | | |
| | | | | Education Specialist Instruction Permit | 5 | | |
| | | | | | | Mild/Moderate Disabilities | 5 |
| | | | | Multiple Subject Teaching Permit | 15 | | |
| | | | | | | General Subjects | 8 |
| | | | | | | General Subjects (Examination) | 7 |
| | | 493 | 94.63% | Fully Credentialed Teachers | | | |
| | ETIWANDA ELEMENTARY SCHOOL DISTRICT Total | 521 | | | | | |
| SAN BERNARDINO | FONTANA UNIFIED SCHOOL DISTRICT | 71 | 3.72% | UNIVERSITY INTERNSHIP CREDENTIALS | | | |
| | | | | Education Specialist Instruction Credential | 15 | | |
| | | | | | | Mild/Moderate Disabilities | 13 |
| | | | | | | Moderate/Severe Disabilities | 2 |
| | | | | Multiple Subject Teaching Credential | 24 | | |
| | | | | | | General Subjects | 1 |
| | | | | | | General Subjects (Examination) | 23 |
| | | | | Single Subject Teaching Credential | 32 | | |
| | | | | | | Art (Examination) | 1 |
| | | | | | | Biological Sci (Specialized) (Exam) | 1 |
| | | | | | | English | 6 |
| | | | | | | English (Examination) | 3 |
| | | | | | | Foreign Language: French | 1 |
| | | | | | | Foreign Language: Spanish | 2 |
| | | | | | | Foreign Language: Spanish (Exam) | 1 |
| | | | | | | Foundational-Level Math (Exam) | 1 |
| | | | | | | Health Science | 1 |
| | | | | | | Health Science (Examination) | 1 |
| | | | | | | Mathematics | 3 |
| | | | | | | Mathematics (Examination) | 2 |
| | | | | | | Music (Examination) | 1 |
| | | | | | | Physical Education | 2 |
| | | | | | | Science: Biological Sciences | 2 |
| | | | | | | Science: Biological Sci (Exam) | 3 |
| | | | | | | Social Science | 1 |
| | | 1 | 0.05% | DISTRICT INTERNSHIP CERTIFICATES | | | |
| | | | | District Intern Credential / Multiple Subject | 1 | | |
| | | | | | | General Subjects (Examination) | 1 |
| | | 4 | 0.21% | SPECIAL TEMPORARY CERTIFICATE | | | |
| | | | | Special Temporary Cert / Ed. Specialist | 1 | | |
| | | | | | | Mild/Moderate Disabilities | 1 |
| | | | | Special Temporary Cert / Single Subject | 3 | | |
| | | | | | | Foundational-Level Math (Exam) | 1 |
| | | | | | | Mathematics | 1 |
| | | | | | | Science: Biological Sci (Exam) | 1 |
| | | 1 | 0.05% | PRE-INTERNSHIP CERTIFICATES | | | |
| | | | | Pre-Intern Certificate / Single Subject | 1 | | |
| | | | | | | Mathematics | 1 |
| | | 7 | 0.37% | EMERGENCY PERMITS | | | |
| | | | | Education Specialist Instruction Permit | 3 | | |
| | | | | | | Mild/Moderate Disabilities | 1 |
| | | | | | | Moderate/Severe Disabilities | 1 |
| | | | | | | Physical and Health Impairments | 1 |
| | | | | Single Subject Teaching Permit | 4 | | |
| | | | | | | Mathematics | 2 |
| | | | | | | Music | 1 |
| | | | | | | Physical Science | 1 |
| | | | | | | Science: Chemistry | 1 |
| | | 1825 | 95.60% | Fully Credentialed Teachers | | | |
| | FONTANA UNIFIED SCHOOL DISTRICT Total | 1909 | | | | | |

| County Name | Agency Name | Agency Total | % Agency | Credential Title | Cred Total | Subject | Subj Total |
|----------------|--|--------------|----------|---|------------|----------------------------------|------------|
| SAN BERNARDINO | HESPERIA UNIFIED SCHOOL DISTRICT | 42 | 5.52% | UNIVERSITY INTERNSHIP CREDENTIALS | | | |
| | | | | Education Specialist Instruction Credential | 6 | | |
| | | | | | | Mild/Moderate Disabilities | 6 |
| | | | | Multiple Subject Teaching Credential | 23 | | |
| | | | | | | General Subjects | 3 |
| | | | | | | General Subjects (Examination) | 20 |
| | | | | Single Subject Teaching Credential | 13 | | |
| | | | | | | English | 2 |
| | | | | | | English (Examination) | 4 |
| | | | | | | Foundational-Level Math (Exam) | 1 |
| | | | | | | Mathematics | 3 |
| | | | | | | Mathematics (Examination) | 1 |
| | | | | | | Science: Biological Sciences | 3 |
| | | 12 | 1.58% | SPECIAL TEMPORARY CERTIFICATE | | | |
| | | | | Special Temporary Cert / Ed. Specialist | 1 | | |
| | | | | | | Mild/Moderate Disabilities | 1 |
| | | | | Special Temporary Cert / Multiple Subject | 7 | | |
| | | | | | | General Subjects (Examination) | 7 |
| | | | | Special Temporary Cert / Single Subject | 4 | | |
| | | | | | | English | 1 |
| | | | | | | Foundational-Level Math (Exam) | 1 |
| | | | | | | Science: Biological Sci (Exam) | 1 |
| | | | | | | Social Science | 1 |
| | | 1 | 0.13% | PRE-INTERNSHIP CERTIFICATES | | | |
| | | | | Pre-Intern Certificate / Single Subject | 1 | | |
| | | | | | | Mathematics | 1 |
| | | 20 | 2.63% | EMERGENCY PERMITS | | | |
| | | | | Education Specialist Instruction Permit | 6 | | |
| | | | | | | Mild/Moderate Disabilities | 5 |
| | | | | | | Moderate/Severe Disabilities | 1 |
| | | | | Single Subject Teaching Permit | 14 | | |
| | | | | | | English (Examination) | 1 |
| | | | | | | Foreign Language: French | 1 |
| | | | | | | Foreign Language: Spanish | 3 |
| | | | | | | Foreign Language: Spanish (Exam) | 1 |
| | | | | | | Mathematics | 6 |
| | | | | | | Music (Examination) | 1 |
| | | | | | | Science: Biological Sciences | 1 |
| | | | | | | Social Science | 2 |
| | | 1 | 0.13% | CREDENTIAL WAIVERS | | | |
| | | | | Single Subject Teaching Credential | 1 | | |
| | | | | | | Mathematics | 1 |
| | | 685 | 90.01% | Fully Credentialed Teachers | | | |
| | HESPERIA UNIFIED SCHOOL DISTRICT Total | 761 | | | | | |
| SAN BERNARDINO | LUCERNE VALLEY UNIFIED SCHOOL DISTRICT | 2 | 4.00% | EMERGENCY PERMITS | | | |
| | | | | Single Subject Teaching Permit | 2 | | |
| | | | | | | English | 1 |
| | | | | | | English (Examination) | 1 |
| | | | | | | Social Science | 1 |
| | | 48 | 96.00% | Fully Credentialed Teachers | | | |
| | LUCERNE VALLEY UNIFIED SCHOOL DISTRICT Total | 50 | | | | | |
| SAN BERNARDINO | MORONGO UNIFIED SCHOOL DISTRICT | 5 | 1.14% | UNIVERSITY INTERNSHIP CREDENTIALS | | | |
| | | | | Education Specialist Instruction Credential | 3 | | |
| | | | | | | Mild/Moderate Disabilities | 3 |
| | | | | Single Subject Teaching Credential | 2 | | |
| | | | | | | Foreign Language: Spanish | 1 |
| | | | | | | Mathematics | 1 |
| | | 2 | 0.46% | SPECIAL TEMPORARY CERTIFICATE | | | |
| | | | | Special Temporary Cert / Ed. Specialist | 2 | | |
| | | | | | | Mild/Moderate Disabilities | 1 |
| | | | | | | Moderate/Severe Disabilities | 1 |
| | | 4 | 0.91% | EMERGENCY PERMITS | | | |
| | | | | Education Specialist Instruction Permit | 3 | | |
| | | | | | | Mild/Moderate Disabilities | 2 |

| County Name | Agency Name | Agency Total | % Agency | Credential Title | Cred Total | Subject | Subj Total |
|----------------|---|--------------|----------|---|------------|------------------------------------|------------|
| | | | | | | Moderate/Severe Disabilities | 1 |
| | | | | Single Subject Teaching Permit | 1 | | |
| | | 427 | 97.49% | Fully Credentialed Teachers | | English | 1 |
| | MORONGO UNIFIED SCHOOL DISTRICT Total | 438 | | | | | |
| SAN BERNARDINO | NEEDLES UNIFIED SCHOOL DISTRICT | 1 | 1.69% | UNIVERSITY INTERNSHIP CREDENTIALS | | | |
| | | | | Education Specialist Instruction Credential | 1 | | |
| | | 5 | 8.47% | EMERGENCY PERMITS | | Mild/Moderate Disabilities | 1 |
| | | | | Education Specialist Instruction Permit | 2 | | |
| | | | | Single Subject Teaching Permit | 3 | Mild/Moderate Disabilities | 2 |
| | | | | | | English | 2 |
| | | | | | | Mathematics | 1 |
| | | | | | | Science: Chemistry | 1 |
| | | | | | | Social Science | 1 |
| | | 53 | 89.83% | Fully Credentialed Teachers | | | |
| | NEEDLES UNIFIED SCHOOL DISTRICT Total | 59 | | | | | |
| SAN BERNARDINO | ONTARIO-MONTCLAIR SCHOOL DISTRICT | 14 | 1.10% | UNIVERSITY INTERNSHIP CREDENTIALS | | | |
| | | | | Education Specialist Instruction Credential | 7 | | |
| | | | | | | Mild/Moderate Disabilities | 5 |
| | | | | | | Moderate/Severe Disabilities | 2 |
| | | | | Multiple Subject Teaching Credential | 3 | | |
| | | | | | | General Subjects (Examination) | 3 |
| | | | | Single Subject Teaching Credential | 4 | | |
| | | | | | | English (Examination) | 1 |
| | | | | | | Science: Biological Sci (Exam) | 2 |
| | | | | | | Science: Geosciences (Examination) | 1 |
| | | 9 | 0.71% | DISTRICT INTERNSHIP CERTIFICATES | | | |
| | | | | District Intern Credential / Multiple Subject | 9 | | |
| | | | | | | General Subjects | 1 |
| | | | | | | General Subjects (Examination) | 4 |
| | | | | | | General Subjects (Examination) | 4 |
| | | 19 | 1.49% | EMERGENCY PERMITS | | | |
| | | | | Education Specialist Instruction Permit | 2 | | |
| | | | | | | Early Childhood Special Education | 1 |
| | | | | | | Moderate/Severe Disabilities | 1 |
| | | | | Multiple Subject Teaching Permit | 16 | | |
| | | | | | | General Subjects | 9 |
| | | | | | | General Subjects (Examination) | 7 |
| | | | | Single Subject Teaching Permit | 1 | | |
| | | | | | | Science: Geosciences | 1 |
| | | 1230 | 96.70% | Fully Credentialed Teachers | | | |
| | ONTARIO-MONTCLAIR SCHOOL DISTRICT Total | 1272 | | | | | |
| SAN BERNARDINO | ORO GRANDE ELEMENTARY SCHOOL DISTRICT | 1 | 14.29% | UNIVERSITY INTERNSHIP CREDENTIALS | | | |
| | | | | Multiple Subject Teaching Credential | 1 | | |
| | | 6 | 85.71% | Fully Credentialed Teachers | | General Subjects (Examination) | 1 |
| | ORO GRANDE ELEMENTARY SCHOOL DISTRICT Total | 7 | | | | | |
| SAN BERNARDINO | REDLANDS UNIFIED SCHOOL DISTRICT | 17 | 1.77% | UNIVERSITY INTERNSHIP CREDENTIALS | | | |
| | | | | Education Specialist Instruction Credential | 8 | | |
| | | | | | | Mild/Moderate Disabilities | 7 |
| | | | | | | Moderate/Severe Disabilities | 1 |
| | | | | Multiple Subject Teaching Credential | 2 | | |
| | | | | | | General Subjects | 1 |
| | | | | | | General Subjects (Examination) | 1 |
| | | | | Single Subject Teaching Credential | 7 | | |
| | | | | | | English (Examination) | 1 |
| | | | | | | Foundational-Level Math (Exam) | 1 |
| | | | | | | Health Science (Examination) | 1 |
| | | | | | | Mathematics (Examination) | 1 |
| | | | | | | Physical Education | 1 |
| | | | | | | Science: Biological Sci (Exam) | 1 |
| | | | | | | Social Science | 1 |

| County Name | Agency Name | Agency Total | % Agency | Credential Title | Cred Total | Subject | Subj Total |
|----------------|--|--------------|----------|---|------------|-------------------------------------|------------|
| | | 11 | 1.15% | SPECIAL TEMPORARY CERTIFICATE | | | |
| | | | | Special Temporary Cert / Ed. Specialist | 4 | | |
| | | | | Special Temporary Cert / Multiple Subject | 4 | Mild/Moderate Disabilities | 4 |
| | | | | Special Temporary Cert / Single Subject | 3 | General Subjects (Examination) | 4 |
| | | | | | | English (Examination) | 1 |
| | | | | | | Foundational-Level Math (Exam) | 1 |
| | | | | | | Science: Biological Sci (Exam) | 1 |
| | | 21 | 2.19% | EMERGENCY PERMITS | | | |
| | | | | Education Specialist Instruction Permit | 2 | | |
| | | | | | | Mild/Moderate Disabilities | 1 |
| | | | | | | Moderate/Severe Disabilities | 1 |
| | | | | Multiple Subject Teaching Permit | 4 | | |
| | | | | | | General Subjects | 3 |
| | | | | | | General Subjects (Examination) | 1 |
| | | | | Single Subject Teaching Permit | 15 | | |
| | | | | | | Art | 1 |
| | | | | | | English | 3 |
| | | | | | | Foundational-Level Math (Exam) | 1 |
| | | | | | | Mathematics | 6 |
| | | | | | | Physical Education | 1 |
| | | | | | | Science: Biological Sciences | 2 |
| | | | | | | Science: Chemistry | 1 |
| | | 911 | 94.90% | Fully Credentialed Teachers | | | |
| | REDLANDS UNIFIED SCHOOL DISTRICT Total | 960 | | | | | |
| SAN BERNARDINO | RIALTO UNIFIED SCHOOL DISTRICT | 54 | 4.05% | UNIVERSITY INTERNSHIP CREDENTIALS | | | |
| | | | | Education Specialist Instruction Credential | 8 | | |
| | | | | | | Early Childhood Special Education | 1 |
| | | | | | | Mild/Moderate Disabilities | 6 |
| | | | | | | Moderate/Severe Disabilities | 1 |
| | | | | Multiple Subject Teaching Credential | 23 | | |
| | | | | | | General Subjects | 1 |
| | | | | | | General Subjects (Examination) | 22 |
| | | | | Single Subject Teaching Credential | 23 | | |
| | | | | | | Biological Sci (Specialized) (Exam) | 1 |
| | | | | | | English | 2 |
| | | | | | | English (Examination) | 3 |
| | | | | | | Foreign Language: Spanish | 3 |
| | | | | | | Foundational-Level Math (Exam) | 2 |
| | | | | | | Mathematics | 6 |
| | | | | | | Mathematics (Examination) | 1 |
| | | | | | | Physical Education | 1 |
| | | | | | | Physical Education (Examination) | 1 |
| | | | | | | Science: Biological Sci (Exam) | 1 |
| | | | | | | Science: Chemistry (Examination) | 1 |
| | | | | | | Science: Physics (Examination) | 1 |
| | | 7 | 0.53% | SPECIAL TEMPORARY CERTIFICATE | | | |
| | | | | Special Temporary Cert / Ed. Specialist | 3 | | |
| | | | | | | Mild/Moderate Disabilities | 2 |
| | | | | | | Moderate/Severe Disabilities | 1 |
| | | | | Special Temporary Cert / Multiple Subject | 2 | | |
| | | | | | | General Subjects (Examination) | 2 |
| | | | | Special Temporary Cert / Single Subject | 2 | | |
| | | | | | | Mathematics (Examination) | 1 |
| | | | | | | Science: Physics (Examination) | 1 |
| | | 14 | 1.05% | EMERGENCY PERMITS | | | |
| | | | | Education Specialist Instruction Permit | 4 | | |
| | | | | | | Mild/Moderate Disabilities | 2 |
| | | | | | | Moderate/Severe Disabilities | 2 |
| | | | | Multiple Subject Teaching Permit | 6 | | |
| | | | | | | General Subjects | 5 |
| | | | | | | General Subjects (Examination) | 1 |
| | | | | Single Subject Teaching Permit | 4 | | |

| County Name | Agency Name | Agency Total | % Agency | Credential Title | Cred Total | Subject | Subj Total |
|----------------|--|--------------|----------|---|------------|------------------------------------|------------|
| | | | | | | Foreign Language: French | 1 |
| | | | | | | Foreign Language: Spanish | 1 |
| | | | | | | Mathematics | 1 |
| | | | | | | Science: Biological Sciences | 1 |
| | | | | | | Social Science | 1 |
| | | 1258 | 94.37% | Fully Credentialed Teachers | | | |
| | RIALTO UNIFIED SCHOOL DISTRICT Total | 1333 | | | | | |
| SAN BERNARDINO | RIM OF THE WORLD UNIFIED SCHOOL DISTRICT | 3 | 1.29% | UNIVERSITY INTERNSHIP CREDENTIALS | | | |
| | | | | Single Subject Teaching Credential | 3 | | |
| | | | | | | Art | 1 |
| | | | | | | English (Examination) | 1 |
| | | | | | | Mathematics (Examination) | 1 |
| | | 1 | 0.43% | EMERGENCY PERMITS | | | |
| | | | | Education Specialist Instruction Permit | 1 | | |
| | | | | | | Mild/Moderate Disabilities | 1 |
| | | 228 | 98.28% | Fully Credentialed Teachers | | | |
| | RIM OF THE WORLD UNIFIED SCHOOL DISTRICT Total | 232 | | | | | |
| SAN BERNARDINO | SAN BERNARDINO CITY UNIFIED | 140 | 5.13% | UNIVERSITY INTERNSHIP CREDENTIALS | | | |
| | | | | Education Specialist Instruction Credential | 27 | | |
| | | | | | | Early Childhood Special Education | 1 |
| | | | | | | Mild/Moderate Disabilities | 23 |
| | | | | | | Moderate/Severe Disabilities | 3 |
| | | | | Multiple Subject Teaching Credential | 66 | | |
| | | | | | | General Subjects | 30 |
| | | | | | | General Subjects (Examination) | 36 |
| | | | | Single Subject Teaching Credential | 47 | | |
| | | | | | | Art | 1 |
| | | | | | | Art (Examination) | 1 |
| | | | | | | Biological Sciences (Specialized) | 1 |
| | | | | | | English | 9 |
| | | | | | | English (Examination) | 7 |
| | | | | | | Foreign Language: Spanish | 1 |
| | | | | | | Foundational-Level Math (Exam) | 1 |
| | | | | | | Mathematics | 8 |
| | | | | | | Mathematics (Examination) | 1 |
| | | | | | | Music (Examination) | 1 |
| | | | | | | Physical Education | 2 |
| | | | | | | Physical Education (Examination) | 1 |
| | | | | | | Science: Biological Sciences | 1 |
| | | | | | | Science: Biological Sci (Exam) | 4 |
| | | | | | | Science: Chemistry | 1 |
| | | | | | | Science: Chemistry (Examination) | 1 |
| | | | | | | Science: Geosciences (Examination) | 1 |
| | | | | | | Science: Physics (Examination) | 1 |
| | | | | | | Social Science (Examination) | 5 |
| | | 5 | 0.18% | SPECIAL TEMPORARY CERTIFICATE | | | |
| | | | | Special Temporary Cert / Ed. Specialist | 1 | | |
| | | | | | | Mild/Moderate Disabilities | 1 |
| | | | | Special Temporary Cert / Single Subject | 4 | | |
| | | | | | | English (Examination) | 1 |
| | | | | | | Science: Biological Sci (Exam) | 1 |
| | | | | | | Social Science | 1 |
| | | | | | | Social Science (Examination) | 1 |
| | | 17 | 0.62% | PRE-INTERNSHIP CERTIFICATES | | | |
| | | | | Pre-Intern Certificate / Ed. Specialist | 3 | | |
| | | | | | | Mild/Moderate Disabilities | 2 |
| | | | | | | Moderate/Severe Disabilities | 1 |
| | | | | Pre-Intern Certificate / Multiple Subject | 8 | | |
| | | | | | | General Subjects | 8 |
| | | | | Pre-Intern Certificate / Single Subject | 6 | | |
| | | | | | | English | 1 |
| | | | | | | Mathematics | 2 |
| | | | | | | Science: Biological Sciences | 1 |
| | | | | | | Science: Chemistry | 1 |

| County Name | Agency Name | Agency Total | % Agency | Credential Title | Cred Total | Subject | Subj Total |
|----------------|---|--------------|----------|---|------------|-----------------------------------|------------|
| | | 66 | 2.42% | EMERGENCY PERMITS | | Social Science | 1 |
| | | | | Education Specialist Instruction Permit | 13 | | |
| | | | | | | Mild/Moderate Disabilities | 8 |
| | | | | | | Moderate/Severe Disabilities | 4 |
| | | | | | | Visual Impairments | 1 |
| | | | | Multiple Subject Teaching Permit | 14 | | |
| | | | | | | General Subjects | 10 |
| | | | | | | General Subjects (Examination) | 4 |
| | | | | Single Subject Teaching Permit | 39 | | |
| | | | | | | Art | 1 |
| | | | | | | Business | 2 |
| | | | | | | English | 4 |
| | | | | | | Foreign Language: Spanish | 2 |
| | | | | | | Mathematics | 13 |
| | | | | | | Mathematics (Examination) | 1 |
| | | | | | | Music | 1 |
| | | | | | | Music (Examination) | 1 |
| | | | | | | Physical Education | 2 |
| | | | | | | Science: Biological Sciences | 7 |
| | | | | | | Science: Chemistry | 1 |
| | | | | | | Science: Physics | 2 |
| | | | | | | Social Science | 1 |
| | | | | | | Social Science (Examination) | 1 |
| | | 8 | 0.29% | CREDENTIAL WAIVERS | | | |
| | | | | Education Specialist Instruction Credential | 8 | | |
| | | | | | | Deaf and Hard-of-Hearing | 1 |
| | | | | | | Mild/Moderate Disabilities | 7 |
| | | 2495 | 91.36% | Fully Credentialed Teachers | | | |
| | SAN BERNARDINO CITY UNIFIED Total | 2731 | | | | | |
| SAN BERNARDINO | SAN BERNARDINO COUNTY OFFICE OF EDUCATION | 17 | | UNIVERSITY INTERNSHIP CREDENTIALS | | | |
| | | | | Education Specialist Instruction Credential | 12 | | |
| | | | | | | Early Childhood Special Education | 2 |
| | | | | | | Moderate/Severe Disabilities | 10 |
| | | | | Multiple Subject Teaching Credential | 4 | | |
| | | | | | | General Subjects | 1 |
| | | | | | | General Subjects (Examination) | 3 |
| | | | | Single Subject Teaching Credential | 1 | | |
| | | | | | | English (Examination) | 1 |
| | | 13 | | SPECIAL TEMPORARY CERTIFICATE | | | |
| | | | | Special Temporary Cert / Ed. Specialist | 11 | | |
| | | | | | | Early Childhood Special Education | 2 |
| | | | | | | Mild/Moderate Disabilities | 2 |
| | | | | | | Moderate/Severe Disabilities | 8 |
| | | | | Special Temporary Cert / Multiple Subject | 1 | | |
| | | | | | | General Subjects (Examination) | 1 |
| | | | | Special Temporary Cert / Single Subject | 1 | | |
| | | | | | | Industrial and Tech Educ (Exam) | 1 |
| | | 35 | | EMERGENCY PERMITS | | | |
| | | | | Education Specialist Instruction Permit | 1 | | |
| | | | | | | Deaf and Hard-of-Hearing | 1 |
| | | | | | | Early Childhood Special Education | 3 |
| | | | | | | Mild/Moderate Disabilities | 5 |
| | | | | | | Moderate/Severe Disabilities | 6 |
| | | | | | | Visual Impairments | 1 |
| | | | | | | Visual Impairments | 1 |
| | | | | Education Specialist Instruction Permit | 15 | | |
| | | | | | | Deaf and Hard-of-Hearing | 1 |
| | | | | | | Early Childhood Special Education | 3 |
| | | | | | | Mild/Moderate Disabilities | 5 |
| | | | | | | Moderate/Severe Disabilities | 6 |
| | | | | | | Visual Impairments | 1 |
| | | | | | | Visual Impairments | 1 |
| | | | | Multiple Subject Teaching Permit | 2 | | |

| County Name | Agency Name | Agency Total | % Agency | Credential Title | Cred Total | Subject | Subj Total |
|----------------|---|--------------|----------|---|------------|------------------------------------|------------|
| | | | | | | General Subjects | 17 |
| | | | | | | General Subjects | 2 |
| | | | | Multiple Subject Teaching Permit | 17 | | |
| | | | | | | General Subjects | 17 |
| | | | | | | General Subjects | 2 |
| | | 16 | | CREDENTIAL WAIVERS | | | |
| | | | | Education Specialist Instruction Credential | 16 | | |
| | | | | | | Deaf and Hard-of-Hearing | 1 |
| | | | | | | Early Childhood Special Education | 1 |
| | | | | | | Mild/Moderate Disabilities | 15 |
| | | | | | | Moderate/Severe Disabilities | 15 |
| | | 228 | 73.79% | Fully Credentialed Teachers | | | |
| | SAN BERNARDINO COUNTY OFFICE OF EDUCATION Total | 309 | | | | | |
| SAN BERNARDINO | SILVER VALLEY UNIFIED SCHOOL DISTRICT | 1 | 0.69% | UNIVERSITY INTERNSHIP CREDENTIALS | | | |
| | | | | Multiple Subject Teaching Credential | 1 | | |
| | | | | | | General Subjects (Examination) | 1 |
| | | 4 | 2.76% | EMERGENCY PERMITS | | | |
| | | | | Education Specialist Instruction Permit | 2 | | |
| | | | | | | Mild/Moderate Disabilities | 2 |
| | | | | Multiple Subject Teaching Permit | 2 | | |
| | | | | | | General Subjects | 1 |
| | | | | | | General Subjects (Examination) | 1 |
| | | 140 | 96.55% | Fully Credentialed Teachers | | | |
| | SILVER VALLEY UNIFIED SCHOOL DISTRICT Total | 145 | | | | | |
| SAN BERNARDINO | SNOWLINE JOINT UNIFIED SCHOOL DISTRICT | 18 | 5.22% | UNIVERSITY INTERNSHIP CREDENTIALS | | | |
| | | | | Education Specialist Instruction Credential | 4 | | |
| | | | | | | Mild/Moderate Disabilities | 3 |
| | | | | | | Moderate/Severe Disabilities | 1 |
| | | | | Multiple Subject Teaching Credential | 5 | | |
| | | | | | | General Subjects (Examination) | 5 |
| | | | | Single Subject Teaching Credential | 9 | | |
| | | | | | | Business (Examination) | 1 |
| | | | | | | English | 1 |
| | | | | | | English (Examination) | 1 |
| | | | | | | Foreign Language: Spanish (Exam) | 1 |
| | | | | | | Music | 2 |
| | | | | | | Science: Geosciences (Examination) | 3 |
| | | 1 | 0.29% | DISTRICT INTERNSHIP CERTIFICATES | | | |
| | | | | District Intern Credential / Single Subject | 1 | | |
| | | | | | | Foundational-Level Math (Exam) | 1 |
| | | | | | | Physical Education | 1 |
| | | 7 | 2.03% | SPECIAL TEMPORARY CERTIFICATE | | | |
| | | | | Special Temporary Cert / Ed. Specialist | 2 | | |
| | | | | | | Mild/Moderate Disabilities | 1 |
| | | | | | | Moderate/Severe Disabilities | 1 |
| | | | | Special Temporary Cert / Multiple Subject | 3 | | |
| | | | | | | General Subjects | 1 |
| | | | | | | General Subjects (Examination) | 2 |
| | | | | Special Temporary Cert / Single Subject | 2 | | |
| | | | | | | Foundational-Level Math (Exam) | 1 |
| | | | | | | General Subjects (Examination) | 1 |
| | | 1 | 0.29% | PRE-INTERNSHIP CERTIFICATES | | | |
| | | | | Pre-Intern Certificate / Ed. Specialist | 1 | | |
| | | | | | | Mild/Moderate Disabilities | 1 |
| | | 12 | 3.48% | EMERGENCY PERMITS | | | |
| | | | | Multiple Subject Teaching Permit | 5 | | |
| | | | | | | General Subjects | 4 |
| | | | | | | General Subjects (Examination) | 1 |
| | | | | Single Subject Teaching Permit | 7 | | |
| | | | | | | English | 2 |
| | | | | | | English (Examination) | 1 |
| | | | | | | Foreign Language: Spanish | 1 |
| | | | | | | Mathematics | 1 |
| | | | | | | Science: Chemistry | 1 |

| County Name | Agency Name | Agency Total | % Agency | Credential Title | Cred Total | Subject | Subj Total |
|----------------|--|--------------|----------|---|------------|----------------------------------|------------|
| | | | | | | Social Science | 1 |
| | | 306 | 88.70% | Fully Credentialed Teachers | | | |
| | SNOWLINE JOINT UNIFIED SCHOOL DISTRICT Total | 345 | | | | | |
| SAN BERNARDINO | UPLAND UNIFIED | 9 | 1.45% | UNIVERSITY INTERNSHIP CREDENTIALS | | | |
| | | | | Education Specialist Instruction Credential | 2 | | |
| | | | | | | Mild/Moderate Disabilities | 2 |
| | | | | Single Subject Teaching Credential | 7 | | |
| | | | | | | English (Examination) | 3 |
| | | | | | | Foundational-Level Math (Exam) | 1 |
| | | | | | | Mathematics | 1 |
| | | | | | | Science: Chemistry (Examination) | 1 |
| | | | | | | Social Science | 1 |
| | | 1 | 0.16% | DISTRICT INTERNSHIP CERTIFICATES | | | |
| | | | | District Intern Credential / Ed. Specialist | 1 | | |
| | | | | | | Mild/Moderate Disabilities | 1 |
| | | 4 | 0.65% | EMERGENCY PERMITS | | | |
| | | | | Multiple Subject Teaching Permit | 1 | | |
| | | | | | | General Subjects (Examination) | 1 |
| | | | | Single Subject Teaching Permit | 3 | | |
| | | | | | | Physical Education | 1 |
| | | | | | | Science: Biological Sciences | 1 |
| | | | | | | Social Science | 1 |
| | | 606 | 97.74% | Fully Credentialed Teachers | | | |
| | UPLAND UNIFIED Total | 620 | | | | | |
| SAN BERNARDINO | VICTOR ELEMENTARY SCHOOL DISTRICT | 19 | 4.43% | UNIVERSITY INTERNSHIP CREDENTIALS | | | |
| | | | | Education Specialist Instruction Credential | 3 | | |
| | | | | | | Mild/Moderate Disabilities | 3 |
| | | | | Multiple Subject Teaching Credential | 16 | | |
| | | | | | | General Subjects | 1 |
| | | | | | | General Subjects (Examination) | 15 |
| | | 4 | 0.93% | SPECIAL TEMPORARY CERTIFICATE | | | |
| | | | | Special Temporary Cert / Ed. Specialist | 1 | | |
| | | | | | | Mild/Moderate Disabilities | 1 |
| | | | | Special Temporary Cert / Multiple Subject | 3 | | |
| | | | | | | General Subjects (Examination) | 3 |
| | | 13 | 3.03% | EMERGENCY PERMITS | | | |
| | | | | Education Specialist Instruction Permit | 3 | | |
| | | | | | | Mild/Moderate Disabilities | 3 |
| | | | | Multiple Subject Teaching Permit | 10 | | |
| | | | | | | General Subjects | 6 |
| | | | | | | General Subjects (Examination) | 4 |
| | | 393 | 91.61% | Fully Credentialed Teachers | | | |
| | VICTOR ELEMENTARY SCHOOL DISTRICT Total | 429 | | | | | |
| SAN BERNARDINO | VICTOR VALLEY UNION HIGH SCHOOL DISTRICT | 26 | 5.51% | UNIVERSITY INTERNSHIP CREDENTIALS | | | |
| | | | | Education Specialist Instruction Credential | 8 | | |
| | | | | | | Mild/Moderate Disabilities | 8 |
| | | | | Multiple Subject Teaching Credential | 5 | | |
| | | | | | | General Subjects | 1 |
| | | | | | | General Subjects (Examination) | 4 |
| | | | | Single Subject Teaching Credential | 13 | | |
| | | | | | | English | 2 |
| | | | | | | English (Examination) | 3 |
| | | | | | | Foreign Language: Spanish (Exam) | 1 |
| | | | | | | Foundational-Level Math (Exam) | 1 |
| | | | | | | Mathematics | 2 |
| | | | | | | Science: Biological Sci (Exam) | 2 |
| | | | | | | Social Science | 2 |
| | | 8 | 1.69% | SPECIAL TEMPORARY CERTIFICATE | | | |
| | | | | Special Temporary Cert / Ed. Specialist | 3 | | |
| | | | | | | Mild/Moderate Disabilities | 2 |
| | | | | | | Moderate/Severe Disabilities | 1 |
| | | | | Special Temporary Cert / Single Subject | 5 | | |
| | | | | | | English (Examination) | 1 |
| | | | | | | Mathematics | 1 |

| County Name | Agency Name | Agency Total | % Agency | Credential Title | Cred Total | Subject | Subj Total |
|----------------|--|--------------|----------|---|------------|-----------------------------------|------------|
| | | | | | | Science: Biological Sciences | 1 |
| | | | | | | Science: Chemistry (Examination) | 1 |
| | | 20 | 4.24% | EMERGENCY PERMITS | | Social Science (Examination) | 1 |
| | | | | Education Specialist Instruction Permit | 9 | | |
| | | | | | | Mild/Moderate Disabilities | 8 |
| | | | | Multiple Subject Teaching Permit | 4 | Moderate/Severe Disabilities | 2 |
| | | | | | | General Subjects | 2 |
| | | | | Single Subject Teaching Permit | 7 | General Subjects (Examination) | 2 |
| | | | | | | Art | 1 |
| | | | | | | English | 1 |
| | | | | | | English (Examination) | 1 |
| | | | | | | Foreign Language: Spanish | 1 |
| | | | | | | Physical Education | 1 |
| | | | | | | Science: Biological Sciences | 2 |
| | | 2 | 0.42% | CREDENTIAL WAIVERS | | | |
| | | | | Education Specialist Instruction Credential | 1 | | |
| | | | | | | Mild/Moderate Disabilities | 1 |
| | | | | Single Subject Teaching Credential | 1 | | |
| | | | | | | Music | 1 |
| | | 416 | 88.14% | Fully Credentialed Teachers | | | |
| | VICTOR VALLEY UNION HIGH SCHOOL DISTRICT Total | 472 | | | | | |
| SAN BERNARDINO | YUCAIPA-CALIMESA JOINT UNIFIED | 8 | 1.98% | UNIVERSITY INTERNSHIP CREDENTIALS | | | |
| | | | | Education Specialist Instruction Credential | 5 | | |
| | | | | | | Mild/Moderate Disabilities | 5 |
| | | | | Single Subject Teaching Credential | 3 | | |
| | | | | | | English (Examination) | 1 |
| | | | | | | Mathematics | 1 |
| | | | | | | Science: Biological Sciences | 1 |
| | | 2 | 0.49% | EMERGENCY PERMITS | | | |
| | | | | Multiple Subject Teaching Permit | 1 | | |
| | | | | | | General Subjects | 1 |
| | | | | Single Subject Teaching Permit | 1 | | |
| | | | | | | Social Science | 1 |
| | | 1 | 0.25% | CREDENTIAL WAIVERS | | | |
| | | | | Education Specialist Instruction Credential | 1 | | |
| | | | | | | Mild/Moderate Disabilities | 1 |
| | | 394 | 97.28% | Fully Credentialed Teachers | | | |
| | YUCAIPA-CALIMESA JOINT UNIFIED Total | 405 | | | | | |
| SAN DIEGO | ALPINE UNION SCHOOL DISTRICT | 1 | 0.87% | EMERGENCY PERMITS | | | |
| | | | | Education Specialist Instruction Permit | 1 | | |
| | | | | | | Early Childhood Special Education | 1 |
| | | 114 | 99.13% | Fully Credentialed Teachers | | | |
| | ALPINE UNION SCHOOL DISTRICT Total | 115 | | | | | |
| SAN DIEGO | BONSALL UNION ELEMENTARY SCHOOL DISTRICT | 1 | 1.06% | SPECIAL TEMPORARY CERTIFICATE | | | |
| | | | | Special Temporary Cert / Ed. Specialist | 1 | | |
| | | | | | | Early Childhood Special Education | 1 |
| | | 2 | 2.13% | EMERGENCY PERMITS | | | |
| | | | | Education Specialist Instruction Permit | 1 | | |
| | | | | | | Mild/Moderate Disabilities | 1 |
| | | | | Single Subject Teaching Permit | 1 | | |
| | | | | | | Foreign Language: Spanish | 1 |
| | | 91 | 96.81% | Fully Credentialed Teachers | | | |
| | BONSALL UNION ELEMENTARY SCHOOL DIST Total | 94 | | | | | |
| SAN DIEGO | BORREGO SPRINGS UNIFIED SCHOOL DISTRICT | 1 | 3.23% | UNIVERSITY INTERNSHIP CREDENTIALS | | | |
| | | | | Single Subject Teaching Credential | 1 | | |
| | | | | | | Social Science | 1 |
| | | 1 | 3.23% | PRE-INTERNSHIP CERTIFICATES | | | |
| | | | | Pre-Intern Certificate / Multiple Subject | 1 | | |
| | | | | | | General Subjects | 1 |
| | | 29 | 93.55% | Fully Credentialed Teachers | | | |
| | BORREGO SPRINGS UNIFIED SCHOOL DISTRICT Total | 31 | | | | | |

| County Name | Agency Name | Agency Total | % Agency | Credential Title | Cred Total | Subject | Subj Total |
|-------------|---|--------------|----------|---|------------|---|------------|
| SAN DIEGO | CAJON VALLEY UNION ELEMENTARY SCHOOL DISTRICT | 4 | 0.49% | UNIVERSITY INTERNSHIP CREDENTIALS | | | |
| | | | | Education Specialist Instruction Credential | 4 | | |
| | | 11 | 1.35% | EMERGENCY PERMITS | | Mild/Moderate Disabilities | 4 |
| | | | | Education Specialist Instruction Permit | 11 | | |
| | | | | | | Mild/Moderate Disabilities | 10 |
| | | | | | | Moderate/Severe Disabilities | 1 |
| | CAJON VALLEY UNION ELEMENTARY SCHOOL DIST Total | 802 | 98.16% | Fully Credentialed Teachers | | | |
| | | 817 | | | | | |
| SAN DIEGO | CARLSBAD UNIFIED SCHOOL DISTRICT | 1 | 0.22% | UNIVERSITY INTERNSHIP CREDENTIALS | | | |
| | | | | Multiple Subject Teaching Credential | 1 | | |
| | | 2 | 0.43% | SPECIAL TEMPORARY CERTIFICATE | | General Subjects (Examination) | 1 |
| | | | | Special Temporary Cert / Ed. Specialist | 1 | | |
| | | | | | | Mild/Moderate Disabilities | 1 |
| | | | | | | Special Temporary Cert / Single Subject | |
| | | | | | | Mathematics | 1 |
| | | 5 | 1.08% | EMERGENCY PERMITS | | | |
| | | | | Education Specialist Instruction Permit | 3 | | |
| | | | | | | Deaf and Hard-of-Hearing | 1 |
| | | | | | | Mild/Moderate Disabilities | 1 |
| | | | | | | Moderate/Severe Disabilities | 1 |
| | | | | | | Multiple Subject Teaching Permit | |
| | | | | | | General Subjects | 1 |
| | | | | | | Single Subject Teaching Permit | |
| | | | | | | English | 1 |
| | | 455 | 98.27% | Fully Credentialed Teachers | | | |
| | CARLSBAD UNIFIED SCHOOL DISTRICT Total | 463 | | | | | |
| SAN DIEGO | CHULA VISTA ELEMENTARY SCHOOL DISTRICT | 7 | 0.51% | SPECIAL TEMPORARY CERTIFICATE | | | |
| | | | | Special Temporary Cert / Ed. Specialist | 7 | | |
| | | | | | | Mild/Moderate Disabilities | 5 |
| | | | | | | Moderate/Severe Disabilities | 2 |
| | | 9 | 0.65% | EMERGENCY PERMITS | | | |
| | | | | Education Specialist Instruction Permit | 9 | | |
| | | | | | | Deaf and Hard-of-Hearing | 1 |
| | | | | | | Mild/Moderate Disabilities | 7 |
| | | | | | | Moderate/Severe Disabilities | 1 |
| | | 1359 | 98.84% | Fully Credentialed Teachers | | | |
| | CHULA VISTA ELEMENTARY SCHOOL DISTRICT Total | 1375 | | | | | |
| SAN DIEGO | CORONADO UNIFIED SCHOOL DISTRICT | 2 | 1.43% | EMERGENCY PERMITS | | | |
| | | | | Education Specialist Instruction Permit | 1 | | |
| | | | | | | Moderate/Severe Disabilities | 1 |
| | | | | | | Single Subject Teaching Permit | |
| | | | | | | Art (Examination) | 1 |
| | | 138 | 98.57% | Fully Credentialed Teachers | | | |
| | CORONADO UNIFIED SCHOOL DISTRICT Total | 140 | | | | | |
| SAN DIEGO | DEHESA SCHOOL DISTRICT | 2 | 4.44% | EMERGENCY PERMITS | | | |
| | | | | Education Specialist Instruction Permit | 2 | | |
| | | | | | | Mild/Moderate Disabilities | 2 |
| | | 43 | 95.56% | Fully Credentialed Teachers | | | |
| | DEHESA SCHOOL DISTRICT Total | 45 | | | | | |
| SAN DIEGO | DEL MAR UNION SCHOOL DISTRICT | 1 | 0.48% | SPECIAL TEMPORARY CERTIFICATE | | | |
| | | | | Special Temporary Cert / Ed. Specialist | 1 | | |
| | | | | | | Early Childhood Special Education | 1 |
| | | 2 | 0.96% | EMERGENCY PERMITS | | | |
| | | | | Education Specialist Instruction Permit | 2 | | |
| | | | | | | Mild/Moderate Disabilities | 1 |
| | | | | | | Moderate/Severe Disabilities | 1 |
| | | 206 | 98.56% | Fully Credentialed Teachers | | | |
| | DEL MAR UNION SCHOOL DISTRICT Total | 209 | | | | | |
| SAN DIEGO | ENCINITAS UNION ELEMENTARY SCHOOL DISTRICT | 2 | 0.73% | EMERGENCY PERMITS | | | |
| | | | | Education Specialist Instruction Permit | 2 | | |
| | | | | | | Moderate/Severe Disabilities | 2 |
| | | 271 | 99.27% | Fully Credentialed Teachers | | | |

| County Name | Agency Name | Agency Total | % Agency | Credential Title | Cred Total | Subject | Subj Total |
|-------------|--|--------------|----------|---|------------|----------------------------------|------------|
| | ENCINITAS UNION ELEMENTARY SCHOOL DISTRICT Total | 273 | | | | | |
| SAN DIEGO | ESCONDIDO UNION ELEMENTARY SCHOOL DISTRICT | 4 | 0.39% | SPECIAL TEMPORARY CERTIFICATE | | | |
| | | | | Special Temporary Cert / Ed. Specialist | 3 | | |
| | | | | | | Mild/Moderate Disabilities | 2 |
| | | | | | | Moderate/Severe Disabilities | 2 |
| | | | | Special Temporary Cert / Multiple Subject | 1 | | |
| | | 15 | 1.45% | EMERGENCY PERMITS | | General Subjects (Examination) | 1 |
| | | | | Education Specialist Instruction Permit | 9 | | |
| | | | | | | Deaf and Hard-of-Hearing | 1 |
| | | | | | | Mild/Moderate Disabilities | 6 |
| | | | | | | Moderate/Severe Disabilities | 2 |
| | | | | Multiple Subject Teaching Permit | 3 | | |
| | | | | | | General Subjects | 2 |
| | | | | | | General Subjects (Examination) | 1 |
| | | | | Single Subject Teaching Permit | 3 | | |
| | | | | | | Mathematics (Examination) | 1 |
| | | | | | | Physical Education | 1 |
| | | | | | | Science: Geosciences | 1 |
| | | 1014 | 98.16% | Fully Credentialed Teachers | | | |
| | ESCONDIDO UNION ELEMENTARY SCHOOL DIST Total | 1033 | | | | | |
| SAN DIEGO | ESCONDIDO UNION HIGH SCHOOL DISTRICT | 6 | 1.62% | SPECIAL TEMPORARY CERTIFICATE | | | |
| | | | | Special Temporary Cert / Ed. Specialist | 2 | | |
| | | | | | | Mild/Moderate Disabilities | 2 |
| | | | | | | Moderate/Severe Disabilities | 1 |
| | | | | Special Temporary Cert / Single Subject | 4 | | |
| | | | | | | English (Examination) | 1 |
| | | | | | | Foreign Language: Spanish | 1 |
| | | | | | | Mathematics | 1 |
| | | | | | | Physical Education | 1 |
| | | | | | | Social Science | 1 |
| | | 9 | 2.43% | EMERGENCY PERMITS | | | |
| | | | | Education Specialist Instruction Permit | 4 | | |
| | | | | | | Mild/Moderate Disabilities | 4 |
| | | | | Single Subject Teaching Permit | 5 | | |
| | | | | | | Art | 1 |
| | | | | | | English | 1 |
| | | | | | | Mathematics | 2 |
| | | | | | | Physical Education | 1 |
| | | 356 | 95.96% | Fully Credentialed Teachers | | | |
| | ESCONDIDO UNION HIGH SCHOOL DISTRICT Total | 371 | | | | | |
| SAN DIEGO | FALLBROOK UNION ELEMENTARY SCHOOL DISTRICT | 2 | 0.71% | UNIVERSITY INTERNSHIP CREDENTIALS | | | |
| | | | | Education Specialist Instruction Credential | 2 | | |
| | | | | | | Mild/Moderate Disabilities | 2 |
| | | | | | | Moderate/Severe Disabilities | 1 |
| | | 3 | 1.06% | EMERGENCY PERMITS | | | |
| | | | | Education Specialist Instruction Permit | 3 | | |
| | | | | | | Mild/Moderate Disabilities | 1 |
| | | | | | | Moderate/Severe Disabilities | 2 |
| | | 277 | 98.23% | Fully Credentialed Teachers | | | |
| | FALLBROOK UNION ELEM SCHOOL DIST Total | 282 | | | | | |
| SAN DIEGO | GROSSMONT UNION HIGH SCHOOL DISTRICT | 11 | 1.05% | UNIVERSITY INTERNSHIP CREDENTIALS | | | |
| | | | | Education Specialist Instruction Credential | 7 | | |
| | | | | | | Mild/Moderate Disabilities | 5 |
| | | | | | | Moderate/Severe Disabilities | 2 |
| | | | | Single Subject Teaching Credential | 4 | | |
| | | | | | | Mathematics | 1 |
| | | | | | | Music | 1 |
| | | | | | | Science: Chemistry | 1 |
| | | | | | | Science: Chemistry (Examination) | 1 |
| | | 4 | 0.38% | SPECIAL TEMPORARY CERTIFICATE | | | |
| | | | | Special Temporary Cert / Ed. Specialist | 3 | | |
| | | | | | | Mild/Moderate Disabilities | 3 |
| | | | | Special Temporary Cert / Single Subject | 1 | | |

| County Name | Agency Name | Agency Total | % Agency | Credential Title | Cred Total | Subject | Subj Total |
|-------------|---|--------------|----------|---|------------|--------------------------------|------------|
| | | | | | | English (Examination) | 1 |
| | | 32 | 3.07% | EMERGENCY PERMITS | | | |
| | | | | Education Specialist Instruction Permit | 22 | | |
| | | | | | | Mild/Moderate Disabilities | 20 |
| | | | | | | Moderate/Severe Disabilities | 2 |
| | | | | | | Visual Impairments | 1 |
| | | | | Multiple Subject Teaching Permit | 1 | | |
| | | | | Single Subject Teaching Permit | 9 | General Subjects (Examination) | 1 |
| | | | | | | Art | 1 |
| | | | | | | English | 3 |
| | | | | | | Mathematics | 1 |
| | | | | | | Music | 1 |
| | | | | | | Physical Education | 1 |
| | | | | | | Science: Biological Sciences | 1 |
| | | | | | | Social Science | 1 |
| | | 996 | 95.49% | Fully Credentialed Teachers | | | |
| | GROSSMONT UNION HIGH SCHOOL DISTRICT Total | 1043 | | | | | |
| SAN DIEGO | JULIAN UNION HIGH SCHOOL DISTRICT | 1 | 0.70% | UNIVERSITY INTERNSHIP CREDENTIALS | | | |
| | | | | Single Subject Teaching Credential | 1 | | |
| | | | | | | Science: Biological Sci (Exam) | 1 |
| | | 1 | 0.70% | EMERGENCY PERMITS | | | |
| | | | | Single Subject Teaching Permit | 1 | | |
| | | | | | | Social Science | 1 |
| | JULIAN UNION HIGH SCHOOL DISTRICT Total | 141 | 98.60% | Fully Credentialed Teachers | | | |
| | | 143 | | | | | |
| SAN DIEGO | LA MESA-SPRING VALLEY SCHOOL DISTRICT | 2 | 0.30% | EMERGENCY PERMITS | | | |
| | | | | Education Specialist Instruction Permit | 2 | | |
| | | | | | | Mild/Moderate Disabilities | 2 |
| | LA MESA-SPRING VALLEY SCHOOL DISTRICT Total | 671 | 99.70% | Fully Credentialed Teachers | | | |
| | | 673 | | | | | |
| SAN DIEGO | LAKESIDE UNION ELEMENTARY | 5 | 2.28% | EMERGENCY PERMITS | | | |
| | | | | Education Specialist Instruction Permit | 3 | | |
| | | | | | | Mild/Moderate Disabilities | 2 |
| | | | | | | Moderate/Severe Disabilities | 1 |
| | | | | Single Subject Teaching Permit | 2 | | |
| | | | | | | Science: Biological Sciences | 1 |
| | | | | | | Science: Biological Sci (Exam) | 1 |
| | LAKESIDE UNION ELEMENTARY Total | 214 | 97.72% | Fully Credentialed Teachers | | | |
| | | 219 | | | | | |
| SAN DIEGO | LEMON GROVE ELEMENTARY SCHOOL DISTRICT | 5 | 2.38% | EMERGENCY PERMITS | | | |
| | | | | Education Specialist Instruction Permit | 5 | | |
| | | | | | | Mild/Moderate Disabilities | 3 |
| | | | | | | Moderate/Severe Disabilities | 2 |
| | LEMON GROVE ELEMENTARY SCHOOL DISTRICT Total | 205 | 97.62% | Fully Credentialed Teachers | | | |
| | | 210 | | | | | |
| SAN DIEGO | MOUNTAIN EMPIRE UNIFIED SCHOOL DISTRICT | 2 | 2.11% | EMERGENCY PERMITS | | | |
| | | | | Education Specialist Instruction Permit | 1 | | |
| | | | | | | Mild/Moderate Disabilities | 1 |
| | | | | Single Subject Teaching Permit | 1 | | |
| | | | | | | Social Science | 1 |
| | MOUNTAIN EMPIRE UNIFIED SCHOOL DISTRICT Total | 93 | 97.89% | Fully Credentialed Teachers | | | |
| | | 95 | | | | | |
| SAN DIEGO | NATIONAL SCHOOL DISTRICT | 9 | 3.08% | EMERGENCY PERMITS | | | |
| | | | | Education Specialist Instruction Permit | 1 | | |
| | | | | | | Moderate/Severe Disabilities | 1 |
| | | | | Multiple Subject Teaching Permit | 8 | | |
| | | | | | | General Subjects | 7 |
| | | | | | | General Subjects (Examination) | 1 |
| | NATIONAL SCHOOL DISTRICT Total | 283 | 96.92% | Fully Credentialed Teachers | | | |
| | | 292 | | | | | |
| SAN DIEGO | OCEANSIDE UNIFIED SCHOOL DISTRICT | 1 | 0.09% | SPECIAL TEMPORARY CERTIFICATE | | | |
| | | | | Special Temporary Cert / Single Subject | 1 | | |
| | | | | | | Foundational-Level Math (Exam) | 1 |

| County Name | Agency Name | Agency Total | % Agency | Credential Title | Cred Total | Subject | Subj Total |
|-------------|---|--------------|----------|---|------------|-----------------------------------|------------|
| | | 8 | 0.73% | EMERGENCY PERMITS | | | |
| | | | | Education Specialist Instruction Permit | 4 | | |
| | | | | | | Early Childhood Special Education | 1 |
| | | | | | | Mild/Moderate Disabilities | 3 |
| | | | | | | Moderate/Severe Disabilities | 1 |
| | | | | Multiple Subject Teaching Permit | 2 | | |
| | | | | | | General Subjects | 2 |
| | | | | Single Subject Teaching Permit | 2 | | |
| | | | | | | Science: Biological Sciences | 1 |
| | | | | | | Science: Geosciences | 1 |
| | | 1094 | 99.18% | Fully Credentialed Teachers | | | |
| | OCEANSIDE UNIFIED SCHOOL DISTRICT Total | 1103 | | | | | |
| SAN DIEGO | POWAY UNIFIED SCHOOL DISTRICT | 1 | 0.07% | SPECIAL TEMPORARY CERTIFICATE | | | |
| | | | | Special Temporary Cert / Ed. Specialist | 1 | | |
| | | | | | | Moderate/Severe Disabilities | 1 |
| | | 18 | 1.23% | EMERGENCY PERMITS | | | |
| | | | | Education Specialist Instruction Permit | 13 | | |
| | | | | | | Early Childhood Special Education | 2 |
| | | | | | | Mild/Moderate Disabilities | 9 |
| | | | | | | Moderate/Severe Disabilities | 2 |
| | | | | Single Subject Teaching Permit | 5 | | |
| | | | | | | Art | 1 |
| | | | | | | English | 1 |
| | | | | | | Foreign Language: Spanish | 1 |
| | | | | | | Music | 1 |
| | | | | | | Physical Education | 1 |
| | | 1439 | 98.70% | Fully Credentialed Teachers | | | |
| | POWAY UNIFIED SCHOOL DISTRICT Total | 1458 | | | | | |
| SAN DIEGO | RAMONA UNIFIED SCHOOL DISTRICT | 4 | 1.29% | EMERGENCY PERMITS | | | |
| | | | | Education Specialist Instruction Permit | 3 | | |
| | | | | | | Mild/Moderate Disabilities | 2 |
| | | | | | | Visual Impairments | 1 |
| | | | | Single Subject Teaching Permit | 1 | | |
| | | | | | | Music | 1 |
| | | 306 | 98.71% | Fully Credentialed Teachers | | | |
| | RAMONA UNIFIED SCHOOL DISTRICT Total | 310 | | | | | |
| SAN DIEGO | SAN DIEGO CITY UNIFIED SCHOOL DISTRICT | 64 | 0.89% | UNIVERSITY INTERNSHIP CREDENTIALS | | | |
| | | | | Education Specialist Instruction Credential | 48 | | |
| | | | | | | Mild/Moderate Disabilities | 37 |
| | | | | | | Moderate/Severe Disabilities | 15 |
| | | | | | | Visual Impairments | 1 |
| | | | | Single Subject Teaching Credential | 16 | | |
| | | | | | | English (Examination) | 2 |
| | | | | | | Mathematics | 3 |
| | | | | | | Science: Biological Sciences | 3 |
| | | | | | | Science: Biological Sci (Exam) | 5 |
| | | | | | | Science: Chemistry (Examination) | 3 |
| | | | | | | Science: Physics (Examination) | 1 |
| | | 29 | 0.40% | DISTRICT INTERNSHIP CERTIFICATES | | | |
| | | | | District Intern Credential / Ed. Specialist | 4 | | |
| | | | | | | Mild/Moderate Disabilities | 4 |
| | | | | District Intern Credential / Multiple Subject | 12 | | |
| | | | | | | General Subjects | 1 |
| | | | | | | General Subjects (Examination) | 11 |
| | | | | District Intern Credential / Single Subject | 13 | | |
| | | | | | | Mathematics | 2 |
| | | | | | | Mathematics (Examination) | 2 |
| | | | | | | Mathematics (Examination) | 3 |
| | | | | | | Science: Chemistry | 1 |
| | | | | | | Science: Chemistry (Examination) | 3 |
| | | | | | | Science: Physics (Examination) | 2 |
| | | 48 | 0.67% | SPECIAL TEMPORARY CERTIFICATE | | | |
| | | | | Special Temporary Cert / Ed. Specialist | 13 | | |

| County Name | Agency Name | Agency Total | % Agency | Credential Title | Cred Total | Subject | Subj Total |
|-------------|--|--------------|----------|---|------------|-----------------------------------|------------|
| | | | | | | Deaf and Hard-of-Hearing | 1 |
| | | | | | | Mild/Moderate Disabilities | 11 |
| | | | | | | Moderate/Severe Disabilities | 1 |
| | | | | Special Temporary Cert / Multiple Subject | 7 | | |
| | | | | | | General Subjects | 1 |
| | | | | | | General Subjects (Examination) | 6 |
| | | | | Special Temporary Cert / Single Subject | 28 | | |
| | | | | | | Art (Examination) | 1 |
| | | | | | | English (Examination) | 5 |
| | | | | | | Foreign Language: Japanese (Exam) | 1 |
| | | | | | | Foundational-Level Math (Exam) | 3 |
| | | | | | | Mathematics | 7 |
| | | | | | | Mathematics (Examination) | 2 |
| | | | | | | Music | 2 |
| | | | | | | Music (Examination) | 1 |
| | | | | | | Science: Biological Sci (Exam) | 3 |
| | | | | | | Science: Chemistry | 1 |
| | | | | | | Science: Physics (Examination) | 1 |
| | | | | | | Social Science (Examination) | 2 |
| | | 2 | 0.03% | PRE-INTERNSHIP CERTIFICATES | | | |
| | | | | Pre-Intern Certificate / Ed. Specialist | 1 | | |
| | | | | | | Mild/Moderate Disabilities | 1 |
| | | | | Pre-Intern Certificate / Single Subject | 1 | | |
| | | | | | | Mathematics | 1 |
| | | 102 | 1.42% | EMERGENCY PERMITS | | | |
| | | | | Education Specialist Instruction Permit | 78 | | |
| | | | | | | Deaf and Hard-of-Hearing | 9 |
| | | | | | | Mild/Moderate Disabilities | 60 |
| | | | | | | Moderate/Severe Disabilities | 7 |
| | | | | | | Physical and Health Impairments | 1 |
| | | | | | | Visual Impairments | 1 |
| | | | | Multiple Subject Teaching Permit | 12 | | |
| | | | | | | General Subjects | 10 |
| | | | | | | General Subjects (Examination) | 2 |
| | | | | Single Subject Teaching Permit | 12 | | |
| | | | | | | English | 3 |
| | | | | | | Mathematics | 3 |
| | | | | | | Mathematics (Examination) | 1 |
| | | | | | | Music | 2 |
| | | | | | | Physical Education | 1 |
| | | | | | | Science: Physics | 1 |
| | | | | | | Social Science | 2 |
| | | 6954 | 96.60% | Fully Credentialed Teachers | | | |
| | SAN DIEGO CITY UNIFIED SCHOOL DISTRICT Total | 7199 | | | | | |
| SAN DIEGO | SAN DIEGO COUNTY OFFICE OF EDUCATION | 18 | 7.93% | EMERGENCY PERMITS | | | |
| | | | | Education Specialist Instruction Permit | 11 | | |
| | | | | | | Mild/Moderate Disabilities | 8 |
| | | | | | | Moderate/Severe Disabilities | 4 |
| | | | | | | Visual Impairments | 1 |
| | | | | Multiple Subject Teaching Permit | 1 | | |
| | | | | | | General Subjects | 2 |
| | | | | | | General Subjects (Examination) | 1 |
| | | | | Multiple Subject Teaching Permit | 2 | | |
| | | | | | | General Subjects | 2 |
| | | | | | | General Subjects (Examination) | 1 |
| | | | | Single Subject Teaching Permit | 4 | | |
| | | | | | | English | 1 |
| | | | | | | Science: Biological Sciences | 1 |
| | | | | | | Social Science | 2 |
| | | 209 | 92.07% | Fully Credentialed Teachers | | | |
| | SAN DIEGO COUNTY OFFICE OF EDUCATION Total | 227 | | | | | |
| SAN DIEGO | SAN DIEGUITO UNION HIGH SCHOOL DISTRICT | 4 | 0.78% | UNIVERSITY INTERNSHIP CREDENTIALS | | | |
| | | | | Single Subject Teaching Credential | 4 | | |
| | | | | | | Foundational-Level Math (Exam) | 1 |

| County Name | Agency Name | Agency Total | % Agency | Credential Title | Cred Total | Subject | Subj Total |
|-------------|--|--------------|----------|---|------------|-----------------------------------|------------|
| | | | | | | Mathematics | 1 |
| | | | | | | Mathematics (Examination) | 1 |
| | | 3 | 0.59% | EMERGENCY PERMITS | | Science: Biological Sciences | 1 |
| | | | | Education Specialist Instruction Permit | 2 | | |
| | | | | | | Mild/Moderate Disabilities | 2 |
| | | | | Single Subject Teaching Permit | 1 | | |
| | | 503 | 98.63% | Fully Credentialed Teachers | | Mathematics (Examination) | 1 |
| | SAN DIEGUITO UNION HIGH SCHOOL DISTRICT Total | 510 | | | | | |
| SAN DIEGO | SAN MARCOS UNIFIED SCHOOL DISTRICT | 5 | 0.75% | SPECIAL TEMPORARY CERTIFICATE | | | |
| | | | | Special Temporary Cert / Ed. Specialist | 4 | | |
| | | | | | | Early Childhood Special Education | 1 |
| | | | | | | Mild/Moderate Disabilities | 3 |
| | | | | Special Temporary Cert / Single Subject | 1 | | |
| | | 3 | 0.45% | EMERGENCY PERMITS | | Foundational-Level Math (Exam) | 1 |
| | | | | Education Specialist Instruction Permit | 1 | | |
| | | | | | | Early Childhood Special Education | 1 |
| | | | | Single Subject Teaching Permit | 2 | | |
| | | | | | | Foreign Language: Spanish | 1 |
| | | | | | | Music | 1 |
| | | 655 | 98.79% | Fully Credentialed Teachers | | | |
| | SAN MARCOS UNIFIED SCHOOL DISTRICT Total | 663 | | | | | |
| SAN DIEGO | SAN YSIDRO ELEMENTARY SCHOOL DISTRICT | 5 | 2.00% | EMERGENCY PERMITS | | | |
| | | | | Education Specialist Instruction Permit | 3 | | |
| | | | | | | Mild/Moderate Disabilities | 3 |
| | | | | Multiple Subject Teaching Permit | 2 | | |
| | | | | | | General Subjects | 2 |
| | | 245 | 98.00% | Fully Credentialed Teachers | | | |
| | SAN YSIDRO ELEMENTARY SCHOOL DISTRICT Total | 250 | | | | | |
| SAN DIEGO | SANTEE ELEMENTARY SCHOOL DISTRICT | 2 | 0.62% | SPECIAL TEMPORARY CERTIFICATE | | | |
| | | | | Special Temporary Cert / Ed. Specialist | 1 | | |
| | | | | | | Mild/Moderate Disabilities | 1 |
| | | | | Special Temporary Cert / Multiple Subject | 1 | | |
| | | | | | | General Subjects (Examination) | 1 |
| | | 7 | 2.16% | EMERGENCY PERMITS | | | |
| | | | | Education Specialist Instruction Permit | 7 | | |
| | | | | | | Mild/Moderate Disabilities | 4 |
| | | | | | | Moderate/Severe Disabilities | 2 |
| | | | | | | Visual Impairments | 1 |
| | | 315 | 97.22% | Fully Credentialed Teachers | | | |
| | SANTEE ELEMENTARY SCHOOL DISTRICT Total | 324 | | | | | |
| SAN DIEGO | SOUTH BAY UNION ELEMENTARY SCHOOL DISTRICT | 3 | 0.68% | SPECIAL TEMPORARY CERTIFICATE | | | |
| | | | | Special Temporary Cert / Ed. Specialist | 2 | | |
| | | | | | | Early Childhood Special Education | 1 |
| | | | | | | Moderate/Severe Disabilities | 1 |
| | | | | Special Temporary Cert / Multiple Subject | 1 | | |
| | | | | | | General Subjects (Examination) | 1 |
| | | 16 | 3.64% | EMERGENCY PERMITS | | | |
| | | | | Education Specialist Instruction Permit | 9 | | |
| | | | | | | Mild/Moderate Disabilities | 7 |
| | | | | | | Moderate/Severe Disabilities | 2 |
| | | | | Multiple Subject Teaching Permit | 7 | | |
| | | | | | | General Subjects | 4 |
| | | | | | | General Subjects (Examination) | 3 |
| | | 420 | 95.67% | Fully Credentialed Teachers | | | |
| | SOUTH BAY UNION ELEMENTARY SCHOOL DISTRICT Total | 439 | | | | | |
| SAN DIEGO | SWEETWATER UNION HIGH SCHOOL DISTRICT | 25 | 1.39% | UNIVERSITY INTERNSHIP CREDENTIALS | | | |
| | | | | Education Specialist Instruction Credential | 3 | | |
| | | | | | | Mild/Moderate Disabilities | 2 |
| | | | | | | Moderate/Severe Disabilities | 1 |
| | | | | Single Subject Teaching Credential | 22 | | |
| | | | | | | English (Examination) | 4 |

| County Name | Agency Name | Agency Total | % Agency | Credential Title | Cred Total | Subject | Subj Total |
|-------------|---|--------------|----------|---|------------|------------------------------------|------------|
| | | | | | | Mathematics | 5 |
| | | | | | | Mathematics (Examination) | 1 |
| | | | | | | Science: Biological Sciences | 1 |
| | | | | | | Science: Biological Sci (Exam) | 8 |
| | | | | | | Science: Chemistry (Examination) | 2 |
| | | | | | | Science: Geosciences | 1 |
| | | | | | | Science: Geosciences (Examination) | 2 |
| | | 8 | 0.44% | SPECIAL TEMPORARY CERTIFICATE | | | |
| | | | | Special Temporary Cert / Ed. Specialist | 2 | | |
| | | | | | | Mild/Moderate Disabilities | 2 |
| | | | | Special Temporary Cert / Single Subject | 6 | | |
| | | | | | | Mathematics | 2 |
| | | | | | | Mathematics (Examination) | 1 |
| | | | | | | Music | 1 |
| | | | | | | Science: Biological Sciences | 1 |
| | | | | | | Social Science (Examination) | 1 |
| | | 56 | 3.11% | EMERGENCY PERMITS | | | |
| | | | | Education Specialist Instruction Permit | 28 | | |
| | | | | | | Deaf and Hard-of-Hearing | 1 |
| | | | | | | Mild/Moderate Disabilities | 19 |
| | | | | | | Moderate/Severe Disabilities | 7 |
| | | | | | | Visual Impairments | 1 |
| | | | | Single Subject Teaching Permit | 28 | | |
| | | | | | | Art | 1 |
| | | | | | | Business | 1 |
| | | | | | | English | 3 |
| | | | | | | English (Examination) | 1 |
| | | | | | | Foreign Language: Japanese | 1 |
| | | | | | | Foreign Language: Spanish | 1 |
| | | | | | | Mathematics | 9 |
| | | | | | | Music | 1 |
| | | | | | | Physical Education | 3 |
| | | | | | | Physical Science | 1 |
| | | | | | | Science: Biological Sciences | 1 |
| | | | | | | Science: Biological Sci (Exam) | 1 |
| | | | | | | Science: Chemistry | 4 |
| | | | | | | Social Science | 2 |
| | | | | | | Social Science (Examination) | 1 |
| | | 1 | 0.06% | CREDENTIAL WAIVERS | | | |
| | | | | Education Specialist Instruction Credential | 1 | | |
| | | | | | | Visual Impairments | 1 |
| | | 1708 | 94.99% | Fully Credentialed Teachers | | | |
| | SWEETWATER UNION HIGH SCHOOL DISTRICT Total | 1798 | | | | | |
| SAN DIEGO | VALLEY CENTER-PAUMA UNIFIED SCHOOL DISTRICT | 1 | 0.41% | SPECIAL TEMPORARY CERTIFICATE | | | |
| | | | | Special Temporary Cert / Single Subject | 1 | | |
| | | | | | | Mathematics (Examination) | 1 |
| | | 4 | 1.65% | EMERGENCY PERMITS | | | |
| | | | | Education Specialist Instruction Permit | 2 | | |
| | | | | | | Mild/Moderate Disabilities | 2 |
| | | | | Single Subject Teaching Permit | 2 | | |
| | | | | | | Music | 1 |
| | | | | | | Science: Biological Sciences | 1 |
| | VALLEY CENTER-PAUMA UNIFIED SCHOOL DISTRICT Total | 238 | 97.94% | Fully Credentialed Teachers | | | |
| SAN DIEGO | VISTA UNIFIED SCHOOL DISTRICT | 4 | 0.33% | UNIVERSITY INTERNSHIP CREDENTIALS | | | |
| | | | | Single Subject Teaching Credential | 4 | | |
| | | | | | | English (Examination) | 1 |
| | | | | | | Mathematics (Examination) | 1 |
| | | | | | | Science: Biological Sciences | 2 |
| | | 1 | 0.08% | SPECIAL TEMPORARY CERTIFICATE | | | |
| | | | | Special Temporary Cert / Single Subject | 1 | | |
| | | | | | | English (Examination) | 1 |
| | | 22 | 1.83% | EMERGENCY PERMITS | | | |
| | | | | Education Specialist Instruction Permit | 15 | | |

| County Name | Agency Name | Agency Total | % Agency | Credential Title | Cred Total | Subject | Subj Total |
|---------------|--|--------------|----------|---|------------|-------------------------------------|------------|
| | | | | | | Early Childhood Special Education | 1 |
| | | | | | | Mild/Moderate Disabilities | 10 |
| | | | | Multiple Subject Teaching Permit | 1 | Moderate/Severe Disabilities | 5 |
| | | | | Single Subject Teaching Permit | 6 | General Subjects | 1 |
| | | | | | | Business (Examination) | 1 |
| | | | | | | English | 2 |
| | | | | | | Mathematics | 2 |
| | | | | | | Social Science | 1 |
| | | 1174 | 97.75% | Fully Credentialed Teachers | | | |
| | VISTA UNIFIED SCHOOL DISTRICT Total | 1201 | | | | | |
| SAN DIEGO | WARNER UNIFIED | 2 | 10.53% | EMERGENCY PERMITS | | | |
| | | | | Multiple Subject Teaching Permit | 2 | | |
| | | | | | | General Subjects | 2 |
| | | 17 | 89.47% | Fully Credentialed Teachers | | | |
| | WARNER UNIFIED Total | 19 | | | | | |
| SAN FRANCISCO | SAN FRANCISCO COUNTY OFFICE OF EDUCATION | 1 | | UNIVERSITY INTERNSHIP CREDENTIALS | | | |
| | | | | Single Subject Teaching Credential | 1 | | |
| | | | | | | Foundational-Level Math (Exam) | 1 |
| | SAN FRANCISCO COUNTY OFFICE OF EDUCATION Total | 1 | | | | | |
| SAN FRANCISCO | SAN FRANCISCO UNIFIED SCHOOL DISTRICT | 68 | 2.14% | UNIVERSITY INTERNSHIP CREDENTIALS | | | |
| | | | | Education Specialist Instruction Credential | 54 | | |
| | | | | | | Mild/Moderate Disabilities | 45 |
| | | | | | | Moderate/Severe Disabilities | 8 |
| | | | | | | Physical and Health Impairments | 1 |
| | | | | Multiple Subject Teaching Credential | 1 | | |
| | | | | | | General Subjects (Examination) | 1 |
| | | | | Single Subject Teaching Credential | 13 | | |
| | | | | | | Art | 1 |
| | | | | | | Biological Sciences (Specialized) | 2 |
| | | | | | | Biological Sci (Specialized) (Exam) | 1 |
| | | | | | | English | 1 |
| | | | | | | English (Examination) | 2 |
| | | | | | | Foreign Language: French | 1 |
| | | | | | | Foreign Language: German (Exam) | 1 |
| | | | | | | Foundational-Level Math (Exam) | 1 |
| | | | | | | Mathematics | 1 |
| | | | | | | Physical Education | 1 |
| | | | | | | Physics (Specialized) (Examination) | 1 |
| | | | | | | Science: Biological Sci (Exam) | 1 |
| | | | | | | Science: Geosciences (Examination) | 1 |
| | | | | | | Social Science (Examination) | 1 |
| | | 3 | 0.09% | SPECIAL TEMPORARY CERTIFICATE | | | |
| | | | | Special Temporary Cert / Multiple Subject | 1 | | |
| | | | | | | General Subjects | 1 |
| | | | | Special Temporary Cert / Single Subject | 2 | | |
| | | | | | | Foundational-Level Math (Exam) | 1 |
| | | | | | | Social Science (Examination) | 1 |
| | | 7 | 0.22% | PRE-INTERNSHIP CERTIFICATES | | | |
| | | | | Pre-Intern Certificate / Ed. Specialist | 3 | | |
| | | | | | | Mild/Moderate Disabilities | 2 |
| | | | | | | Moderate/Severe Disabilities | 1 |
| | | | | Pre-Intern Certificate / Single Subject | 4 | | |
| | | | | | | Art | 1 |
| | | | | | | English | 1 |
| | | | | | | Mathematics | 1 |
| | | | | | | Science: Chemistry | 1 |
| | | 53 | 1.67% | EMERGENCY PERMITS | | | |
| | | | | Education Specialist Instruction Permit | 31 | | |
| | | | | | | Mild/Moderate Disabilities | 29 |
| | | | | | | Moderate/Severe Disabilities | 2 |
| | | | | Multiple Subject Teaching Permit | 4 | | |
| | | | | | | General Subjects | 3 |

| County Name | Agency Name | Agency Total | % Agency | Credential Title | Cred Total | Subject | Subj Total |
|-------------|---|--------------|----------|---|------------|----------------------------------|------------|
| | | | | | | General Subjects (Examination) | 1 |
| | | | | Single Subject Teaching Permit | 18 | | |
| | | | | | | English | 1 |
| | | | | | | Foreign Language: Japanese | 1 |
| | | | | | | Foreign Language: Spanish | 1 |
| | | | | | | Foreign Language: Spanish (Exam) | 1 |
| | | | | | | Foundational-Level Math (Exam) | 1 |
| | | | | | | Health Science (Examination) | 1 |
| | | | | | | Mathematics | 4 |
| | | | | | | Physical Education | 3 |
| | | | | | | Physical Education (Examination) | 2 |
| | | | | | | Science: Biological Sciences | 1 |
| | | | | | | Science: Biological Sci (Exam) | 1 |
| | | | | | | Science: Chemistry | 2 |
| | | | | | | Science: Geosciences | 1 |
| | | | | | | Social Science | 1 |
| | | 4 | 0.13% | CREDENTIAL WAIVERS | | | |
| | | | | Education Specialist Instruction Credential | 2 | | |
| | | | | | | Mild/Moderate Disabilities | 2 |
| | | | | Multiple Subject Teaching Credential | 1 | | |
| | | | | | | General Subjects | 1 |
| | | | | Single Subject Teaching Credential | 1 | | |
| | | | | | | Mathematics | 1 |
| | | | | | | Science: Physics | 1 |
| | | 3037 | 95.74% | Fully Credentialed Teachers | | | |
| | SAN FRANCISCO UNIFIED SCHOOL DISTRICT Total | 3172 | | | | | |
| SAN JOAQUIN | ESCALON UNIFIED SCHOOL DISTRICT | 3 | 2.04% | DISTRICT INTERNSHIP CERTIFICATES | | | |
| | | | | District Intern Credential / Ed. Specialist | 1 | | |
| | | | | | | Mild/Moderate Disabilities | 1 |
| | | | | District Intern Credential / Single Subject | 2 | | |
| | | | | | | English (Examination) | 1 |
| | | | | | | Foundational-Level Math (Exam) | 1 |
| | | 3 | 2.04% | EMERGENCY PERMITS | | | |
| | | | | Single Subject Teaching Permit | 3 | | |
| | | | | | | Foreign Language: Spanish | 1 |
| | | | | | | Foreign Language: Spanish (Exam) | 1 |
| | | | | | | Science: Geosciences | 1 |
| | | 141 | 95.92% | Fully Credentialed Teachers | | | |
| | ESCALON UNIFIED SCHOOL DISTRICT Total | 147 | | | | | |
| SAN JOAQUIN | JEFFERSON ELEMENTARY SCHOOL DISTRICT | 2 | 1.87% | UNIVERSITY INTERNSHIP CREDENTIALS | | | |
| | | | | Multiple Subject Teaching Credential | 2 | | |
| | | | | | | General Subjects | 2 |
| | | 5 | 4.67% | EMERGENCY PERMITS | | | |
| | | | | Education Specialist Instruction Permit | 1 | | |
| | | | | | | Mild/Moderate Disabilities | 1 |
| | | | | Multiple Subject Teaching Permit | 3 | | |
| | | | | | | General Subjects | 2 |
| | | | | | | General Subjects (Examination) | 1 |
| | | | | Single Subject Teaching Permit | 1 | | |
| | | | | | | Physical Education | 1 |
| | | 100 | 93.46% | Fully Credentialed Teachers | | | |
| | JEFFERSON ELEMENTARY SCHOOL DISTRICT Total | 107 | | | | | |
| SAN JOAQUIN | LAMMERSVILLE ELEMENTARY SCHOOL DISTRICT | 2 | 6.25% | UNIVERSITY INTERNSHIP CREDENTIALS | | | |
| | | | | Multiple Subject Teaching Credential | 2 | | |
| | | | | | | General Subjects (Examination) | 2 |
| | | 1 | 3.13% | DISTRICT INTERNSHIP CERTIFICATES | | | |
| | | | | District Intern Credential / Single Subject | 1 | | |
| | | | | | | Physical Education (Examination) | 1 |
| | | 29 | 90.63% | Fully Credentialed Teachers | | | |
| | LAMMERSVILLE ELEMENTARY SCHOOL DISTRICT Total | 32 | | | | | |
| SAN JOAQUIN | LINCOLN UNIFIED | 4 | 0.91% | UNIVERSITY INTERNSHIP CREDENTIALS | | | |
| | | | | Education Specialist Instruction Credential | 2 | | |
| | | | | | | Mild/Moderate Disabilities | 2 |
| | | | | Single Subject Teaching Credential | 2 | | |

| County Name | Agency Name | Agency Total | % Agency | Credential Title | Cred Total | Subject | Subj Total |
|-------------|--------------------------------------|--------------|----------|---|------------|-------------------------------------|------------|
| | | | | | | English (Examination) | 1 |
| | | | | | | Mathematics | 1 |
| | | 11 | 2.51% | DISTRICT INTERNSHIP CERTIFICATES | | | |
| | | | | District Intern Credential / Ed. Specialist | 4 | | |
| | | | | | | Mild/Moderate Disabilities | 4 |
| | | | | District Intern Credential / Multiple Subject | 1 | | |
| | | | | | | General Subjects (Examination) | 1 |
| | | | | District Intern Credential / Single Subject | 6 | | |
| | | | | | | English | 1 |
| | | | | | | English (Examination) | 1 |
| | | | | | | English (Examination) | 1 |
| | | | | | | Foreign Language: Japanese | 1 |
| | | | | | | Foundational-Level Math (Exam) | 1 |
| | | | | | | Science: Geosciences (Examination) | 1 |
| | | 1 | 0.23% | SPECIAL TEMPORARY CERTIFICATE | | | |
| | | | | Special Temporary Cert / Multiple Subject | 1 | | |
| | | | | | | General Subjects (Examination) | 1 |
| | | 15 | 3.42% | EMERGENCY PERMITS | | | |
| | | | | Education Specialist Instruction Permit | 1 | | |
| | | | | | | Mild/Moderate Disabilities | 1 |
| | | | | Multiple Subject Teaching Permit | 7 | | |
| | | | | | | General Subjects | 4 |
| | | | | | | General Subjects (Examination) | 3 |
| | | | | Single Subject Teaching Permit | 7 | | |
| | | | | | | Agriculture | 1 |
| | | | | | | Art | 1 |
| | | | | | | English | 1 |
| | | | | | | Mathematics | 2 |
| | | | | | | Music | 1 |
| | | | | | | Science: Geosciences (Examination) | 1 |
| | | 1 | 0.23% | CREDENTIAL WAIVERS | | | |
| | | | | Education Specialist Instruction Credential | 1 | | |
| | | | | | | Mild/Moderate Disabilities | 1 |
| | | 406 | 92.69% | Fully Credentialed Teachers | | | |
| | LINCOLN UNIFIED Total | 438 | | | | | |
| SAN JOAQUIN | LINDEN UNIFIED SCHOOL DISTRICT | 1 | 0.79% | UNIVERSITY INTERNSHIP CREDENTIALS | | | |
| | | | | Multiple Subject Teaching Credential | 1 | | |
| | | | | | | General Subjects | 1 |
| | | 1 | 0.79% | DISTRICT INTERNSHIP CERTIFICATES | | | |
| | | | | District Intern Credential / Single Subject | 1 | | |
| | | | | | | English (Examination) | 1 |
| | | 1 | 0.79% | EMERGENCY PERMITS | | | |
| | | | | Single Subject Teaching Permit | 1 | | |
| | | | | | | English | 1 |
| | | 2 | 1.59% | CREDENTIAL WAIVERS | | | |
| | | | | Education Specialist Instruction Credential | 2 | | |
| | | | | | | Mild/Moderate Disabilities | 2 |
| | | 121 | 96.03% | Fully Credentialed Teachers | | | |
| | LINDEN UNIFIED SCHOOL DISTRICT Total | 126 | | | | | |
| SAN JOAQUIN | LODI UNIFIED SCHOOL DISTRICT | 9 | 0.66% | UNIVERSITY INTERNSHIP CREDENTIALS | | | |
| | | | | Education Specialist Instruction Credential | 1 | | |
| | | | | | | Moderate/Severe Disabilities | 1 |
| | | | | Multiple Subject Teaching Credential | 1 | | |
| | | | | | | General Subjects (Examination) | 1 |
| | | | | Single Subject Teaching Credential | 7 | | |
| | | | | | | Biological Sci (Specialized) (Exam) | 1 |
| | | | | | | English | 1 |
| | | | | | | English (Examination) | 1 |
| | | | | | | Foundational-Level Math (Exam) | 1 |
| | | | | | | Music | 1 |
| | | | | | | Science: Chemistry | 1 |
| | | | | | | Social Science (Examination) | 1 |
| | | 22 | 1.62% | DISTRICT INTERNSHIP CERTIFICATES | | | |
| | | | | District Intern Credential / Ed. Specialist | 10 | | |

| County Name | Agency Name | Agency Total | % Agency | Credential Title | Cred Total | Subject | Subj Total |
|-------------|------------------------------------|--------------|----------|---|------------|----------------------------------|------------|
| | | | | | | Mild/Moderate Disabilities | 9 |
| | | | | | | Moderate/Severe Disabilities | 1 |
| | | | | District Intern Credential / Multiple Subject | 1 | | |
| | | | | | | General Subjects (Examination) | 1 |
| | | | | District Intern Credential / Single Subject | 11 | | |
| | | | | | | English | 4 |
| | | | | | | Foreign Language: Japanese | 1 |
| | | | | | | Foundational-Level Math (Exam) | 1 |
| | | | | | | Life Science | 1 |
| | | | | | | Science: Biological Sci (Exam) | 2 |
| | | | | | | Science: Chemistry (Examination) | 1 |
| | | | | | | Social Science (Examination) | 1 |
| | | 28 | 2.07% | EMERGENCY PERMITS | | | |
| | | | | Education Specialist Instruction Permit | 17 | | |
| | | | | | | Deaf and Hard-of-Hearing | 1 |
| | | | | | | Mild/Moderate Disabilities | 13 |
| | | | | | | Moderate/Severe Disabilities | 2 |
| | | | | | | Physical and Health Impairments | 1 |
| | | | | Multiple Subject Teaching Permit | 5 | | |
| | | | | | | General Subjects | 5 |
| | | | | Single Subject Teaching Permit | 6 | | |
| | | | | | | English | 1 |
| | | | | | | Foundational-Level Math (Exam) | 1 |
| | | | | | | Music | 1 |
| | | | | | | Physical Education (Examination) | 1 |
| | | | | | | Science: Biological Sciences | 1 |
| | | | | | | Science: Chemistry | 1 |
| | | 1296 | 95.65% | Fully Credentialed Teachers | | | |
| | LODI UNIFIED SCHOOL DISTRICT Total | 1355 | | | | | |
| SAN JOAQUIN | MANTECA UNIFIED SCHOOL DISTRICT | 9 | 0.87% | UNIVERSITY INTERNSHIP CREDENTIALS | | | |
| | | | | Education Specialist Instruction Credential | 4 | | |
| | | | | | | Mild/Moderate Disabilities | 4 |
| | | | | Single Subject Teaching Credential | 5 | | |
| | | | | | | English (Examination) | 2 |
| | | | | | | Foundational-Level Math (Exam) | 2 |
| | | | | | | Science: Biological Sci (Exam) | 1 |
| | | | | | | Science: Chemistry (Examination) | 1 |
| | | 10 | 0.97% | DISTRICT INTERNSHIP CERTIFICATES | | | |
| | | | | District Intern Credential / Ed. Specialist | 3 | | |
| | | | | | | Mild/Moderate Disabilities | 2 |
| | | | | | | Moderate/Severe Disabilities | 1 |
| | | | | District Intern Credential / Multiple Subject | 1 | | |
| | | | | | | General Subjects (Examination) | 1 |
| | | | | District Intern Credential / Single Subject | 6 | | |
| | | | | | | English | 1 |
| | | | | | | English | 1 |
| | | | | | | Foreign Language: Spanish (Exam) | 1 |
| | | | | | | Mathematics | 1 |
| | | | | | | Mathematics | 1 |
| | | | | | | Mathematics (Examination) | 1 |
| | | 1 | 0.10% | SPECIAL TEMPORARY CERTIFICATE | | | |
| | | | | Special Temporary Cert / Ed. Specialist | 1 | | |
| | | | | | | Moderate/Severe Disabilities | 1 |
| | | 8 | 0.78% | EMERGENCY PERMITS | | | |
| | | | | Education Specialist Instruction Permit | 2 | | |
| | | | | | | Mild/Moderate Disabilities | 1 |
| | | | | | | Moderate/Severe Disabilities | 1 |
| | | | | Multiple Subject Teaching Permit | 1 | | |
| | | | | | | General Subjects | 1 |
| | | | | Single Subject Teaching Permit | 5 | | |
| | | | | | | English | 1 |
| | | | | | | Foreign Language: Spanish | 1 |
| | | | | | | Foundational-Level Mathematics | 1 |
| | | | | | | Science: Biological Sciences | 1 |

| County Name | Agency Name | Agency Total | % Agency | Credential Title | Cred Total | Subject | Subj Total |
|-------------|--|--------------|----------|---|------------|------------------------------------|------------|
| | | | | | | Social Science | 1 |
| | | 2 | 0.19% | CREDENTIAL WAIVERS | | | |
| | | | | Education Specialist Instruction Credential | 2 | | |
| | | | | | | Mild/Moderate Disabilities | 2 |
| | MANTECA UNIFIED SCHOOL DISTRICT Total | 999 | 97.08% | Fully Credentialed Teachers | | | |
| | 1029 | | | | | | |
| SAN JOAQUIN | NEW HOPE ELEMENTARY | 1 | 7.14% | EMERGENCY PERMITS | | | |
| | | | | Multiple Subject Teaching Permit | 1 | | |
| | | | | | | General Subjects (Examination) | 1 |
| | | 13 | 92.86% | Fully Credentialed Teachers | | | |
| | NEW HOPE ELEMENTARY Total | 14 | | | | | |
| SAN JOAQUIN | NEW JERUSALEM ELEMENTARY SCHOOL DISTRICT | 3 | 11.54% | UNIVERSITY INTERNSHIP CREDENTIALS | | | |
| | | | | Multiple Subject Teaching Credential | 2 | | |
| | | | | | | General Subjects (Examination) | 2 |
| | | | | Single Subject Teaching Credential | 1 | | |
| | | | | | | English | 1 |
| | | 1 | 3.85% | SPECIAL TEMPORARY CERTIFICATE | | | |
| | | | | Special Temporary Cert / Ed. Specialist | 1 | | |
| | | | | | | Mild/Moderate Disabilities | 1 |
| | | 1 | 3.85% | PRE-INTERNSHIP CERTIFICATES | | | |
| | | | | Pre-Intern Certificate / Multiple Subject | 1 | | |
| | | | | | | General Subjects | 1 |
| | | 21 | 80.77% | Fully Credentialed Teachers | | | |
| | NEW JERUSALEM ELEMENTARY SCHOOL DISTRICT Total | 26 | | | | | |
| SAN JOAQUIN | RIPON UNIFIED SCHOOL DISTRICT | 1 | 0.72% | EMERGENCY PERMITS | | | |
| | | | | Single Subject Teaching Permit | 1 | | |
| | | | | | | Foreign Language: Spanish | 1 |
| | | 138 | 99.28% | Fully Credentialed Teachers | | | |
| | RIPON UNIFIED SCHOOL DISTRICT Total | 139 | | | | | |
| SAN JOAQUIN | SAN JOAQUIN COUNTY OFFICE OF EDUCATION | 2 | | UNIVERSITY INTERNSHIP CREDENTIALS | | | |
| | | | | Multiple Subject Teaching Credential | 1 | | |
| | | | | | | General Subjects (Examination) | 1 |
| | | | | | | General Subjects (Examination) | 1 |
| | | | | Single Subject Teaching Credential | 1 | | |
| | | | | | | Social Science | 1 |
| | | 15 | | DISTRICT INTERNSHIP CERTIFICATES | | | |
| | | | | District Intern Credential / Ed. Specialist | 3 | | |
| | | | | | | Mild/Moderate Disabilities | 1 |
| | | | | | | Moderate/Severe Disabilities | 2 |
| | | | | District Intern Credential / Multiple Subject | 1 | | |
| | | | | | | General Subjects | 1 |
| | | | | | | General Subjects (Examination) | 2 |
| | | | | | | General Subjects (Examination) | 1 |
| | | | | | | General Subjects (Examination) | 1 |
| | | | | District Intern Credential / Multiple Subject | 4 | | |
| | | | | | | General Subjects | 1 |
| | | | | | | General Subjects (Examination) | 2 |
| | | | | | | General Subjects (Examination) | 1 |
| | | | | | | General Subjects (Examination) | 1 |
| | | | | District Intern Credential / Single Subject | 7 | | |
| | | | | | | English (Examination) | 1 |
| | | | | | | Foundational-Level Math (Exam) | 1 |
| | | | | | | Mathematics (Examination) | 1 |
| | | | | | | Science: Biological Sci (Exam) | 1 |
| | | | | | | Science: Chemistry (Examination) | 1 |
| | | | | | | Science: Geosciences (Examination) | 1 |
| | | | | | | Social Science (Examination) | 1 |
| | | 1 | | SPECIAL TEMPORARY CERTIFICATE | | | |
| | | | | Special Temporary Cert / Multiple Subject | 1 | | |
| | | | | | | General Subjects (Examination) | 1 |
| | | 53 | | EMERGENCY PERMITS | | | |
| | | | | Education Specialist Instruction Permit | 17 | | |
| | | | | | | Early Childhood Special Education | 3 |
| | | | | | | Mild/Moderate Disabilities | 6 |

| County Name | Agency Name | Agency Total | % Agency | Credential Title | Cred Total | Subject | Subj Total |
|-------------|--|--------------|----------|---|------------|-------------------------------------|------------|
| | | | | | | Moderate/Severe Disabilities | 8 |
| | | | | Multiple Subject Teaching Permit | 1 | | |
| | | | | | | General Subjects | 15 |
| | | | | | | General Subjects (Examination) | 5 |
| | | | | | | General Subjects (Examination) | 1 |
| | | | | Multiple Subject Teaching Permit | 20 | | |
| | | | | | | General Subjects | 15 |
| | | | | | | General Subjects (Examination) | 5 |
| | | | | | | General Subjects (Examination) | 1 |
| | | | | Single Subject Teaching Permit | 1 | | |
| | | | | | | Art | 1 |
| | | | | | | English | 3 |
| | | | | | | Mathematics | 1 |
| | | | | | | Music | 1 |
| | | | | | | Physical Education | 2 |
| | | | | | | Science: Biological Sciences | 1 |
| | | | | | | Science: Chemistry | 1 |
| | | | | | | Social Science | 5 |
| | | | | Single Subject Teaching Permit | 14 | | |
| | | | | | | Art | 1 |
| | | | | | | English | 3 |
| | | | | | | Mathematics | 1 |
| | | | | | | Music | 1 |
| | | | | | | Physical Education | 2 |
| | | | | | | Science: Biological Sciences | 1 |
| | | | | | | Science: Chemistry | 1 |
| | | | | | | Social Science | 5 |
| | | 2 | | CREDENTIAL WAIVERS | | | |
| | | | | Education Specialist Instruction Credential | 2 | | |
| | | | | | | Deaf and Hard-of-Hearing | 1 |
| | | | | | | Moderate/Severe Disabilities | 1 |
| | | 92 | 55.76% | Fully Credentialed Teachers | | | |
| | SAN JOAQUIN COUNTY OFFICE OF EDUCATION Total | 165 | | | | | |
| SAN JOAQUIN | STOCKTON UNIFIED SCHOOL DISTRICT | 21 | 1.07% | UNIVERSITY INTERNSHIP CREDENTIALS | | | |
| | | | | Education Specialist Instruction Credential | 4 | | |
| | | | | | | Mild/Moderate Disabilities | 3 |
| | | | | | | Moderate/Severe Disabilities | 1 |
| | | | | Multiple Subject Teaching Credential | 13 | | |
| | | | | | | General Subjects | 1 |
| | | | | | | General Subjects (Examination) | 12 |
| | | | | Single Subject Teaching Credential | 4 | | |
| | | | | | | Foundational-Level Math (Exam) | 1 |
| | | | | | | Mathematics | 1 |
| | | | | | | Music | 1 |
| | | | | | | Social Science (Examination) | 1 |
| | | 47 | 2.39% | DISTRICT INTERNSHIP CERTIFICATES | | | |
| | | | | District Intern Credential / Ed. Specialist | 12 | | |
| | | | | | | Mild/Moderate Disabilities | 10 |
| | | | | | | Moderate/Severe Disabilities | 2 |
| | | | | District Intern Credential / Multiple Subject | 12 | | |
| | | | | | | General Subjects (Examination) | 2 |
| | | | | | | General Subjects (Examination) | 10 |
| | | | | District Intern Credential / Single Subject | 23 | | |
| | | | | | | Art | 1 |
| | | | | | | Art (Examination) | 1 |
| | | | | | | Biological Sci (Specialized) (Exam) | 1 |
| | | | | | | English | 2 |
| | | | | | | English (Examination) | 4 |
| | | | | | | English (Examination) | 3 |
| | | | | | | Foundational-Level Math (Exam) | 1 |
| | | | | | | Mathematics | 2 |
| | | | | | | Mathematics (Examination) | 1 |
| | | | | | | Mathematics (Examination) | 1 |
| | | | | | | Music | 1 |

| County Name | Agency Name | Agency Total | % Agency | Credential Title | Cred Total | Subject | Subj Total |
|-------------|--|--------------|----------|---|------------|------------------------------------|------------|
| | | | | | | Physical Education (Examination) | 1 |
| | | | | | | Science: Biological Sci (Exam) | 1 |
| | | | | | | Social Science (Examination) | 1 |
| | | | | | | Social Science (Examination) | 3 |
| | | 9 | 0.46% | SPECIAL TEMPORARY CERTIFICATE | | | |
| | | | | Special Temporary Cert / Ed. Specialist | 2 | | |
| | | | | | | Mild/Moderate Disabilities | 1 |
| | | | | | | Moderate/Severe Disabilities | 1 |
| | | | | Special Temporary Cert / Multiple Subject | 4 | | |
| | | | | | | General Subjects (Examination) | 4 |
| | | | | Special Temporary Cert / Single Subject | 3 | | |
| | | | | | | English (Examination) | 1 |
| | | | | | | Foundational-Level Math (Exam) | 1 |
| | | | | | | Science: Biological Sciences | 1 |
| | | 47 | 2.39% | EMERGENCY PERMITS | | | |
| | | | | Education Specialist Instruction Permit | 8 | | |
| | | | | | | Mild/Moderate Disabilities | 3 |
| | | | | | | Moderate/Severe Disabilities | 4 |
| | | | | | | Visual Impairments | 1 |
| | | | | Multiple Subject Teaching Permit | 13 | | |
| | | | | | | General Subjects | 10 |
| | | | | | | General Subjects (Examination) | 3 |
| | | | | Single Subject Teaching Permit | 26 | | |
| | | | | | | Art | 2 |
| | | | | | | Business | 1 |
| | | | | | | English | 7 |
| | | | | | | English (Examination) | 1 |
| | | | | | | Mathematics | 10 |
| | | | | | | Science: Biological Sciences | 2 |
| | | | | | | Social Science | 2 |
| | | | | | | Social Science (Examination) | 1 |
| | | 2 | 0.10% | CREDENTIAL WAIVERS | | | |
| | | | | Education Specialist Instruction Credential | 2 | | |
| | | | | | | Mild/Moderate Disabilities | 1 |
| | | | | | | Physical and Health Impairments | 1 |
| | STOCKTON UNIFIED SCHOOL DISTRICT Total | 1837 | 93.58% | Fully Credentialed Teachers | | | |
| | 1963 | | | | | | |
| SAN JOAQUIN | TRACY JOINT UNIFIED SCHOOL DISTRICT | 10 | 1.29% | UNIVERSITY INTERNSHIP CREDENTIALS | | | |
| | | | | Education Specialist Instruction Credential | 2 | | |
| | | | | | | Mild/Moderate Disabilities | 1 |
| | | | | | | Moderate/Severe Disabilities | 1 |
| | | | | Multiple Subject Teaching Credential | 3 | | |
| | | | | | | General Subjects (Examination) | 3 |
| | | | | Single Subject Teaching Credential | 5 | | |
| | | | | | | Foreign Language: Spanish | 1 |
| | | | | | | Science: Biological Sci (Exam) | 1 |
| | | | | | | Science: Chemistry (Examination) | 2 |
| | | | | | | Science: Geosciences (Examination) | 1 |
| | | | | | | Social Science | 1 |
| | | | | | | Social Science (Examination) | 1 |
| | | 5 | 0.64% | DISTRICT INTERNSHIP CERTIFICATES | | | |
| | | | | District Intern Credential / Multiple Subject | 1 | | |
| | | | | | | General Subjects | 1 |
| | | | | District Intern Credential / Single Subject | 4 | | |
| | | | | | | English (Examination) | 2 |
| | | | | | | Science: Biological Sciences | 1 |
| | | | | | | Science: Physics | 1 |
| | | 4 | 0.51% | SPECIAL TEMPORARY CERTIFICATE | | | |
| | | | | Special Temporary Cert / Ed. Specialist | 1 | | |
| | | | | | | Mild/Moderate Disabilities | 1 |
| | | | | Special Temporary Cert / Multiple Subject | 1 | | |
| | | | | | | General Subjects (Examination) | 1 |
| | | | | Special Temporary Cert / Single Subject | 2 | | |
| | | | | | | English | 1 |

| County Name | Agency Name | Agency Total | % Agency | Credential Title | Cred Total | Subject | Subj Total |
|-----------------|--|--------------|----------|---|------------|-----------------------------------|------------|
| | | | | | | Foundational-Level Math (Exam) | 1 |
| | | 19 | 2.45% | EMERGENCY PERMITS | | | |
| | | | | Education Specialist Instruction Permit | 4 | | |
| | | | | Multiple Subject Teaching Permit | 5 | Mild/Moderate Disabilities | 4 |
| | | | | | | General Subjects | 3 |
| | | | | Single Subject Teaching Permit | 10 | General Subjects (Examination) | 2 |
| | | | | | | Art | 1 |
| | | | | | | English | 1 |
| | | | | | | Mathematics | 5 |
| | | | | | | Science: Biological Sciences | 2 |
| | | | | | | Science: Geosciences | 2 |
| | | | | | | Science: Physics | 2 |
| | | 739 | 95.11% | Fully Credentialed Teachers | | | |
| | TRACY JOINT UNIFIED SCHOOL DISTRICT Total | 777 | | | | | |
| SAN LUIS OBISPO | ATASCADERO UNIFIED SCHOOL DISTRICT | 1 | 0.31% | SPECIAL TEMPORARY CERTIFICATE | | | |
| | | | | Special Temporary Cert / Single Subject | 1 | | |
| | | | | | | Music (Examination) | 1 |
| | | 322 | 99.69% | Fully Credentialed Teachers | | | |
| | ATASCADERO UNIFIED SCHOOL DISTRICT Total | 323 | | | | | |
| SAN LUIS OBISPO | LUCIA MAR UNIFIED | 1 | 0.19% | UNIVERSITY INTERNSHIP CREDENTIALS | | | |
| | | | | Multiple Subject Teaching Credential | 1 | | |
| | | | | | | General Subjects (Examination) | 1 |
| | | 520 | 99.81% | Fully Credentialed Teachers | | | |
| | LUCIA MAR UNIFIED Total | 521 | | | | | |
| SAN LUIS OBISPO | PASO ROBLES JOINT UNIFIED SCHOOL DISTRICT | 1 | 0.29% | SPECIAL TEMPORARY CERTIFICATE | | | |
| | | | | Special Temporary Cert / Single Subject | 1 | | |
| | | | | | | Mathematics | 1 |
| | | 340 | 99.71% | Fully Credentialed Teachers | | | |
| | PASO ROBLES JOINT UNIFIED SCHOOL DISTRICT Total | 341 | | | | | |
| SAN LUIS OBISPO | SAN LUIS COASTAL UNIFIED SCHOOL DISTRICT | 1 | 0.27% | UNIVERSITY INTERNSHIP CREDENTIALS | | | |
| | | | | Multiple Subject Teaching Credential | 1 | | |
| | | | | | | General Subjects (Examination) | 1 |
| | | 2 | 0.54% | EMERGENCY PERMITS | | | |
| | | | | Education Specialist Instruction Permit | 1 | | |
| | | | | | | Mild/Moderate Disabilities | 1 |
| | | | | Single Subject Teaching Permit | 1 | | |
| | | | | | | Foreign Language: French | 1 |
| | | 365 | 99.18% | Fully Credentialed Teachers | | | |
| | SAN LUIS COASTAL UNIFIED SCHOOL DISTRICT Total | 368 | | | | | |
| SAN LUIS OBISPO | SAN LUIS OBISPO COUNTY OFFICE OF EDUCATION | 1 | | SPECIAL TEMPORARY CERTIFICATE | | | |
| | | | | Special Temporary Cert / Ed. Specialist | 1 | | |
| | | | | | | Mild/Moderate Disabilities | 1 |
| | | 1 | | PRE-INTERNSHIP CERTIFICATES | | | |
| | | | | Pre-Intern Certificate / Ed. Specialist | 1 | | |
| | | | | | | Moderate/Severe Disabilities | 1 |
| | | 3 | | EMERGENCY PERMITS | | | |
| | | | | Education Specialist Instruction Permit | 3 | | |
| | | | | | | Early Childhood Special Education | 2 |
| | | | | | | Mild/Moderate Disabilities | 1 |
| | SAN LUIS OBISPO COUNTY OFFICE OF EDUCATION Total | 5 | | | | | |
| SAN MATEO | BELMONT-REDWOOD SHORES SCHOOL DISTRICT | 2 | 1.60% | UNIVERSITY INTERNSHIP CREDENTIALS | | | |
| | | | | Education Specialist Instruction Credential | 1 | | |
| | | | | | | Mild/Moderate Disabilities | 1 |
| | | | | Single Subject Teaching Credential | 1 | | |
| | | | | | | Music (Examination) | 1 |
| | | 2 | 1.60% | EMERGENCY PERMITS | | | |
| | | | | Education Specialist Instruction Permit | 1 | | |
| | | | | | | Mild/Moderate Disabilities | 1 |
| | | | | Multiple Subject Teaching Permit | 1 | | |
| | | | | | | General Subjects (Examination) | 1 |
| | | 121 | 96.80% | Fully Credentialed Teachers | | | |
| | BELMONT-REDWOOD SHORES SCHOOL DISTRICT Total | 125 | | | | | |

| County Name | Agency Name | Agency Total | % Agency | Credential Title | Cred Total | Subject | Subj Total |
|-------------|--|--------------|----------|---|------------|-----------------------------------|------------|
| SAN MATEO | BURLINGAME ELEMENTARY | 1 | 0.75% | SPECIAL TEMPORARY CERTIFICATE | | | |
| | | | | Special Temporary Cert / Multiple Subject | 1 | | |
| | | 2 | 1.50% | EMERGENCY PERMITS | | General Subjects (Examination) | 1 |
| | | | | Single Subject Teaching Permit | 2 | | |
| | | | | | | Music | 2 |
| | | 130 | 97.74% | Fully Credentialed Teachers | | | |
| | BURLINGAME ELEMENTARY Total | 133 | | | | | |
| SAN MATEO | CABRILLO UNIFIED SCHOOL DISTRICT | 2 | 1.23% | UNIVERSITY INTERNSHIP CREDENTIALS | | | |
| | | | | Education Specialist Instruction Credential | 2 | | |
| | | | | | | Mild/Moderate Disabilities | 1 |
| | | | | | | Moderate/Severe Disabilities | 1 |
| | | 1 | 0.61% | EMERGENCY PERMITS | | | |
| | | | | Single Subject Teaching Permit | 1 | | |
| | | | | | | Foreign Language: Spanish | 1 |
| | | 1 | 0.61% | CREDENTIAL WAIVERS | | | |
| | | | | Education Specialist Instruction Credential | 1 | | |
| | | | | | | Early Childhood Special Education | 1 |
| | | 159 | 97.55% | Fully Credentialed Teachers | | | |
| | CABRILLO UNIFIED SCHOOL DISTRICT Total | 163 | | | | | |
| SAN MATEO | HILLSBOROUGH CITY SCHOOL DISTRICT | 1 | 1.16% | UNIVERSITY INTERNSHIP CREDENTIALS | | | |
| | | | | Multiple Subject Teaching Credential | 1 | | |
| | | | | | | General Subjects (Examination) | 1 |
| | | 1 | 1.16% | EMERGENCY PERMITS | | | |
| | | | | Education Specialist Instruction Permit | 1 | | |
| | | | | | | Mild/Moderate Disabilities | 1 |
| | | 84 | 97.67% | Fully Credentialed Teachers | | | |
| | HILLSBOROUGH CITY SCHOOL DISTRICT Total | 86 | | | | | |
| SAN MATEO | JEFFERSON ELEMENTARY | 2 | 0.69% | EMERGENCY PERMITS | | | |
| | | | | Education Specialist Instruction Permit | 2 | | |
| | | | | | | Mild/Moderate Disabilities | 2 |
| | | 286 | 99.31% | Fully Credentialed Teachers | | | |
| | JEFFERSON ELEMENTARY Total | 288 | | | | | |
| SAN MATEO | JEFFERSON UNION HIGH SCHOOL DISTRICT | 5 | 2.10% | UNIVERSITY INTERNSHIP CREDENTIALS | | | |
| | | | | Education Specialist Instruction Credential | 4 | | |
| | | | | | | Mild/Moderate Disabilities | 4 |
| | | | | Single Subject Teaching Credential | 1 | | |
| | | | | | | Science: Biological Sci (Exam) | 1 |
| | | 1 | 0.42% | DISTRICT INTERNSHIP CERTIFICATES | | | |
| | | | | District Intern Credential / Single Subject | 1 | | |
| | | | | | | Science: Biological Sci (Exam) | 1 |
| | | 4 | 1.68% | EMERGENCY PERMITS | | | |
| | | | | Education Specialist Instruction Permit | 1 | | |
| | | | | | | Mild/Moderate Disabilities | 1 |
| | | | | Single Subject Teaching Permit | 3 | | |
| | | | | | | Mathematics | 1 |
| | | | | | | Mathematics (Examination) | 1 |
| | | | | | | Music (Examination) | 1 |
| | | 228 | 95.80% | Fully Credentialed Teachers | | | |
| | JEFFERSON UNION HIGH SCHOOL DISTRICT Total | 238 | | | | | |
| SAN MATEO | LAS LOMITAS ELEMENTARY SCHOOL DISTRICT | 1 | 1.52% | SPECIAL TEMPORARY CERTIFICATE | | | |
| | | | | Special Temporary Cert / Multiple Subject | 1 | | |
| | | | | | | General Subjects (Examination) | 1 |
| | | 65 | 98.48% | Fully Credentialed Teachers | | | |
| | LAS LOMITAS ELEMENTARY SCHOOL DISTRICT Total | 66 | | | | | |
| SAN MATEO | MENLO PARK CITY ELEMENTARY SCHOOL DISTRICT | 1 | 0.81% | UNIVERSITY INTERNSHIP CREDENTIALS | | | |
| | | | | Multiple Subject Teaching Credential | 1 | | |
| | | | | | | General Subjects (Examination) | 1 |
| | | 1 | 0.81% | EMERGENCY PERMITS | | | |
| | | | | Multiple Subject Teaching Permit | 1 | | |
| | | | | | | General Subjects (Examination) | 1 |
| | | 122 | 98.39% | Fully Credentialed Teachers | | | |
| | MENLO PARK CITY ELEMENTARY SCHOOL DISTRICT Total | 124 | | | | | |
| SAN MATEO | MILLBRAE ELEMENTARY SCHOOL DISTRICT | 1 | 1.00% | UNIVERSITY INTERNSHIP CREDENTIALS | | | |

| County Name | Agency Name | Agency Total | % Agency | Credential Title | Cred Total | Subject | Subj Total |
|-------------|--|--------------|----------|--|------------|----------------------------------|------------|
| | | | | Multiple Subject Teaching Credential | 1 | | |
| | | | | | | General Subjects | 1 |
| | | 1 | 1.00% | SPECIAL TEMPORARY CERTIFICATE Special Temporary Cert / Multiple Subject | 1 | | |
| | | | | | | General Subjects (Examination) | 1 |
| | | 1 | 1.00% | EMERGENCY PERMITS Multiple Subject Teaching Permit | 1 | | |
| | | | | | | General Subjects | 1 |
| | | 97 | 97.00% | Fully Credentialed Teachers | | | |
| | MILLBRAE ELEMENTARY SCHOOL DISTRICT Total | 100 | | | | | |
| SAN MATEO | PACIFICA SCHOOL DISTRICT | 1 | 0.69% | UNIVERSITY INTERNSHIP CREDENTIALS Education Specialist Instruction Credential | 1 | | |
| | | | | | | Mild/Moderate Disabilities | 1 |
| | | 1 | 0.69% | EMERGENCY PERMITS Education Specialist Instruction Permit | 1 | | |
| | | | | | | Mild/Moderate Disabilities | 1 |
| | | 143 | 98.62% | Fully Credentialed Teachers | | | |
| | PACIFICA SCHOOL DISTRICT Total | 145 | | | | | |
| SAN MATEO | PORTOLA VALLEY ELEMENTARY | 2 | 4.08% | UNIVERSITY INTERNSHIP CREDENTIALS Multiple Subject Teaching Credential | 2 | | |
| | | | | | | General Subjects (Examination) | 2 |
| | | 47 | 95.92% | Fully Credentialed Teachers | | | |
| | PORTOLA VALLEY ELEMENTARY Total | 49 | | | | | |
| SAN MATEO | RAVENSWOOD CITY ELEMENTARY SCHOOL DISTRICT | 17 | 6.67% | UNIVERSITY INTERNSHIP CREDENTIALS Education Specialist Instruction Credential | 1 | | |
| | | | | | | Mild/Moderate Disabilities | 1 |
| | | | | Multiple Subject Teaching Credential | 16 | | |
| | | 5 | 1.96% | SPECIAL TEMPORARY CERTIFICATE Special Temporary Cert / Multiple Subject | 5 | | |
| | | | | | | General Subjects | 3 |
| | | | | | | General Subjects (Examination) | 2 |
| | | 7 | 2.75% | EMERGENCY PERMITS Education Specialist Instruction Permit | 6 | | |
| | | | | | | Mild/Moderate Disabilities | 6 |
| | | | | Multiple Subject Teaching Permit | 1 | | |
| | | | | | | General Subjects | 1 |
| | | 1 | 0.39% | CREDENTIAL WAIVERS Education Specialist Instruction Credential | 1 | | |
| | | | | | | Mild/Moderate Disabilities | 1 |
| | | 225 | 88.24% | Fully Credentialed Teachers | | | |
| | RAVENSWOOD CITY ELEMENTARY SCHOOL DISTRICT Total | 255 | | | | | |
| SAN MATEO | REDWOOD CITY ELEMENTARY SCHOOL DISTRICT | 16 | 3.21% | UNIVERSITY INTERNSHIP CREDENTIALS Education Specialist Instruction Credential | 3 | | |
| | | | | | | Mild/Moderate Disabilities | 3 |
| | | | | Multiple Subject Teaching Credential | 11 | | |
| | | | | | | General Subjects (Examination) | 11 |
| | | | | Single Subject Teaching Credential | 2 | | |
| | | | | | | Foundational-Level Math (Exam) | 1 |
| | | | | | | Physical Education (Examination) | 1 |
| | | 1 | 0.20% | DISTRICT INTERNSHIP CERTIFICATES District Intern Credential / Single Subject | 1 | | |
| | | | | | | Foreign Language: Spanish (Exam) | 1 |
| | | 3 | 0.60% | SPECIAL TEMPORARY CERTIFICATE Special Temporary Cert / Multiple Subject | 3 | | |
| | | | | | | General Subjects (Examination) | 3 |
| | | 5 | 1.00% | EMERGENCY PERMITS Education Specialist Instruction Permit | 1 | | |
| | | | | | | Deaf and Hard-of-Hearing | 1 |
| | | | | Multiple Subject Teaching Permit | 3 | | |
| | | | | | | General Subjects | 3 |
| | | | | Single Subject Teaching Permit | 1 | | |
| | | | | | | Physical Education | 1 |
| | | 473 | 94.98% | Fully Credentialed Teachers | | | |

| County Name | Agency Name | Agency Total | % Agency | Credential Title | Cred Total | Subject | Subj Total |
|-------------|---|--------------|----------|---|------------|-----------------------------------|------------|
| | REDWOOD CITY ELEMENTARY SCHOOL DISTRICT Total | 498 | | | | | |
| SAN MATEO | SAN BRUNO PARK SCHOOL DISTRICT | 1 | 0.85% | UNIVERSITY INTERNSHIP CREDENTIALS | | | |
| | | | | Multiple Subject Teaching Credential | 1 | | |
| | | 1 | 0.85% | SPECIAL TEMPORARY CERTIFICATE | | General Subjects (Examination) | 1 |
| | | | | Special Temporary Cert / Multiple Subject | 1 | | |
| | | | | | | General Subjects (Examination) | 1 |
| | | 4 | 3.39% | EMERGENCY PERMITS | | | |
| | | | | Multiple Subject Teaching Permit | 1 | | |
| | | | | | | General Subjects (Examination) | 1 |
| | | | | Single Subject Teaching Permit | 3 | | |
| | | | | | | Industrial and Technology Educ | 1 |
| | | | | | | Science: Biological Sciences | 1 |
| | | | | | | Social Science | 1 |
| | | 112 | 94.92% | Fully Credentialed Teachers | | | |
| | SAN BRUNO PARK SCHOOL DISTRICT Total | 118 | | | | | |
| SAN MATEO | SAN CARLOS ELEMENTARY SCHOOL DISTRICT | 1 | 0.72% | UNIVERSITY INTERNSHIP CREDENTIALS | | | |
| | | | | Single Subject Teaching Credential | 1 | | |
| | | | | | | Foreign Language: Spanish | 1 |
| | | 2 | 1.44% | SPECIAL TEMPORARY CERTIFICATE | | | |
| | | | | Special Temporary Cert / Multiple Subject | 2 | | |
| | | | | | | General Subjects (Examination) | 2 |
| | | 4 | 2.88% | EMERGENCY PERMITS | | | |
| | | | | Education Specialist Instruction Permit | 3 | | |
| | | | | | | Early Childhood Special Education | 1 |
| | | | | | | Mild/Moderate Disabilities | 2 |
| | | | | Single Subject Teaching Permit | 1 | | |
| | | | | | | Foreign Language: Spanish | 1 |
| | | 132 | 94.96% | Fully Credentialed Teachers | | | |
| | SAN CARLOS ELEMENTARY SCHOOL DISTRICT Total | 139 | | | | | |
| SAN MATEO | SAN MATEO COUNTY OFFICE OF EDUCATION | 6 | 3.82% | UNIVERSITY INTERNSHIP CREDENTIALS | | | |
| | | | | Education Specialist Instruction Credential | 3 | | |
| | | | | | | Mild/Moderate Disabilities | 1 |
| | | | | | | Moderate/Severe Disabilities | 2 |
| | | | | Multiple Subject Teaching Credential | 2 | | |
| | | | | | | General Subjects (Examination) | 2 |
| | | | | Single Subject Teaching Credential | 1 | | |
| | | | | | | Physical Education | 1 |
| | | 3 | 1.91% | SPECIAL TEMPORARY CERTIFICATE | | | |
| | | | | Special Temporary Cert / Ed. Specialist | 3 | | |
| | | | | | | Mild/Moderate Disabilities | 1 |
| | | | | | | Moderate/Severe Disabilities | 3 |
| | | 14 | 8.92% | EMERGENCY PERMITS | | | |
| | | | | Education Specialist Instruction Permit | 12 | | |
| | | | | | | Deaf and Hard-of-Hearing | 1 |
| | | | | | | Early Childhood Special Education | 4 |
| | | | | | | Mild/Moderate Disabilities | 1 |
| | | | | | | Moderate/Severe Disabilities | 6 |
| | | | | Multiple Subject Teaching Permit | 1 | | |
| | | | | | | General Subjects | 1 |
| | | | | Single Subject Teaching Permit | 1 | | |
| | | | | | | Mathematics | 1 |
| | | 5 | 3.18% | CREDENTIAL WAIVERS | | | |
| | | | | Education Specialist Instruction Credential | 5 | | |
| | | | | | | Mild/Moderate Disabilities | 2 |
| | | | | | | Moderate/Severe Disabilities | 3 |
| | | 129 | 82.17% | Fully Credentialed Teachers | | | |
| | SAN MATEO COUNTY OFFICE OF EDUCATION Total | 157 | | | | | |
| SAN MATEO | SAN MATEO UNION HIGH SCHOOL DISTRICT | 7 | 1.72% | UNIVERSITY INTERNSHIP CREDENTIALS | | | |
| | | | | Education Specialist Instruction Credential | 1 | | |
| | | | | | | Mild/Moderate Disabilities | 1 |
| | | | | Single Subject Teaching Credential | 6 | | |
| | | | | | | English | 1 |
| | | | | | | Foreign Language: Japanese (Exam) | 2 |

| County Name | Agency Name | Agency Total | % Agency | Credential Title | Cred Total | Subject | Subj Total |
|-------------|---|--------------|----------|---|------------|------------------------------------|------------|
| | | | | | | Foundational-Level Math (Exam) | 1 |
| | | | | | | Science: Biological Sci (Exam) | 2 |
| | | | | | | Science: Chemistry (Examination) | 1 |
| | | | | | | Science: Geosciences (Examination) | 1 |
| | | 2 | 0.49% | SPECIAL TEMPORARY CERTIFICATE | | | |
| | | | | Special Temporary Cert / Single Subject | 2 | | |
| | | | | | | English (Examination) | 1 |
| | | 11 | 2.71% | EMERGENCY PERMITS | | Health Science (Examination) | 1 |
| | | | | Education Specialist Instruction Permit | 3 | | |
| | | | | Multiple Subject Teaching Permit | 1 | Mild/Moderate Disabilities | 3 |
| | | | | Single Subject Teaching Permit | 7 | General Subjects | 1 |
| | | | | | | Foreign Language: Italian | 1 |
| | | | | | | Foreign Language: Japanese | 1 |
| | | | | | | Foreign Language: Spanish | 1 |
| | | | | | | Mathematics | 2 |
| | | | | | | Music | 1 |
| | | | | | | Science: Biological Sciences | 1 |
| | | 386 | 95.07% | Fully Credentialed Teachers | | | |
| | SAN MATEO UNION HIGH SCHOOL DISTRICT Total | 406 | | | | | |
| SAN MATEO | SAN MATEO-FOSTER CITY SCHOOL DISTRICT | 9 | 1.78% | UNIVERSITY INTERNSHIP CREDENTIALS | | | |
| | | | | Education Specialist Instruction Credential | 6 | | |
| | | | | Multiple Subject Teaching Credential | 1 | Mild/Moderate Disabilities | 6 |
| | | | | Single Subject Teaching Credential | 2 | General Subjects (Examination) | 1 |
| | | | | | | Mathematics (Examination) | 1 |
| | | | | | | Music | 1 |
| | | 1 | 0.20% | DISTRICT INTERNSHIP CERTIFICATES | | | |
| | | | | District Intern Credential / Single Subject | 1 | | |
| | | 2 | 0.40% | SPECIAL TEMPORARY CERTIFICATE | | Foreign Language: Spanish | 1 |
| | | | | Special Temporary Cert / Ed. Specialist | 1 | | |
| | | | | Special Temporary Cert / Single Subject | 1 | Mild/Moderate Disabilities | 1 |
| | | | | | | Physical Education | 1 |
| | | 8 | 1.58% | EMERGENCY PERMITS | | | |
| | | | | Education Specialist Instruction Permit | 5 | | |
| | | | | Multiple Subject Teaching Permit | 1 | Mild/Moderate Disabilities | 5 |
| | | | | Single Subject Teaching Permit | 2 | General Subjects (Examination) | 1 |
| | | | | | | English | 1 |
| | | | | | | Music | 1 |
| | | 485 | 96.04% | Fully Credentialed Teachers | | | |
| | SAN MATEO-FOSTER CITY SCHOOL DISTRICT Total | 505 | | | | | |
| SAN MATEO | SEQUOIA UNION HIGH SCHOOL DISTRICT | 4 | 1.06% | UNIVERSITY INTERNSHIP CREDENTIALS | | | |
| | | | | Single Subject Teaching Credential | 4 | | |
| | | | | | | Art | 1 |
| | | | | | | Chemistry (Specialized) | 1 |
| | | | | | | Foreign Language: Spanish | 1 |
| | | | | | | Foundational-Level Math (Exam) | 1 |
| | | 19 | 5.03% | EMERGENCY PERMITS | | | |
| | | | | Education Specialist Instruction Permit | 4 | | |
| | | | | Multiple Subject Teaching Permit | 1 | Mild/Moderate Disabilities | 4 |
| | | | | Single Subject Teaching Permit | 14 | General Subjects (Examination) | 1 |
| | | | | | | Art | 1 |
| | | | | | | English | 1 |
| | | | | | | Foreign Language: German | 1 |
| | | | | | | Mathematics | 3 |

| County Name | Agency Name | Agency Total | % Agency | Credential Title | Cred Total | Subject | Subj Total |
|---------------|---|--------------|----------|---|------------|----------------------------------|------------|
| | | | | | | Mathematics (Examination) | 1 |
| | | | | | | Physical Education | 1 |
| | | | | | | Science: Chemistry | 1 |
| | | | | | | Social Science | 3 |
| | | | | | | Social Science (Examination) | 2 |
| | | 355 | 93.92% | Fully Credentialed Teachers | | | |
| | SEQUOIA UNION HIGH SCHOOL DISTRICT Total | 378 | | | | | |
| SAN MATEO | SOUTH SAN FRANCISCO UNIFIED SCHOOL DISTRICT | 8 | 1.80% | UNIVERSITY INTERNSHIP CREDENTIALS | | | |
| | | | | Education Specialist Instruction Credential | 7 | | |
| | | | | | | Mild/Moderate Disabilities | 7 |
| | | | | Single Subject Teaching Credential | 1 | | |
| | | | | | | Business | 1 |
| | | | | | | Mathematics | 1 |
| | | 4 | 0.90% | SPECIAL TEMPORARY CERTIFICATE | | | |
| | | | | Special Temporary Cert / Ed. Specialist | 3 | | |
| | | | | | | Mild/Moderate Disabilities | 3 |
| | | | | Special Temporary Cert / Multiple Subject | 1 | | |
| | | | | | | General Subjects (Examination) | 1 |
| | | 8 | 1.80% | EMERGENCY PERMITS | | | |
| | | | | Education Specialist Instruction Permit | 1 | | |
| | | | | | | Mild/Moderate Disabilities | 1 |
| | | | | Multiple Subject Teaching Permit | 1 | | |
| | | | | | | General Subjects | 1 |
| | | | | Single Subject Teaching Permit | 6 | | |
| | | | | | | Foreign Language: Spanish | 1 |
| | | | | | | Foreign Language: Spanish (Exam) | 1 |
| | | | | | | Mathematics | 2 |
| | | | | | | Physical Education | 1 |
| | | | | | | Social Science (Examination) | 1 |
| | | 1 | 0.23% | CREDENTIAL WAIVERS | | | |
| | | | | Single Subject Teaching Credential | 1 | | |
| | | | | | | Science: Biological Sciences | 1 |
| | | 423 | 95.27% | Fully Credentialed Teachers | | | |
| | SOUTH SAN FRANCISCO UNIFIED SCHOOL DISTRICT Total | 444 | | | | | |
| SANTA BARBARA | CARPINTERIA UNIFIED SCHOOL DISTRICT | 2 | 1.45% | UNIVERSITY INTERNSHIP CREDENTIALS | | | |
| | | | | Education Specialist Instruction Credential | 1 | | |
| | | | | | | Mild/Moderate Disabilities | 1 |
| | | | | Single Subject Teaching Credential | 1 | | |
| | | 1 | 0.72% | EMERGENCY PERMITS | | | |
| | | | | Education Specialist Instruction Permit | 1 | | |
| | | | | | | Mild/Moderate Disabilities | 1 |
| | | 135 | 97.83% | Fully Credentialed Teachers | | | |
| | CARPINTERIA UNIFIED SCHOOL DISTRICT Total | 138 | | | | | |
| SANTA BARBARA | CUYAMA JOINT UNIFIED | 3 | 13.64% | EMERGENCY PERMITS | | | |
| | | | | Multiple Subject Teaching Permit | 1 | | |
| | | | | | | General Subjects | 1 |
| | | | | Single Subject Teaching Permit | 2 | | |
| | | | | | | Mathematics | 1 |
| | | | | | | Science: Biological Sciences | 1 |
| | | 19 | 86.36% | Fully Credentialed Teachers | | | |
| | CUYAMA JOINT UNIFIED Total | 22 | | | | | |
| SANTA BARBARA | GUADALUPE UNION ELEMENTARY SCHOOL DISTRICT | 1 | 1.56% | EMERGENCY PERMITS | | | |
| | | | | Education Specialist Instruction Permit | 1 | | |
| | | | | | | Moderate/Severe Disabilities | 1 |
| | | 63 | 98.44% | Fully Credentialed Teachers | | | |
| | GUADALUPE UNION ELEMENTARY SCHOOL DISTRICT Total | 64 | | | | | |
| SANTA BARBARA | LOMPOC UNIFIED SCHOOL DISTRICT | 1 | 0.18% | UNIVERSITY INTERNSHIP CREDENTIALS | | | |
| | | | | Education Specialist Instruction Credential | 1 | | |
| | | | | | | Mild/Moderate Disabilities | 1 |
| | | 3 | 0.54% | SPECIAL TEMPORARY CERTIFICATE | | | |
| | | | | Special Temporary Cert / Ed. Specialist | 1 | | |
| | | | | | | Mild/Moderate Disabilities | 1 |
| | | | | Special Temporary Cert / Single Subject | 2 | | |

| County Name | Agency Name | Agency Total | % Agency | Credential Title | Cred Total | Subject | Subj Total |
|---------------|--|--------------|----------|---|------------|-----------------------------------|------------|
| | | | | | | Foundational-Level Math (Exam) | 1 |
| | | | | | | Industrial and Tech Educ (Exam) | 1 |
| | | 10 | 1.81% | EMERGENCY PERMITS | | | |
| | | | | Education Specialist Instruction Permit | 9 | | |
| | | | | | | Mild/Moderate Disabilities | 7 |
| | | | | | | Moderate/Severe Disabilities | 2 |
| | | | | Single Subject Teaching Permit | 1 | | |
| | | 1 | 0.18% | CREDENTIAL WAIVERS | | Music | 1 |
| | | | | Education Specialist Instruction Credential | 1 | | |
| | | | | | | Moderate/Severe Disabilities | 1 |
| | | 537 | 97.28% | Fully Credentialed Teachers | | | |
| | LOMPOC UNIFIED SCHOOL DISTRICT Total | 552 | | | | | |
| SANTA BARBARA | SANTA BARBARA COUNTY EDUCATION | 1 | 1.08% | EMERGENCY PERMITS | | | |
| | | | | Multiple Subject Teaching Permit | 1 | | |
| | | | | | | General Subjects | 1 |
| | | 92 | 98.92% | Fully Credentialed Teachers | | | |
| | SANTA BARBARA COUNTY EDUCATION Total | 93 | | | | | |
| SANTA BARBARA | SANTA BARBARA COUNTY OFFICE OF EDUCATION | 1 | | UNIVERSITY INTERNSHIP CREDENTIALS | | | |
| | | | | Education Specialist Instruction Credential | 1 | | |
| | | | | | | Moderate/Severe Disabilities | 1 |
| | | 14 | | EMERGENCY PERMITS | | | |
| | | | | Education Specialist Instruction Permit | 13 | | |
| | | | | | | Deaf and Hard-of-Hearing | 1 |
| | | | | | | Early Childhood Special Education | 7 |
| | | | | | | Mild/Moderate Disabilities | 2 |
| | | | | | | Moderate/Severe Disabilities | 2 |
| | | | | | | Visual Impairments | 1 |
| | | | | Multiple Subject Teaching Permit | 1 | | |
| | | 2 | | CREDENTIAL WAIVERS | | General Subjects (Examination) | 1 |
| | | | | Education Specialist Instruction Credential | 2 | | |
| | | | | | | Early Childhood Special Education | 1 |
| | | | | | | Moderate/Severe Disabilities | 1 |
| | SANTA BARBARA COUNTY OFFICE OF EDUCATION Total | 17 | | | | | |
| SANTA BARBARA | SANTA BARBARA ELEMENTARY SCHOOL DISTRICT | 3 | 1.00% | UNIVERSITY INTERNSHIP CREDENTIALS | | | |
| | | | | Education Specialist Instruction Credential | 1 | | |
| | | | | | | Mild/Moderate Disabilities | 1 |
| | | | | Multiple Subject Teaching Credential | 2 | | |
| | | | | | | General Subjects (Examination) | 2 |
| | | 5 | 1.67% | EMERGENCY PERMITS | | | |
| | | | | Education Specialist Instruction Permit | 4 | | |
| | | | | | | Mild/Moderate Disabilities | 3 |
| | | | | | | Moderate/Severe Disabilities | 1 |
| | | | | Single Subject Teaching Permit | 1 | | |
| | | | | | | Foundational-Level Math (Exam) | 1 |
| | | 291 | 97.32% | Fully Credentialed Teachers | | | |
| | SANTA BARBARA ELEMENTARY SCHOOL DISTRICT Total | 299 | | | | | |
| SANTA BARBARA | SANTA BARBARA HIGH SCHOOL DISTRICT | 5 | 1.00% | UNIVERSITY INTERNSHIP CREDENTIALS | | | |
| | | | | Education Specialist Instruction Credential | 3 | | |
| | | | | | | Mild/Moderate Disabilities | 3 |
| | | | | Single Subject Teaching Credential | 2 | | |
| | | | | | | Health Science (Examination) | 1 |
| | | | | | | Music | 1 |
| | | 2 | 0.40% | SPECIAL TEMPORARY CERTIFICATE | | | |
| | | | | Special Temporary Cert / Single Subject | 2 | | |
| | | | | | | Foundational-Level Math (Exam) | 1 |
| | | | | | | Social Science | 1 |
| | | 13 | 2.60% | EMERGENCY PERMITS | | | |
| | | | | Single Subject Teaching Permit | 13 | | |
| | | | | | | Art | 2 |
| | | | | | | Foreign Language: French | 2 |
| | | | | | | Foreign Language: Spanish | 2 |
| | | | | | | Foundational-Level Mathematics | 1 |

| County Name | Agency Name | Agency Total | % Agency | Credential Title | Cred Total | Subject | Subj Total |
|---------------|--|--------------|----------|---|------------|-------------------------------------|------------|
| | | | | | | Health Science (Examination) | 1 |
| | | | | | | Mathematics | 1 |
| | | | | | | Physical Education | 1 |
| | | | | | | Science: Chemistry (Examination) | 1 |
| | | | | | | Science: Physics | 1 |
| | | | | | | Social Science | 1 |
| | | 480 | 96.00% | Fully Credentialed Teachers | | | |
| | SANTA BARBARA HIGH SCHOOL DISTRICT Total | 500 | | | | | |
| SANTA BARBARA | SANTA MARIA JOINT UNION HIGH SCHOOL DISTRICT | 15 | 5.54% | EMERGENCY PERMITS | | | |
| | | | | Education Specialist Instruction Permit | 6 | | |
| | | | | | | Early Childhood Special Education | 1 |
| | | | | | | Mild/Moderate Disabilities | 4 |
| | | | | | | Moderate/Severe Disabilities | 2 |
| | | | | Multiple Subject Teaching Permit | 1 | | |
| | | | | | | General Subjects | 1 |
| | | | | Single Subject Teaching Permit | 8 | | |
| | | | | | | Agriculture | 1 |
| | | | | | | Biological Sci (Specialized) (Exam) | 1 |
| | | | | | | English (Examination) | 1 |
| | | | | | | Foundational-Level Math (Exam) | 1 |
| | | | | | | Mathematics (Examination) | 1 |
| | | | | | | Physical Education | 1 |
| | | | | | | Science: Biological Sciences | 1 |
| | | | | | | Social Science | 1 |
| | | 256 | 94.46% | Fully Credentialed Teachers | | | |
| | SANTA MARIA JOINT UNION HIGH SCHOOL DISTRICT Total | 271 | | | | | |
| SANTA BARBARA | SANTA MARIA-BONITA SCHOOL DISTRICT | 1 | 0.17% | UNIVERSITY INTERNSHIP CREDENTIALS | | | |
| | | | | Education Specialist Instruction Credential | 1 | | |
| | | | | | | Physical and Health Impairments | 1 |
| | | 2 | 0.34% | EMERGENCY PERMITS | | | |
| | | | | Education Specialist Instruction Permit | 1 | | |
| | | | | | | Mild/Moderate Disabilities | 1 |
| | | | | Single Subject Teaching Permit | 1 | | |
| | | | | | | Science: Biological Sci (Exam) | 1 |
| | | 585 | 99.49% | Fully Credentialed Teachers | | | |
| | SANTA MARIA-BONITA SCHOOL DISTRICT Total | 588 | | | | | |
| SANTA BARBARA | SOLVANG ELEMENTARY SCHOOL DISTRICT | 1 | 3.23% | EMERGENCY PERMITS | | | |
| | | | | Single Subject Teaching Permit | 1 | | |
| | | | | | | Music | 1 |
| | | 30 | 96.77% | Fully Credentialed Teachers | | | |
| | SOLVANG ELEMENTARY SCHOOL DISTRICT Total | 31 | | | | | |
| SANTA CLARA | ALUM ROCK UNION ELEMENTARY SCHOOL DISTRICT | 59 | 8.35% | UNIVERSITY INTERNSHIP CREDENTIALS | | | |
| | | | | Education Specialist Instruction Credential | 6 | | |
| | | | | | | Mild/Moderate Disabilities | 6 |
| | | | | Multiple Subject Teaching Credential | 51 | | |
| | | | | | | General Subjects | 2 |
| | | | | | | General Subjects (Examination) | 49 |
| | | | | Single Subject Teaching Credential | 2 | | |
| | | | | | | Physical Education (Examination) | 1 |
| | | | | | | Science: Biological Sci (Exam) | 1 |
| | | 9 | 1.27% | SPECIAL TEMPORARY CERTIFICATE | | | |
| | | | | Special Temporary Cert / Ed. Specialist | 2 | | |
| | | | | | | Mild/Moderate Disabilities | 2 |
| | | | | Special Temporary Cert / Multiple Subject | 5 | | |
| | | | | | | General Subjects | 1 |
| | | | | | | General Subjects (Examination) | 4 |
| | | | | Special Temporary Cert / Single Subject | 2 | | |
| | | | | | | Music | 1 |
| | | | | | | Physical Education | 1 |
| | | 3 | 0.42% | PRE-INTERNSHIP CERTIFICATES | | | |
| | | | | Pre-Intern Certificate / Ed. Specialist | 2 | | |
| | | | | | | Moderate/Severe Disabilities | 1 |
| | | | | | | Visual Impairments | 1 |
| | | | | Pre-Intern Certificate / Single Subject | 1 | | |

| County Name | Agency Name | Agency Total | % Agency | Credential Title | Cred Total | Subject | Subj Total |
|-------------|--|--------------|----------|---|------------|-----------------------------------|------------|
| | | 22 | 3.11% | EMERGENCY PERMITS | | Social Science | 1 |
| | | | | Education Specialist Instruction Permit | 6 | | |
| | | | | | | Early Childhood Special Education | 2 |
| | | | | | | Mild/Moderate Disabilities | 2 |
| | | | | | | Moderate/Severe Disabilities | 2 |
| | | | | Multiple Subject Teaching Permit | 11 | | |
| | | | | | | General Subjects | 9 |
| | | | | | | General Subjects (Examination) | 2 |
| | | | | Single Subject Teaching Permit | 5 | | |
| | | | | | | Music | 2 |
| | | | | | | Physical Education | 3 |
| | | 1 | 0.14% | CREDENTIAL WAIVERS | | | |
| | | | | Education Specialist Instruction Credential | 1 | | |
| | | | | | | Deaf and Hard-of-Hearing | 1 |
| | | 613 | 86.70% | Fully Credentialed Teachers | | | |
| | ALUM ROCK UNION ELEMENTARY SCHOOL DISTRICT Total | 707 | | | | | |
| SANTA CLARA | BERRYESSA UNION | 9 | 2.27% | UNIVERSITY INTERNSHIP CREDENTIALS | | | |
| | | | | Education Specialist Instruction Credential | 2 | | |
| | | | | | | Early Childhood Special Education | 1 |
| | | | | | | Moderate/Severe Disabilities | 1 |
| | | | | Multiple Subject Teaching Credential | 6 | | |
| | | | | | | General Subjects (Examination) | 6 |
| | | | | Single Subject Teaching Credential | 1 | | |
| | | | | | | Science: Biological Sci (Exam) | 1 |
| | | 1 | 0.25% | SPECIAL TEMPORARY CERTIFICATE | | | |
| | | | | Special Temporary Cert / Single Subject | 1 | | |
| | | | | | | Home Economics (Examination) | 1 |
| | | 3 | 0.76% | EMERGENCY PERMITS | | | |
| | | | | Multiple Subject Teaching Permit | 2 | | |
| | | | | | | General Subjects | 1 |
| | | | | | | General Subjects (Examination) | 1 |
| | | | | Single Subject Teaching Permit | 1 | | |
| | | | | | | Foreign Language: Spanish | 1 |
| | | | | | | Social Science | 1 |
| | | 1 | 0.25% | CREDENTIAL WAIVERS | | | |
| | | | | Education Specialist Instruction Credential | 1 | | |
| | | | | | | Mild/Moderate Disabilities | 1 |
| | BERRYESSA UNION Total | 382 | 96.46% | Fully Credentialed Teachers | | | |
| | | 396 | | | | | |
| SANTA CLARA | CAMBRIAN ELEMENTARY SCHOOL DISTRICT | 1 | 0.71% | UNIVERSITY INTERNSHIP CREDENTIALS | | | |
| | | | | Multiple Subject Teaching Credential | 1 | | |
| | | | | | | General Subjects (Examination) | 1 |
| | | 1 | 0.71% | SPECIAL TEMPORARY CERTIFICATE | | | |
| | | | | Special Temporary Cert / Multiple Subject | 1 | | |
| | | | | | | General Subjects (Examination) | 1 |
| | | 6 | 4.26% | EMERGENCY PERMITS | | | |
| | | | | Multiple Subject Teaching Permit | 4 | | |
| | | | | | | General Subjects | 2 |
| | | | | | | General Subjects (Examination) | 2 |
| | | | | Single Subject Teaching Permit | 2 | | |
| | | | | | | Foreign Language: Spanish | 1 |
| | | | | | | Music | 1 |
| | | 133 | 94.33% | Fully Credentialed Teachers | | | |
| | CAMBRIAN ELEMENTARY SCHOOL DISTRICT Total | 141 | | | | | |
| SANTA CLARA | CAMPBELL UNION ELEMENTARY SCHOOL DISTRICT | 12 | 3.33% | UNIVERSITY INTERNSHIP CREDENTIALS | | | |
| | | | | Education Specialist Instruction Credential | 4 | | |
| | | | | | | Mild/Moderate Disabilities | 3 |
| | | | | | | Moderate/Severe Disabilities | 1 |
| | | | | Multiple Subject Teaching Credential | 8 | | |
| | | | | | | General Subjects (Examination) | 8 |
| | | 3 | 0.83% | SPECIAL TEMPORARY CERTIFICATE | | | |
| | | | | Special Temporary Cert / Multiple Subject | 2 | | |
| | | | | | | General Subjects (Examination) | 2 |

| County Name | Agency Name | Agency Total | % Agency | Credential Title | Cred Total | Subject | Subj Total |
|-------------|---|--------------|----------|---|------------|-------------------------------------|------------|
| | | | | Special Temporary Cert / Single Subject | 1 | | |
| | | 5 | 1.39% | EMERGENCY PERMITS | | Biological Sci (Specialized) (Exam) | 1 |
| | | | | Education Specialist Instruction Permit | 1 | | |
| | | | | Multiple Subject Teaching Permit | 4 | Moderate/Severe Disabilities | 1 |
| | | 340 | 94.44% | Fully Credentialed Teachers | | General Subjects | 4 |
| | CAMPBELL UNION ELEMENTARY SCHOOL DISTRICT Total | 360 | | | | | |
| SANTA CLARA | CAMPBELL UNION HIGH SCHOOL DISTRICT | 9 | 2.97% | UNIVERSITY INTERNSHIP CREDENTIALS | | | |
| | | | | Education Specialist Instruction Credential | 4 | | |
| | | | | Multiple Subject Teaching Credential | 1 | Mild/Moderate Disabilities | 4 |
| | | | | Single Subject Teaching Credential | 4 | General Subjects (Examination) | 1 |
| | | | | | | English | 2 |
| | | | | | | English (Examination) | 1 |
| | | | | | | Mathematics (Examination) | 1 |
| | | 1 | 0.33% | DISTRICT INTERNSHIP CERTIFICATES | | | |
| | | | | District Intern Credential / Ed. Specialist | 1 | | |
| | | | | | | Mild/Moderate Disabilities | 1 |
| | | 12 | 3.96% | SPECIAL TEMPORARY CERTIFICATE | | | |
| | | | | Special Temporary Cert / Ed. Specialist | 2 | | |
| | | | | | | Mild/Moderate Disabilities | 2 |
| | | | | Special Temporary Cert / Single Subject | 10 | | |
| | | | | | | Art | 1 |
| | | | | | | English | 1 |
| | | | | | | Foundational-Level Math (Exam) | 3 |
| | | | | | | Mathematics (Examination) | 2 |
| | | | | | | Science: Biological Sci (Exam) | 1 |
| | | | | | | Social Science | 1 |
| | | | | | | Social Science (Examination) | 1 |
| | | 1 | 0.33% | PRE-INTERNSHIP CERTIFICATES | | | |
| | | | | Pre-Intern Certificate / Single Subject | 1 | | |
| | | | | | | Foreign Language: Spanish | 1 |
| | | 7 | 2.31% | EMERGENCY PERMITS | | Physical Education | 1 |
| | | | | Education Specialist Instruction Permit | 2 | | |
| | | | | Single Subject Teaching Permit | 5 | Mild/Moderate Disabilities | 2 |
| | | | | | | Mathematics | 1 |
| | | | | | | Music | 1 |
| | | | | | | Science: Biological Sciences | 1 |
| | | | | | | Science: Biological Sci (Exam) | 1 |
| | | | | | | Science: Chemistry | 1 |
| | | 273 | 90.10% | Fully Credentialed Teachers | | | |
| | CAMPBELL UNION HIGH SCHOOL DISTRICT Total | 303 | | | | | |
| SANTA CLARA | CUPERTINO UNION SCHOOL DISTRICT | 15 | 2.02% | UNIVERSITY INTERNSHIP CREDENTIALS | | | |
| | | | | Education Specialist Instruction Credential | 4 | | |
| | | | | | | Mild/Moderate Disabilities | 3 |
| | | | | | | Moderate/Severe Disabilities | 1 |
| | | | | Multiple Subject Teaching Credential | 10 | | |
| | | | | | | General Subjects | 1 |
| | | | | | | General Subjects (Examination) | 9 |
| | | | | Single Subject Teaching Credential | 1 | | |
| | | | | | | English | 1 |
| | | 1 | 0.13% | DISTRICT INTERNSHIP CERTIFICATES | | | |
| | | | | District Intern Credential / Single Subject | 1 | | |
| | | | | | | Science: Biological Sci (Exam) | 1 |
| | | 3 | 0.40% | SPECIAL TEMPORARY CERTIFICATE | | | |
| | | | | Special Temporary Cert / Ed. Specialist | 1 | | |
| | | | | | | Moderate/Severe Disabilities | 1 |
| | | | | Special Temporary Cert / Multiple Subject | 1 | | |
| | | | | | | General Subjects (Examination) | 1 |

| County Name | Agency Name | Agency Total | % Agency | Credential Title | Cred Total | Subject | Subj Total |
|-------------|---------------------------------------|--------------|----------|---|------------|------------------------------------|------------|
| | | | | Special Temporary Cert / Single Subject | 1 | | |
| | | 22 | 2.96% | EMERGENCY PERMITS | | Mathematics | 1 |
| | | | | Education Specialist Instruction Permit | 5 | | |
| | | | | | | Mild/Moderate Disabilities | 4 |
| | | | | | | Moderate/Severe Disabilities | 1 |
| | | | | Multiple Subject Teaching Permit | 10 | | |
| | | | | | | General Subjects | 7 |
| | | | | | | General Subjects (Examination) | 3 |
| | | | | Single Subject Teaching Permit | 7 | | |
| | | | | | | Foreign Language: Spanish | 1 |
| | | | | | | Industrial and Technology Educ | 1 |
| | | | | | | Mathematics | 1 |
| | | | | | | Music | 1 |
| | | | | | | Music (Examination) | 1 |
| | | | | | | Science: Biological Sciences | 2 |
| | | 703 | 94.49% | Fully Credentialed Teachers | | | |
| | CUPERTINO UNION SCHOOL DISTRICT Total | 744 | | | | | |
| SANTA CLARA | EAST SIDE UNION HIGH SCHOOL DISTRICT | 26 | 2.26% | UNIVERSITY INTERNSHIP CREDENTIALS | | | |
| | | | | Education Specialist Instruction Credential | 7 | | |
| | | | | | | Mild/Moderate Disabilities | 5 |
| | | | | | | Moderate/Severe Disabilities | 2 |
| | | | | Multiple Subject Teaching Credential | 2 | | |
| | | | | | | General Subjects (Examination) | 2 |
| | | | | Single Subject Teaching Credential | 17 | | |
| | | | | | | English | 1 |
| | | | | | | English (Examination) | 4 |
| | | | | | | Foundational-Level Math (Exam) | 4 |
| | | | | | | Mathematics (Examination) | 1 |
| | | | | | | Physics (Specialized) | 1 |
| | | | | | | Science: Biological Sciences | 1 |
| | | | | | | Science: Biological Sci (Exam) | 1 |
| | | | | | | Science: Geosciences (Examination) | 1 |
| | | | | | | Science: Physics (Examination) | 3 |
| | | | | | | Social Science (Examination) | 1 |
| | | 1 | 0.09% | DISTRICT INTERNSHIP CERTIFICATES | | | |
| | | | | District Intern Credential / Ed. Specialist | 1 | | |
| | | | | | | Mild/Moderate Disabilities | 1 |
| | | 18 | 1.57% | SPECIAL TEMPORARY CERTIFICATE | | | |
| | | | | Special Temporary Cert / Ed. Specialist | 3 | | |
| | | | | | | Mild/Moderate Disabilities | 3 |
| | | | | Special Temporary Cert / Single Subject | 15 | | |
| | | | | | | Art | 1 |
| | | | | | | English | 2 |
| | | | | | | English (Examination) | 1 |
| | | | | | | Foundational-Level Math (Exam) | 1 |
| | | | | | | Mathematics | 2 |
| | | | | | | Mathematics (Examination) | 1 |
| | | | | | | Physical Education (Examination) | 2 |
| | | | | | | Science: Biological Sciences | 1 |
| | | | | | | Social Science | 2 |
| | | | | | | Social Science (Examination) | 2 |
| | | 2 | 0.17% | PRE-INTERNSHIP CERTIFICATES | | | |
| | | | | Pre-Intern Certificate / Ed. Specialist | 2 | | |
| | | | | | | Mild/Moderate Disabilities | 2 |
| | | 40 | 3.48% | EMERGENCY PERMITS | | | |
| | | | | Education Specialist Instruction Permit | 9 | | |
| | | | | | | Mild/Moderate Disabilities | 9 |
| | | | | Single Subject Teaching Permit | 31 | | |
| | | | | | | Art | 1 |
| | | | | | | Business | 1 |
| | | | | | | English | 5 |
| | | | | | | Foreign Language: Spanish | 6 |
| | | | | | | Foreign Lang: Vietnamese (Exam) | 1 |

| County Name | Agency Name | Agency Total | % Agency | Credential Title | Cred Total | Subject | Subj Total |
|-------------|--|--------------|----------|---|------------|----------------------------------|------------|
| | | | | | | Mathematics | 3 |
| | | | | | | Music | 1 |
| | | | | | | Physical Education | 1 |
| | | | | | | Physical Education (Examination) | 1 |
| | | | | | | Science: Biological Sciences | 2 |
| | | | | | | Science: Biological Sci (Exam) | 4 |
| | | | | | | Science: Chemistry | 1 |
| | | | | | | Social Science | 3 |
| | | | | | | Social Science (Examination) | 1 |
| | | 2 | 0.17% | CREDENTIAL WAIVERS | | | |
| | | | | Education Specialist Instruction Credential | 2 | | |
| | | | | | | Mild/Moderate Disabilities | 2 |
| | | 1059 | 92.25% | Fully Credentialed Teachers | | | |
| | EAST SIDE UNION HIGH SCHOOL DISTRICT Total | 1148 | | | | | |
| SANTA CLARA | EVERGREEN ELEMENTARY SCHOOL DISTRICT | 11 | 1.77% | UNIVERSITY INTERNSHIP CREDENTIALS | | | |
| | | | | Education Specialist Instruction Credential | 1 | | |
| | | | | | | Mild/Moderate Disabilities | 1 |
| | | | | Multiple Subject Teaching Credential | 9 | | |
| | | | | | | General Subjects | 2 |
| | | | | | | General Subjects (Examination) | 7 |
| | | | | Single Subject Teaching Credential | 1 | | |
| | | 4 | 0.64% | SPECIAL TEMPORARY CERTIFICATE | | English | 1 |
| | | | | Special Temporary Cert / Ed. Specialist | 1 | | |
| | | | | | | Mild/Moderate Disabilities | 1 |
| | | | | Special Temporary Cert / Multiple Subject | 2 | | |
| | | | | | | General Subjects (Examination) | 2 |
| | | | | Special Temporary Cert / Single Subject | 1 | | |
| | | | | | | English | 1 |
| | | 12 | 1.93% | EMERGENCY PERMITS | | | |
| | | | | Education Specialist Instruction Permit | 1 | | |
| | | | | | | Mild/Moderate Disabilities | 1 |
| | | | | Multiple Subject Teaching Permit | 9 | | |
| | | | | | | General Subjects | 5 |
| | | | | | | General Subjects (Examination) | 4 |
| | | | | Single Subject Teaching Permit | 2 | | |
| | | | | | | Business | 1 |
| | | | | | | Foreign Language: German | 1 |
| | | 595 | 95.66% | Fully Credentialed Teachers | | | |
| | EVERGREEN ELEMENTARY SCHOOL DISTRICT Total | 622 | | | | | |
| SANTA CLARA | FRANKLIN-MCKINLEY ELEMENTARY SCHOOL DISTRICT | 5 | 1.01% | UNIVERSITY INTERNSHIP CREDENTIALS | | | |
| | | | | Education Specialist Instruction Credential | 3 | | |
| | | | | | | Mild/Moderate Disabilities | 3 |
| | | | | Multiple Subject Teaching Credential | 2 | | |
| | | | | | | General Subjects | 1 |
| | | | | | | General Subjects (Examination) | 1 |
| | | 1 | 0.20% | SPECIAL TEMPORARY CERTIFICATE | | | |
| | | | | Special Temporary Cert / Ed. Specialist | 1 | | |
| | | | | | | Mild/Moderate Disabilities | 1 |
| | | 1 | 0.20% | EMERGENCY PERMITS | | | |
| | | | | Education Specialist Instruction Permit | 1 | | |
| | | | | | | Mild/Moderate Disabilities | 1 |
| | | 488 | 98.59% | Fully Credentialed Teachers | | | |
| | FRANKLIN-MCKINLEY ELEMENTARY SCHOOL DISTRICT Total | 495 | | | | | |
| SANTA CLARA | FREMONT UNION HIGH SCHOOL DISTRICT | 7 | 1.73% | UNIVERSITY INTERNSHIP CREDENTIALS | | | |
| | | | | Education Specialist Instruction Credential | 3 | | |
| | | | | | | Mild/Moderate Disabilities | 3 |
| | | | | Single Subject Teaching Credential | 4 | | |
| | | | | | | Business (Examination) | 1 |
| | | | | | | English | 3 |
| | | 5 | 1.24% | SPECIAL TEMPORARY CERTIFICATE | | | |
| | | | | Special Temporary Cert / Ed. Specialist | 2 | | |
| | | | | | | Mild/Moderate Disabilities | 2 |
| | | | | Special Temporary Cert / Single Subject | 3 | | |

| County Name | Agency Name | Agency Total | % Agency | Credential Title | Cred Total | Subject | Subj Total |
|-------------|--|--------------|----------|---|------------|----------------------------------|------------|
| | | | | | | English (Examination) | 1 |
| | | | | | | Mathematics (Examination) | 1 |
| | | 26 | 6.44% | EMERGENCY PERMITS | | Physical Education | 1 |
| | | | | Education Specialist Instruction Permit | 8 | | |
| | | | | | | Mild/Moderate Disabilities | 7 |
| | | | | | | Moderate/Severe Disabilities | 1 |
| | | | | Single Subject Teaching Permit | 18 | | |
| | | | | | | Art | 1 |
| | | | | | | Business | 1 |
| | | | | | | Business (Examination) | 1 |
| | | | | | | English | 4 |
| | | | | | | English (Examination) | 1 |
| | | | | | | Foreign Language: Japanese | 1 |
| | | | | | | Foreign Language: Spanish (Exam) | 1 |
| | | | | | | Music | 1 |
| | | | | | | Physical Education | 1 |
| | | | | | | Physical Education (Examination) | 1 |
| | | | | | | Science: Biological Sciences | 2 |
| | | | | | | Science: Geosciences | 1 |
| | | | | | | Social Science | 1 |
| | | | | | | Social Science (Examination) | 2 |
| | | 3 | 0.74% | CREDENTIAL WAIVERS | | | |
| | | | | Education Specialist Instruction Credential | 3 | | |
| | | | | | | Mild/Moderate Disabilities | 3 |
| | | 363 | 89.85% | Fully Credentialed Teachers | | | |
| | FREMONT UNION HIGH SCHOOL DISTRICT Total | 404 | | | | | |
| SANTA CLARA | GILROY UNIFIED SCHOOL DISTRICT | 6 | 1.27% | UNIVERSITY INTERNSHIP CREDENTIALS | | | |
| | | | | Education Specialist Instruction Credential | 2 | | |
| | | | | | | Mild/Moderate Disabilities | 1 |
| | | | | | | Moderate/Severe Disabilities | 1 |
| | | | | Multiple Subject Teaching Credential | 2 | | |
| | | | | | | General Subjects (Examination) | 2 |
| | | | | Single Subject Teaching Credential | 2 | | |
| | | | | | | English | 1 |
| | | | | | | Mathematics | 1 |
| | | 1 | 0.21% | SPECIAL TEMPORARY CERTIFICATE | | | |
| | | | | Special Temporary Cert / Ed. Specialist | 1 | | |
| | | | | | | Mild/Moderate Disabilities | 1 |
| | | 14 | 2.97% | EMERGENCY PERMITS | | | |
| | | | | Education Specialist Instruction Permit | 1 | | |
| | | | | | | Mild/Moderate Disabilities | 1 |
| | | | | Multiple Subject Teaching Permit | 4 | | |
| | | | | | | General Subjects | 2 |
| | | | | | | General Subjects (Examination) | 2 |
| | | | | Single Subject Teaching Permit | 9 | | |
| | | | | | | Business | 1 |
| | | | | | | Mathematics | 2 |
| | | | | | | Mathematics (Examination) | 1 |
| | | | | | | Science: Chemistry | 2 |
| | | | | | | Science: Physics | 1 |
| | | | | | | Social Science | 2 |
| | | 450 | 95.54% | Fully Credentialed Teachers | | | |
| | GILROY UNIFIED SCHOOL DISTRICT Total | 471 | | | | | |
| SANTA CLARA | LAKESIDE JOINT SCHOOL DISTRICT | 1 | 16.67% | UNIVERSITY INTERNSHIP CREDENTIALS | | | |
| | | | | Education Specialist Instruction Credential | 1 | | |
| | | | | | | Mild/Moderate Disabilities | 1 |
| | | 1 | 16.67% | EMERGENCY PERMITS | | | |
| | | | | Education Specialist Instruction Permit | 1 | | |
| | | | | | | Mild/Moderate Disabilities | 1 |
| | | 4 | 66.67% | Fully Credentialed Teachers | | | |
| | LAKESIDE JOINT SCHOOL DISTRICT Total | 6 | | | | | |
| SANTA CLARA | LOS ALTOS ELEMENTARY SCHOOL DISTRICT | 1 | 0.48% | UNIVERSITY INTERNSHIP CREDENTIALS | | | |
| | | | | Education Specialist Instruction Credential | 1 | | |

| County Name | Agency Name | Agency Total | % Agency | Credential Title | Cred Total | Subject | Subj Total |
|-------------|--|--------------|----------|---|------------|-----------------------------------|------------|
| | | 6 | 2.90% | EMERGENCY PERMITS | | Mild/Moderate Disabilities | 1 |
| | | | | Education Specialist Instruction Permit | 1 | | |
| | | | | Multiple Subject Teaching Permit | 3 | Early Childhood Special Education | 1 |
| | | | | | | General Subjects | 2 |
| | | | | Single Subject Teaching Permit | 2 | General Subjects (Examination) | 1 |
| | | | | | | Science: Biological Sciences | 1 |
| | | | | | | Social Science (Examination) | 1 |
| | | 200 | 96.62% | Fully Credentialed Teachers | | | |
| | LOS ALTOS ELEMENTARY SCHOOL DISTRICT Total | 207 | | | | | |
| SANTA CLARA | LOS GATOS UNION ELEMENTARY SCHOOL DISTRICT | 1 | 0.73% | UNIVERSITY INTERNSHIP CREDENTIALS | | | |
| | | | | Education Specialist Instruction Credential | 1 | | |
| | | 1 | 0.73% | EMERGENCY PERMITS | | Mild/Moderate Disabilities | 1 |
| | | | | Education Specialist Instruction Permit | 1 | | |
| | | | | | | Mild/Moderate Disabilities | 1 |
| | | 135 | 98.54% | Fully Credentialed Teachers | | | |
| | LOS GATOS UNION ELEMENTARY SCHOOL DISTRICT Total | 137 | | | | | |
| SANTA CLARA | LOS GATOS-SARATOGA JOINT UNION | 2 | 1.52% | UNIVERSITY INTERNSHIP CREDENTIALS | | | |
| | | | | Single Subject Teaching Credential | 2 | | |
| | | | | | | English | 1 |
| | | | | | | Industrial and Tech Educ (Exam) | 1 |
| | | 1 | 0.76% | SPECIAL TEMPORARY CERTIFICATE | | | |
| | | | | Special Temporary Cert / Single Subject | 1 | | |
| | | | | | | Social Science (Examination) | 1 |
| | | 6 | 4.55% | EMERGENCY PERMITS | | | |
| | | | | Education Specialist Instruction Permit | 1 | | |
| | | | | | | Mild/Moderate Disabilities | 1 |
| | | | | Single Subject Teaching Permit | 5 | | |
| | | | | | | Art | 1 |
| | | | | | | Foreign Language: Spanish | 1 |
| | | | | | | Industrial and Tech Educ (Exam) | 1 |
| | | | | | | Science: Geosciences | 1 |
| | | | | | | Social Science | 2 |
| | | 123 | 93.18% | Fully Credentialed Teachers | | | |
| | LOS GATOS-SARATOGA JOINT UNION Total | 132 | | | | | |
| SANTA CLARA | MILPITAS UNIFIED SCHOOL DISTRICT | 13 | 3.07% | UNIVERSITY INTERNSHIP CREDENTIALS | | | |
| | | | | Education Specialist Instruction Credential | 6 | | |
| | | | | | | Early Childhood Special Education | 1 |
| | | | | | | Mild/Moderate Disabilities | 5 |
| | | | | Multiple Subject Teaching Credential | 2 | | |
| | | | | | | General Subjects | 1 |
| | | | | | | General Subjects (Examination) | 1 |
| | | | | Single Subject Teaching Credential | 5 | | |
| | | | | | | English | 1 |
| | | | | | | Mathematics (Examination) | 2 |
| | | | | | | Science: Chemistry | 1 |
| | | | | | | Social Science (Examination) | 1 |
| | | 1 | 0.24% | DISTRICT INTERNSHIP CERTIFICATES | | | |
| | | | | District Intern Credential / Ed. Specialist | 1 | | |
| | | 1 | 0.24% | SPECIAL TEMPORARY CERTIFICATE | | Mild/Moderate Disabilities | 1 |
| | | | | Special Temporary Cert / Single Subject | 1 | | |
| | | | | | | Science: Biological Sci (Exam) | 1 |
| | | 5 | 1.18% | EMERGENCY PERMITS | | | |
| | | | | Education Specialist Instruction Permit | 1 | | |
| | | | | | | Mild/Moderate Disabilities | 1 |
| | | | | Single Subject Teaching Permit | 4 | | |
| | | | | | | Art | 1 |
| | | | | | | Foreign Language: Spanish | 1 |
| | | | | | | Music | 1 |
| | | | | | | Physical Education | 1 |

| County Name | Agency Name | Agency Total | % Agency | Credential Title | Cred Total | Subject | Subj Total |
|-------------|--|--------------|----------|--|------------|---|------------------|
| | | 404 | 95.28% | Fully Credentialed Teachers | | | |
| | MILPITAS UNIFIED SCHOOL DISTRICT Total | 424 | | | | | |
| SANTA CLARA | MONTEBELLO ELEMENTARY | 1 | 33.33% | UNIVERSITY INTERNSHIP CREDENTIALS Multiple Subject Teaching Credential | 1 | General Subjects (Examination) | 1 |
| | | 2 | 66.67% | Fully Credentialed Teachers | | | |
| | MONTEBELLO ELEMENTARY Total | 3 | | | | | |
| SANTA CLARA | MORELAND ELEMENTARY SCHOOL DISTRICT | 3 | 1.41% | EMERGENCY PERMITS Education Specialist Instruction Permit | 2 | Early Childhood Special Education Mild/Moderate Disabilities | 1 1 |
| | | | | Multiple Subject Teaching Permit | 1 | General Subjects (Examination) | 1 |
| | | 210 | 98.59% | Fully Credentialed Teachers | | | |
| | MORELAND ELEMENTARY SCHOOL DISTRICT Total | 213 | | | | | |
| SANTA CLARA | MORGAN HILL UNIFIED SCHOOL DISTRICT | 3 | 0.73% | UNIVERSITY INTERNSHIP CREDENTIALS Multiple Subject Teaching Credential | 1 | General Subjects (Examination) | 1 |
| | | | | Single Subject Teaching Credential | 2 | Music Science: Chemistry (Examination) | 1 1 |
| | | 3 | 0.73% | SPECIAL TEMPORARY CERTIFICATE Special Temporary Cert / Multiple Subject | 2 | General Subjects (Examination) | 2 |
| | | | | Special Temporary Cert / Single Subject | 1 | Physical Education | 1 |
| | | 17 | 4.12% | EMERGENCY PERMITS Education Specialist Instruction Permit | 6 | Early Childhood Special Education Mild/Moderate Disabilities | 1 5 |
| | | | | Multiple Subject Teaching Permit | 5 | General Subjects | 5 |
| | | | | Single Subject Teaching Permit | 6 | Foreign Language: Spanish (Exam) Mathematics Physical Education (Examination) Science: Biological Sciences | 1 2 2 1 |
| | | 390 | 94.43% | Fully Credentialed Teachers | | | |
| | MORGAN HILL UNIFIED SCHOOL DISTRICT Total | 413 | | | | | |
| SANTA CLARA | MOUNTAIN VIEW-LOS ALTOS UNION HIGH SCHOOL DISTRICT | 2 | 1.20% | UNIVERSITY INTERNSHIP CREDENTIALS Education Specialist Instruction Credential | 1 | Mild/Moderate Disabilities | 1 |
| | | | | Single Subject Teaching Credential | 1 | English (Examination) | 1 |
| | | 1 | 0.60% | SPECIAL TEMPORARY CERTIFICATE Special Temporary Cert / Single Subject | 1 | Mathematics (Examination) | 1 |
| | | 3 | 1.80% | EMERGENCY PERMITS Single Subject Teaching Permit | 3 | Foreign Language: Spanish Mathematics Science: Physics Social Science | 1 2 1 1 |
| | | 161 | 96.41% | Fully Credentialed Teachers | | | |
| | MOUNTAIN VIEW-LOS ALTOS UNION HIGH SCHOOL DISTRICT | 167 | | | | | |
| SANTA CLARA | MOUNTAIN VIEW-WHISMAN ELEMENTARY SCHOOL DISTRICT | 9 | 4.27% | EMERGENCY PERMITS Education Specialist Instruction Permit | 3 | Mild/Moderate Disabilities | 3 |
| | | | | Multiple Subject Teaching Permit | 2 | General Subjects General Subjects (Examination) | 1 1 |
| | | | | Single Subject Teaching Permit | 4 | Art | 1 |
| | | | | | | Foreign Language: Spanish | 2 |

| County Name | Agency Name | Agency Total | % Agency | Credential Title | Cred Total | Subject | Subj Total |
|-------------|--|--------------|----------|---|------------|----------------------------------|------------|
| | | | | | | Music | 1 |
| | | 202 | 95.73% | Fully Credentialed Teachers | | | |
| | MOUNTAIN VIEW-WHISMAN ELEMENTARY SCHOOL DISTRICT | 211 | | | | | |
| SANTA CLARA | MT. PLEASANT ELEMENTARY | 6 | 4.11% | UNIVERSITY INTERNSHIP CREDENTIALS | | | |
| | | | | Education Specialist Instruction Credential | 2 | | |
| | | | | | | Mild/Moderate Disabilities | 2 |
| | | | | Multiple Subject Teaching Credential | 4 | | |
| | | 1 | 0.68% | SPECIAL TEMPORARY CERTIFICATE | | General Subjects (Examination) | 4 |
| | | | | Special Temporary Cert / Multiple Subject | 1 | | |
| | | 3 | 2.05% | EMERGENCY PERMITS | | General Subjects (Examination) | 1 |
| | | | | Education Specialist Instruction Permit | 3 | | |
| | | | | | | Mild/Moderate Disabilities | 3 |
| | | 136 | 93.15% | Fully Credentialed Teachers | | | |
| | MT. PLEASANT ELEMENTARY Total | 146 | | | | | |
| SANTA CLARA | OAK GROVE ELEMENTARY SCHOOL DISTRICT | 12 | 2.15% | UNIVERSITY INTERNSHIP CREDENTIALS | | | |
| | | | | Education Specialist Instruction Credential | 2 | | |
| | | | | | | Mild/Moderate Disabilities | 2 |
| | | | | Multiple Subject Teaching Credential | 10 | | |
| | | 1 | 0.18% | PRE-INTERNSHIP CERTIFICATES | | General Subjects (Examination) | 10 |
| | | | | Pre-Intern Certificate / Multiple Subject | 1 | | |
| | | | | | | General Subjects | 1 |
| | | 23 | 4.11% | EMERGENCY PERMITS | | | |
| | | | | Education Specialist Instruction Permit | 7 | | |
| | | | | | | Mild/Moderate Disabilities | 6 |
| | | | | | | Moderate/Severe Disabilities | 1 |
| | | | | Multiple Subject Teaching Permit | 14 | | |
| | | | | | | General Subjects | 8 |
| | | | | | | General Subjects (Examination) | 6 |
| | | | | Single Subject Teaching Permit | 2 | | |
| | | | | | | Science: Biological Sciences | 1 |
| | | | | | | Social Science (Examination) | 1 |
| | | 523 | 93.56% | Fully Credentialed Teachers | | | |
| | OAK GROVE ELEMENTARY SCHOOL DISTRICT Total | 559 | | | | | |
| SANTA CLARA | PALO ALTO UNIFIED | 7 | 1.14% | UNIVERSITY INTERNSHIP CREDENTIALS | | | |
| | | | | Education Specialist Instruction Credential | 1 | | |
| | | | | | | Moderate/Severe Disabilities | 1 |
| | | | | Multiple Subject Teaching Credential | 1 | | |
| | | | | | | General Subjects (Examination) | 1 |
| | | | | Single Subject Teaching Credential | 5 | | |
| | | | | | | English (Examination) | 1 |
| | | | | | | Mathematics (Examination) | 1 |
| | | | | | | Physical Education (Examination) | 1 |
| | | | | | | Science: Biological Sci (Exam) | 1 |
| | | | | | | Social Science (Examination) | 1 |
| | | 4 | 0.65% | SPECIAL TEMPORARY CERTIFICATE | | | |
| | | | | Special Temporary Cert / Ed. Specialist | 1 | | |
| | | | | | | Visual Impairments | 1 |
| | | | | Special Temporary Cert / Multiple Subject | 2 | | |
| | | | | | | General Subjects (Examination) | 2 |
| | | | | Special Temporary Cert / Single Subject | 1 | | |
| | | | | | | Mathematics (Examination) | 1 |
| | | 16 | 2.60% | EMERGENCY PERMITS | | | |
| | | | | Education Specialist Instruction Permit | 5 | | |
| | | | | | | Deaf and Hard-of-Hearing | 1 |
| | | | | | | Mild/Moderate Disabilities | 3 |
| | | | | | | Moderate/Severe Disabilities | 1 |
| | | | | Multiple Subject Teaching Permit | 2 | | |
| | | | | | | General Subjects | 2 |
| | | | | Single Subject Teaching Permit | 9 | | |
| | | | | | | English | 1 |
| | | | | | | English (Examination) | 1 |

| County Name | Agency Name | Agency Total | % Agency | Credential Title | Cred Total | Subject | Subj Total |
|-------------|-------------------------|--------------|----------|---|------------|------------------------------------|------------|
| | | | | | | Foreign Language: German | 1 |
| | | | | | | Foreign Language: Spanish | 1 |
| | | | | | | Physical Education | 2 |
| | | | | | | Science: Biological Sciences | 1 |
| | | | | | | Science: Biological Sci (Exam) | 1 |
| | | | | | | Science: Chemistry | 1 |
| | | | | | | Science: Physics | 1 |
| | | | | | | Social Science (Examination) | 1 |
| | | 1 | 0.16% | CREDENTIAL WAIVERS | | | |
| | | | | Single Subject Teaching Credential | 1 | | |
| | | | | | | Foreign Language: French | 1 |
| | | 588 | 95.45% | Fully Credentialed Teachers | | | |
| | PALO ALTO UNIFIED Total | 616 | | | | | |
| SANTA CLARA | SAN JOSE UNIFIED | 34 | 2.05% | UNIVERSITY INTERNSHIP CREDENTIALS | | | |
| | | | | Education Specialist Instruction Credential | 10 | | |
| | | | | | | Mild/Moderate Disabilities | 10 |
| | | | | Multiple Subject Teaching Credential | 10 | | |
| | | | | | | General Subjects | 3 |
| | | | | | | General Subjects (Examination) | 7 |
| | | | | Single Subject Teaching Credential | 14 | | |
| | | | | | | Business (Examination) | 1 |
| | | | | | | English (Examination) | 4 |
| | | | | | | Foundational-Level Math (Exam) | 2 |
| | | | | | | Mathematics (Examination) | 2 |
| | | | | | | Music (Examination) | 1 |
| | | | | | | Physical Education (Examination) | 1 |
| | | | | | | Science: Biological Sci (Exam) | 1 |
| | | | | | | Science: Geosciences (Examination) | 1 |
| | | | | | | Social Science | 1 |
| | | | | | | Social Science (Examination) | 1 |
| | | 3 | 0.18% | DISTRICT INTERNSHIP CERTIFICATES | | | |
| | | | | District Intern Credential / Ed. Specialist | 1 | | |
| | | | | | | Mild/Moderate Disabilities | 1 |
| | | | | District Intern Credential / Single Subject | 2 | | |
| | | | | | | English | 1 |
| | | | | | | Science: Biological Sci (Exam) | 1 |
| | | 32 | 1.93% | SPECIAL TEMPORARY CERTIFICATE | | | |
| | | | | Special Temporary Cert / Ed. Specialist | 3 | | |
| | | | | | | Mild/Moderate Disabilities | 3 |
| | | | | Special Temporary Cert / Multiple Subject | 6 | | |
| | | | | | | General Subjects (Examination) | 6 |
| | | | | Special Temporary Cert / Single Subject | 23 | | |
| | | | | | | English | 2 |
| | | | | | | English (Examination) | 3 |
| | | | | | | Foreign Language: Spanish | 1 |
| | | | | | | Foreign Language: Spanish (Exam) | 1 |
| | | | | | | Foundational-Level Math (Exam) | 3 |
| | | | | | | Mathematics | 4 |
| | | | | | | Mathematics (Examination) | 1 |
| | | | | | | Music | 1 |
| | | | | | | Music (Examination) | 1 |
| | | | | | | Physical Education | 1 |
| | | | | | | Science: Biological Sciences | 1 |
| | | | | | | Science: Chemistry | 1 |
| | | | | | | Science: Chemistry (Examination) | 1 |
| | | | | | | Social Science (Examination) | 2 |
| | | 45 | 2.72% | EMERGENCY PERMITS | | | |
| | | | | Education Specialist Instruction Permit | 11 | | |
| | | | | | | Early Childhood Special Education | 4 |
| | | | | | | Mild/Moderate Disabilities | 6 |
| | | | | | | Moderate/Severe Disabilities | 2 |
| | | | | Multiple Subject Teaching Permit | 10 | | |
| | | | | | | General Subjects | 10 |
| | | | | Single Subject Teaching Permit | 24 | | |

| County Name | Agency Name | Agency Total | % Agency | Credential Title | Cred Total | Subject | Subj Total |
|-------------|--|--------------|----------|---|------------|----------------------------------|------------|
| | | | | | | Art | 3 |
| | | | | | | Business (Examination) | 1 |
| | | | | | | English | 4 |
| | | | | | | Foreign Language: Spanish | 1 |
| | | | | | | Foundational-Level Math (Exam) | 1 |
| | | | | | | Industrial and Technology Educ | 1 |
| | | | | | | Mathematics | 6 |
| | | | | | | Mathematics (Examination) | 1 |
| | | | | | | Music | 3 |
| | | | | | | Music (Examination) | 1 |
| | | | | | | Physical Education | 3 |
| | | | | | | Social Science | 1 |
| | | 5 | 0.30% | CREENTIAL WAIVERS | | | |
| | | | | Education Specialist Instruction Credential | 2 | | |
| | | | | | | Mild/Moderate Disabilities | 1 |
| | | | | | | Moderate/Severe Disabilities | 1 |
| | | | | Multiple Subject Teaching Credential | 2 | | |
| | | | | | | General Subjects | 2 |
| | | | | Single Subject Teaching Credential | 1 | | |
| | | | | | | Science: Biological Sciences | 1 |
| | | 1537 | 92.81% | Fully Credentialed Teachers | | | |
| | SAN JOSE UNIFIED Total | 1656 | | | | | |
| SANTA CLARA | SANTA CLARA COUNTY OFFICE OF EDUCATION | 26 | | UNIVERSITY INTERNSHIP CREDENTIALS | | | |
| | | | | Education Specialist Instruction Credential | 1 | | |
| | | | | | | Mild/Moderate Disabilities | 2 |
| | | | | | | Moderate/Severe Disabilities | 7 |
| | | | | | | Moderate/Severe Disabilities | 1 |
| | | | | Education Specialist Instruction Credential | 9 | | |
| | | | | | | Mild/Moderate Disabilities | 2 |
| | | | | | | Moderate/Severe Disabilities | 7 |
| | | | | | | Moderate/Severe Disabilities | 1 |
| | | | | Multiple Subject Teaching Credential | 6 | | |
| | | | | | | General Subjects | 1 |
| | | | | | | General Subjects (Examination) | 5 |
| | | | | Single Subject Teaching Credential | 1 | | |
| | | | | | | Foundational-Level Math (Exam) | 3 |
| | | | | | | Mathematics (Examination) | 2 |
| | | | | | | Physical Education (Examination) | 1 |
| | | | | | | Science: Biological Sci (Exam) | 2 |
| | | | | | | Social Science (Examination) | 1 |
| | | | | | | Social Science (Examination) | 1 |
| | | | | Single Subject Teaching Credential | 9 | | |
| | | | | | | Foundational-Level Math (Exam) | 3 |
| | | | | | | Mathematics (Examination) | 2 |
| | | | | | | Physical Education (Examination) | 1 |
| | | | | | | Science: Biological Sci (Exam) | 2 |
| | | | | | | Social Science (Examination) | 1 |
| | | | | | | Social Science (Examination) | 1 |
| | | 1 | | DISTRICT INTERNSHIP CERTIFICATES | | | |
| | | | | District Intern Credential / Single Subject | 1 | | |
| | | | | | | Mathematics | 1 |
| | | 26 | | SPECIAL TEMPORARY CERTIFICATE | | | |
| | | | | Special Temporary Cert / Ed. Specialist | 8 | | |
| | | | | | | Mild/Moderate Disabilities | 4 |
| | | | | | | Moderate/Severe Disabilities | 4 |
| | | | | Special Temporary Cert / Multiple Subject | 4 | | |
| | | | | | | General Subjects (Examination) | 3 |
| | | | | Special Temporary Cert / Single Subject | 14 | | |
| | | | | | | English | 1 |
| | | | | | | English (Examination) | 1 |
| | | | | | | Foreign Language: Spanish | 1 |
| | | | | | | Foundational-Level Math (Exam) | 1 |
| | | | | | | Health Science (Examination) | 1 |
| | | | | | | Mathematics | 1 |

| County Name | Agency Name | Agency Total | % Agency | Credential Title | Cred Total | Subject | Subj Total |
|-------------|--|--------------|----------|---|------------|-----------------------------------|------------|
| | | | | | | Music | 1 |
| | | | | | | Music (Examination) | 1 |
| | | | | | | Physical Education | 2 |
| | | | | | | Science: Biological Sci (Exam) | 1 |
| | | | | | | Social Science | 3 |
| | | | | | | Social Science (Examination) | 1 |
| | | 3 | | PRE-INTERNSHIP CERTIFICATES | | | |
| | | | | Pre-Intern Certificate / Ed. Specialist | 3 | | |
| | | | | | | Moderate/Severe Disabilities | 3 |
| | | 53 | | EMERGENCY PERMITS | | | |
| | | | | Education Specialist Instruction Permit | 44 | | |
| | | | | | | Deaf and Hard-of-Hearing | 3 |
| | | | | | | Early Childhood Special Education | 7 |
| | | | | | | Mild/Moderate Disabilities | 9 |
| | | | | | | Moderate/Severe Disabilities | 21 |
| | | | | | | Physical and Health Impairments | 6 |
| | | | | Multiple Subject Teaching Permit | 3 | | |
| | | | | | | General Subjects | 1 |
| | | | | | | General Subjects | 2 |
| | | | | | | General Subjects (Examination) | 2 |
| | | | | | | General Subjects (Examination) | 1 |
| | | | | Single Subject Teaching Permit | 1 | | |
| | | | | | | Art | 1 |
| | | | | | | English | 1 |
| | | | | | | Mathematics | 1 |
| | | | | | | Physical Education | 2 |
| | | | | | | Physical Education | 1 |
| | | | | Single Subject Teaching Permit | 5 | | |
| | | | | | | Art | 1 |
| | | | | | | English | 1 |
| | | | | | | Mathematics | 1 |
| | | | | | | Physical Education | 2 |
| | | | | | | Physical Education | 1 |
| | | 15 | | CREDENTIAL WAIVERS | | | |
| | | | | Education Specialist Instruction Credential | 15 | | |
| | | | | | | Deaf and Hard-of-Hearing | 4 |
| | | | | | | Early Childhood Special Education | 2 |
| | | | | | | Moderate/Severe Disabilities | 7 |
| | | | | | | Physical and Health Impairments | 2 |
| | SANTA CLARA COUNTY OFFICE OF EDUCATION Total | 124 | | | | | |
| | | 26 | 9.96% | UNIVERSITY INTERNSHIP CREDENTIALS | | | |
| | | | | Education Specialist Instruction Credential | 1 | | |
| | | | | | | Mild/Moderate Disabilities | 2 |
| | | | | | | Moderate/Severe Disabilities | 7 |
| | | | | | | Moderate/Severe Disabilities | 1 |
| | | | | Education Specialist Instruction Credential | 9 | | |
| | | | | | | Mild/Moderate Disabilities | 2 |
| | | | | | | Moderate/Severe Disabilities | 7 |
| | | | | | | Moderate/Severe Disabilities | 1 |
| | | | | Multiple Subject Teaching Credential | 6 | | |
| | | | | | | General Subjects | 1 |
| | | | | | | General Subjects (Examination) | 5 |
| | | | | Single Subject Teaching Credential | 1 | | |
| | | | | | | Foundational-Level Math (Exam) | 3 |
| | | | | | | Mathematics (Examination) | 2 |
| | | | | | | Physical Education (Examination) | 1 |
| | | | | | | Science: Biological Sci (Exam) | 2 |
| | | | | | | Social Science (Examination) | 1 |
| | | | | | | Social Science (Examination) | 1 |
| | | | | Single Subject Teaching Credential | 9 | | |
| | | | | | | Foundational-Level Math (Exam) | 3 |
| | | | | | | Mathematics (Examination) | 2 |
| | | | | | | Physical Education (Examination) | 1 |
| | | | | | | Science: Biological Sci (Exam) | 2 |

| County Name | Agency Name | Agency Total | % Agency | Credential Title | Cred Total | Subject | Subj Total |
|-------------|--|--------------|----------|--|------------|-----------------------------------|------------|
| | | | | | | Social Science (Examination) | 1 |
| | | | | | | Social Science (Examination) | 1 |
| | | 1 | 0.38% | DISTRICT INTERNSHIP CERTIFICATES District Intern Credential / Single Subject | 1 | | |
| | | | | | | Mathematics | 1 |
| | | 26 | 9.96% | SPECIAL TEMPORARY CERTIFICATE Special Temporary Cert / Ed. Specialist | 8 | | |
| | | | | | | Mild/Moderate Disabilities | 4 |
| | | | | | | Moderate/Severe Disabilities | 4 |
| | | | | Special Temporary Cert / Multiple Subject | 4 | | |
| | | | | Special Temporary Cert / Single Subject | 14 | General Subjects (Examination) | 3 |
| | | | | | | English | 1 |
| | | | | | | English (Examination) | 1 |
| | | | | | | Foreign Language: Spanish | 1 |
| | | | | | | Foundational-Level Math (Exam) | 1 |
| | | | | | | Health Science (Examination) | 1 |
| | | | | | | Mathematics | 1 |
| | | | | | | Music | 1 |
| | | | | | | Music (Examination) | 1 |
| | | | | | | Physical Education | 2 |
| | | | | | | Science: Biological Sci (Exam) | 1 |
| | | | | | | Social Science | 3 |
| | | | | | | Social Science (Examination) | 1 |
| | | 3 | 1.15% | PRE-INTERNSHIP CERTIFICATES Pre-Intern Certificate / Ed. Specialist | 3 | | |
| | | | | | | Moderate/Severe Disabilities | 3 |
| | | 53 | 20.31% | EMERGENCY PERMITS Education Specialist Instruction Permit | 44 | | |
| | | | | | | Deaf and Hard-of-Hearing | 3 |
| | | | | | | Early Childhood Special Education | 7 |
| | | | | | | Mild/Moderate Disabilities | 9 |
| | | | | | | Moderate/Severe Disabilities | 21 |
| | | | | | | Physical and Health Impairments | 6 |
| | | | | Multiple Subject Teaching Permit | 3 | | |
| | | | | | | General Subjects | 1 |
| | | | | | | General Subjects | 2 |
| | | | | | | General Subjects (Examination) | 2 |
| | | | | | | General Subjects (Examination) | 1 |
| | | | | Single Subject Teaching Permit | 1 | | |
| | | | | | | Art | 1 |
| | | | | | | English | 1 |
| | | | | | | Mathematics | 1 |
| | | | | | | Physical Education | 2 |
| | | | | | | Physical Education | 1 |
| | | | | Single Subject Teaching Permit | 5 | | |
| | | | | | | Art | 1 |
| | | | | | | English | 1 |
| | | | | | | Mathematics | 1 |
| | | | | | | Physical Education | 2 |
| | | | | | | Physical Education | 1 |
| | | 15 | 5.75% | CREDENTIAL WAIVERS Education Specialist Instruction Credential | 15 | | |
| | | | | | | Deaf and Hard-of-Hearing | 4 |
| | | | | | | Early Childhood Special Education | 2 |
| | | | | | | Moderate/Severe Disabilities | 7 |
| | | | | | | Physical and Health Impairments | 2 |
| | SANTA CLARA COUNTY OFFICE OF EDUCATION Total | 137 | 52.49% | Fully Credentialed Teachers | | | |
| SANTA CLARA | SANTA CLARA UNIFIED SCHOOL DISTRICT | 11 | 1.66% | UNIVERSITY INTERNSHIP CREDENTIALS Education Specialist Instruction Credential | 3 | | |
| | | | | | | Mild/Moderate Disabilities | 2 |
| | | | | | | Moderate/Severe Disabilities | 1 |
| | | | | Multiple Subject Teaching Credential | 7 | | |

| County Name | Agency Name | Agency Total | % Agency | Credential Title | Cred Total | Subject | Subj Total |
|-------------|---|--------------|----------|---|------------|-------------------------------------|------------|
| | | | | | | General Subjects (Examination) | 7 |
| | | | | Single Subject Teaching Credential | 1 | | |
| | | 3 | 0.45% | SPECIAL TEMPORARY CERTIFICATE | | Mathematics | 1 |
| | | | | Special Temporary Cert / Single Subject | 3 | | |
| | | | | | | Foundational-Level Math (Exam) | 2 |
| | | 17 | 2.57% | EMERGENCY PERMITS | | Science: Physics (Examination) | 1 |
| | | | | Education Specialist Instruction Permit | 6 | | |
| | | | | | | Mild/Moderate Disabilities | 4 |
| | | | | | | Moderate/Severe Disabilities | 2 |
| | | | | Multiple Subject Teaching Permit | 7 | | |
| | | | | | | General Subjects | 4 |
| | | | | | | General Subjects (Examination) | 3 |
| | | | | Single Subject Teaching Permit | 4 | | |
| | | | | | | Mathematics | 1 |
| | | | | | | Mathematics (Examination) | 1 |
| | | | | | | Physical Education | 1 |
| | | | | | | Science: Biological Sciences | 1 |
| | | 630 | 95.31% | Fully Credentialed Teachers | | | |
| | SANTA CLARA UNIFIED SCHOOL DISTRICT Total | 661 | | | | | |
| SANTA CLARA | SARATOGA UNION ELEMENTARY SCHOOL DISTRICT | 1 | 0.86% | UNIVERSITY INTERNSHIP CREDENTIALS | | | |
| | | | | Multiple Subject Teaching Credential | 1 | | |
| | | | | | | General Subjects (Examination) | 1 |
| | | 2 | 1.72% | EMERGENCY PERMITS | | | |
| | | | | Single Subject Teaching Permit | 2 | | |
| | | | | | | English | 1 |
| | | | | | | Mathematics | 1 |
| | | 113 | 97.41% | Fully Credentialed Teachers | | | |
| | SARATOGA UNION ELEMENTARY SCHOOL DISTRICT Total | 116 | | | | | |
| SANTA CLARA | SUNNYVALE ELEMENTARY | 6 | 1.96% | UNIVERSITY INTERNSHIP CREDENTIALS | | | |
| | | | | Education Specialist Instruction Credential | 3 | | |
| | | | | | | Mild/Moderate Disabilities | 2 |
| | | | | | | Moderate/Severe Disabilities | 1 |
| | | | | Multiple Subject Teaching Credential | 2 | | |
| | | | | | | General Subjects (Examination) | 2 |
| | | | | Single Subject Teaching Credential | 1 | | |
| | | | | | | Mathematics (Examination) | 1 |
| | | 9 | 2.94% | EMERGENCY PERMITS | | | |
| | | | | Education Specialist Instruction Permit | 3 | | |
| | | | | | | Mild/Moderate Disabilities | 3 |
| | | | | Multiple Subject Teaching Permit | 5 | | |
| | | | | | | General Subjects | 3 |
| | | | | | | General Subjects (Examination) | 2 |
| | | | | Single Subject Teaching Permit | 1 | | |
| | | | | | | Biological Sci (Specialized) (Exam) | 1 |
| | | 291 | 95.10% | Fully Credentialed Teachers | | | |
| | SUNNYVALE ELEMENTARY Total | 306 | | | | | |
| SANTA CLARA | UNION ELEMENTARY SCHOOL DISTRICT | 1 | 0.48% | SPECIAL TEMPORARY CERTIFICATE | | | |
| | | | | Special Temporary Cert / Multiple Subject | 1 | | |
| | | | | | | General Subjects (Examination) | 1 |
| | | 3 | 1.43% | EMERGENCY PERMITS | | | |
| | | | | Education Specialist Instruction Permit | 1 | | |
| | | | | | | Mild/Moderate Disabilities | 1 |
| | | | | Single Subject Teaching Permit | 2 | | |
| | | | | | | Physical Education | 1 |
| | | | | | | Science: Biological Sciences | 1 |
| | | 206 | 98.10% | Fully Credentialed Teachers | | | |
| | UNION ELEMENTARY SCHOOL DISTRICT Total | 210 | | | | | |
| SANTA CRUZ | HAPPY VALLEY ELEMENTARY SCHOOL DISTRICT | 1 | 12.50% | EMERGENCY PERMITS | | | |
| | | | | Education Specialist Instruction Permit | 1 | | |
| | | | | | | Mild/Moderate Disabilities | 1 |
| | | 7 | 87.50% | Fully Credentialed Teachers | | | |
| | HAPPY VALLEY ELEMENTARY SCHOOL DISTRICT Total | 8 | | | | | |

| County Name | Agency Name | Agency Total | % Agency | Credential Title | Cred Total | Subject | Subj Total |
|-------------|---|--------------|----------|---|------------|----------------------------------|------------|
| SANTA CRUZ | LIVE OAK ELEMENTARY SCHOOL DISTRICT | 1 | 0.96% | EMERGENCY PERMITS | | | |
| | | | | Education Specialist Instruction Permit | 1 | | |
| | | 103 | 99.04% | Fully Credentialed Teachers | | Mild/Moderate Disabilities | 1 |
| | LIVE OAK ELEMENTARY SCHOOL DISTRICT Total | 104 | | | | | |
| SANTA CRUZ | MOUNTAIN ELEMENTARY SCHOOL DISTRICT | 1 | 12.50% | EMERGENCY PERMITS | | | |
| | | | | Single Subject Teaching Permit | 1 | | |
| | | 7 | 87.50% | Fully Credentialed Teachers | | Music (Examination) | 1 |
| | MOUNTAIN ELEMENTARY SCHOOL DISTRICT Total | 8 | | | | | |
| SANTA CRUZ | PAJARO VALLEY UNIFIED SCHOOL DISTRICT | 17 | 1.95% | UNIVERSITY INTERNSHIP CREDENTIALS | | | |
| | | | | Education Specialist Instruction Credential | 13 | | |
| | | | | | | Deaf and Hard-of-Hearing | 1 |
| | | | | | | Mild/Moderate Disabilities | 7 |
| | | | | | | Moderate/Severe Disabilities | 6 |
| | | | | Multiple Subject Teaching Credential | 3 | | |
| | | | | | | General Subjects (Examination) | 3 |
| | | | | Single Subject Teaching Credential | 1 | | |
| | | | | | | Science: Chemistry (Examination) | 1 |
| | | 6 | 0.69% | SPECIAL TEMPORARY CERTIFICATE | | | |
| | | | | Special Temporary Cert / Multiple Subject | 1 | | |
| | | | | | | General Subjects (Examination) | 1 |
| | | | | Special Temporary Cert / Single Subject | 5 | | |
| | | | | | | Business | 1 |
| | | | | | | Health Science (Examination) | 1 |
| | | | | | | Physical Education | 1 |
| | | | | | | Physical Education (Examination) | 1 |
| | | | | | | Science: Biological Sci (Exam) | 1 |
| | | | | | | Social Science (Examination) | 1 |
| | | 87 | 9.98% | EMERGENCY PERMITS | | | |
| | | | | Education Specialist Instruction Permit | 18 | | |
| | | | | | | Deaf and Hard-of-Hearing | 1 |
| | | | | | | Mild/Moderate Disabilities | 10 |
| | | | | | | Moderate/Severe Disabilities | 5 |
| | | | | | | Physical and Health Impairments | 1 |
| | | | | | | Visual Impairments | 1 |
| | | | | Multiple Subject Teaching Permit | 58 | | |
| | | | | | | General Subjects | 37 |
| | | | | | | General Subjects (Examination) | 21 |
| | | | | Single Subject Teaching Permit | 11 | | |
| | | | | | | English | 3 |
| | | | | | | Foundational-Level Math (Exam) | 1 |
| | | | | | | Mathematics | 2 |
| | | | | | | Music | 1 |
| | | | | | | Science: Biological Sciences | 1 |
| | | | | | | Science: Biological Sci (Exam) | 1 |
| | | | | | | Science: Chemistry | 1 |
| | | | | | | Social Science | 2 |
| | | | | | | Social Science (Examination) | 1 |
| | | 1 | 0.11% | CREDENTIAL WAIVERS | | | |
| | | | | Education Specialist Instruction Credential | 1 | | |
| | | | | | | Mild/Moderate Disabilities | 1 |
| | | 761 | 87.27% | Fully Credentialed Teachers | | | |
| | PAJARO VALLEY UNIFIED SCHOOL DISTRICT Total | 872 | | | | | |
| SANTA CRUZ | SAN LORENZO VALLEY UNIFIED SCHOOL DISTRICT | 1 | 0.64% | SPECIAL TEMPORARY CERTIFICATE | | | |
| | | | | Special Temporary Cert / Single Subject | 1 | | |
| | | | | | | Foreign Language: French (Exam) | 1 |
| | | 5 | 3.18% | EMERGENCY PERMITS | | | |
| | | | | Education Specialist Instruction Permit | 2 | | |
| | | | | | | Mild/Moderate Disabilities | 2 |
| | | | | Single Subject Teaching Permit | 3 | | |
| | | | | | | English | 1 |
| | | | | | | Music | 1 |
| | | | | | | Social Science | 1 |

| County Name | Agency Name | Agency Total | % Agency | Credential Title | Cred Total | Subject | Subj Total |
|-------------|--|--------------|----------|---|------------|-----------------------------------|------------|
| | | 151 | 96.18% | Fully Credentialed Teachers | | | |
| | SAN LORENZO VALLEY UNIFIED SCHOOL DISTRICT Total | 157 | | | | | |
| SANTA CRUZ | SANTA CRUZ CITY ELEMENTARY SCHOOL DISTRICT | 2 | 1.65% | EMERGENCY PERMITS | | | |
| | | | | Multiple Subject Teaching Permit | 1 | General Subjects | 1 |
| | | | | Single Subject Teaching Permit | 1 | Music | 1 |
| | | 119 | 98.35% | Fully Credentialed Teachers | | | |
| | SANTA CRUZ CITY ELEMENTARY SCHOOL DISTRICT Total | 121 | | | | | |
| SANTA CRUZ | SANTA CRUZ CITY HIGH SCHOOL DISTRICT | 2 | 0.93% | UNIVERSITY INTERNSHIP CREDENTIALS | | | |
| | | | | Education Specialist Instruction Credential | 1 | Mild/Moderate Disabilities | 1 |
| | | | | Single Subject Teaching Credential | 1 | Life Science | 1 |
| | | 1 | 0.47% | SPECIAL TEMPORARY CERTIFICATE | | | |
| | | | | Special Temporary Cert / Single Subject | 1 | Social Science (Examination) | 1 |
| | | 6 | 2.79% | EMERGENCY PERMITS | | | |
| | | | | Education Specialist Instruction Permit | 1 | Mild/Moderate Disabilities | 1 |
| | | | | Single Subject Teaching Permit | 5 | Art | 1 |
| | | | | | | English (Examination) | 1 |
| | | | | | | Mathematics | 2 |
| | | | | | | Social Science (Examination) | 1 |
| | | 2 | 0.93% | CREDENTIAL WAIVERS | | | |
| | | | | Education Specialist Instruction Credential | 1 | Mild/Moderate Disabilities | 1 |
| | | | | Single Subject Teaching Credential | 1 | Mathematics | 1 |
| | | 204 | 94.88% | Fully Credentialed Teachers | | | |
| | SANTA CRUZ CITY HIGH SCHOOL DISTRICT Total | 215 | | | | | |
| SANTA CRUZ | SANTA CRUZ COUNTY OFFICE OF EDUCATION | 4 | 5.97% | UNIVERSITY INTERNSHIP CREDENTIALS | | | |
| | | | | Education Specialist Instruction Credential | 2 | Early Childhood Special Education | 1 |
| | | | | | | Mild/Moderate Disabilities | 1 |
| | | | | Multiple Subject Teaching Credential | 1 | General Subjects (Examination) | 1 |
| | | | | Single Subject Teaching Credential | 1 | Biological Sciences (Specialized) | 1 |
| | | | | | | Chemistry (Specialized) | 1 |
| | | 3 | 4.48% | SPECIAL TEMPORARY CERTIFICATE | | | |
| | | | | Special Temporary Cert / Multiple Subject | 1 | General Subjects (Examination) | 1 |
| | | | | Special Temporary Cert / Single Subject | 2 | Biological Sciences (Specialized) | 1 |
| | | | | | | Chemistry (Specialized) | 1 |
| | | | | | | English (Examination) | 1 |
| | | 6 | 8.96% | EMERGENCY PERMITS | | | |
| | | | | Education Specialist Instruction Permit | 3 | Mild/Moderate Disabilities | 1 |
| | | | | | | Moderate/Severe Disabilities | 1 |
| | | | | Multiple Subject Teaching Permit | 2 | Visual Impairments | 1 |
| | | | | | | General Subjects | 1 |
| | | | | | | General Subjects (Examination) | 1 |
| | | | | Single Subject Teaching Permit | 1 | Social Science | 1 |
| | | 54 | 80.60% | Fully Credentialed Teachers | | | |
| | SANTA CRUZ COUNTY OFFICE OF EDUCATION Total | 67 | | | | | |
| SANTA CRUZ | SCOTT'S VALLEY UNIFIED SCHOOL DISTRICT | 1 | 0.76% | UNIVERSITY INTERNSHIP CREDENTIALS | | | |
| | | | | Single Subject Teaching Credential | 1 | Foreign Language: Spanish | 1 |
| | | 5 | 3.82% | EMERGENCY PERMITS | | | |

| County Name | Agency Name | Agency Total | % Agency | Credential Title | Cred Total | Subject | Subj Total |
|-------------|--|--------------|----------|---|------------|-----------------------------------|------------|
| | | | | Education Specialist Instruction Permit | 1 | | |
| | | | | | | Mild/Moderate Disabilities | 1 |
| | | | | Multiple Subject Teaching Permit | 1 | | |
| | | | | | | General Subjects | 1 |
| | | | | Single Subject Teaching Permit | 3 | | |
| | | | | | | English | 1 |
| | | | | | | Foreign Language: Spanish | 1 |
| | | | | | | Science: Chemistry | 1 |
| | | | | | | Science: Physics | 1 |
| | | 125 | 95.42% | Fully Credentialed Teachers | | | |
| | SCOTT'S VALLEY UNIFIED SCHOOL DISTRICT Total | 131 | | | | | |
| SANTA CRUZ | SOQUEL UNION ELEMENTARY SCHOOL DISTRICT | 1 | 1.03% | UNIVERSITY INTERNSHIP CREDENTIALS | | | |
| | | | | Education Specialist Instruction Credential | 1 | | |
| | | 1 | 1.03% | EMERGENCY PERMITS | | Mild/Moderate Disabilities | 1 |
| | | | | Multiple Subject Teaching Permit | 1 | | |
| | | | | | | General Subjects | 1 |
| | | 95 | 97.94% | Fully Credentialed Teachers | | | |
| | SOQUEL UNION ELEMENTARY SCHOOL DISTRICT Total | 97 | | | | | |
| SHASTA | CASCADE UNION ELEMENTARY SCHOOL DISTRICT | 1 | 1.28% | UNIVERSITY INTERNSHIP CREDENTIALS | | | |
| | | | | Education Specialist Instruction Credential | 1 | | |
| | | 6 | 7.69% | EMERGENCY PERMITS | | Mild/Moderate Disabilities | 1 |
| | | | | Education Specialist Instruction Permit | 2 | | |
| | | | | | | Early Childhood Special Education | 1 |
| | | | | | | Mild/Moderate Disabilities | 1 |
| | | | | Multiple Subject Teaching Permit | 4 | | |
| | | | | | | General Subjects | 4 |
| | | 71 | 91.03% | Fully Credentialed Teachers | | | |
| | CASCADE UNION ELEMENTARY SCHOOL DISTRICT Total | 78 | | | | | |
| SHASTA | COTTONWOOD UNION ELEMENTARY | 1 | 1.54% | SPECIAL TEMPORARY CERTIFICATE | | | |
| | | | | Special Temporary Cert / Ed. Specialist | 1 | | |
| | | 64 | 98.46% | Fully Credentialed Teachers | | Mild/Moderate Disabilities | 1 |
| | COTTONWOOD UNION ELEMENTARY Total | 65 | | | | | |
| SHASTA | ENTERPRISE ELEMENTARY SCHOOL DISTRICT | 1 | 0.53% | EMERGENCY PERMITS | | | |
| | | | | Education Specialist Instruction Permit | 1 | | |
| | | 189 | 99.47% | Fully Credentialed Teachers | | Mild/Moderate Disabilities | 1 |
| | ENTERPRISE ELEMENTARY SCHOOL DISTRICT Total | 190 | | | | | |
| SHASTA | GATEWAY UNIFIED SCHOOL DISTRICT | 1 | 0.52% | UNIVERSITY INTERNSHIP CREDENTIALS | | | |
| | | | | Education Specialist Instruction Credential | 1 | | |
| | | 2 | 1.04% | EMERGENCY PERMITS | | Mild/Moderate Disabilities | 1 |
| | | | | Education Specialist Instruction Permit | 2 | | |
| | | | | | | Mild/Moderate Disabilities | 1 |
| | | | | | | Moderate/Severe Disabilities | 1 |
| | | 189 | 98.44% | Fully Credentialed Teachers | | | |
| | GATEWAY UNIFIED SCHOOL DISTRICT Total | 192 | | | | | |
| SHASTA | JUNCTION ELEMENTARY | 1 | 4.35% | EMERGENCY PERMITS | | | |
| | | | | Education Specialist Instruction Permit | 1 | | |
| | | 22 | 95.65% | Fully Credentialed Teachers | | Mild/Moderate Disabilities | 1 |
| | JUNCTION ELEMENTARY Total | 23 | | | | | |
| SHASTA | PACHECO UNION ELEMENTARY SCHOOL DISTRICT | 1 | 2.78% | EMERGENCY PERMITS | | | |
| | | | | Multiple Subject Teaching Permit | 1 | | |
| | | 35 | 97.22% | Fully Credentialed Teachers | | General Subjects | 1 |
| | PACHECO UNION ELEMENTARY SCHOOL DISTRICT Total | 36 | | | | | |
| SHASTA | REDDING ELEMENTARY SCHOOL DISTRICT | 1 | 0.53% | EMERGENCY PERMITS | | | |
| | | | | Single Subject Teaching Permit | 1 | | |
| | | 188 | 99.47% | Fully Credentialed Teachers | | Music | 1 |
| | REDDING ELEMENTARY SCHOOL DISTRICT Total | 189 | | | | | |

| County Name | Agency Name | Agency Total | % Agency | Credential Title | Cred Total | Subject | Subj Total |
|-------------|---|--------------|----------|---|------------|-----------------------------------|------------|
| SHASTA | SHASTA COUNTY OFFICE OF EDUCATION | 8 | 14.55% | UNIVERSITY INTERNSHIP CREDENTIALS | | | |
| | | | | Education Specialist Instruction Credential | 8 | | |
| | | | | | | Mild/Moderate Disabilities | 7 |
| | | | | | | Moderate/Severe Disabilities | 1 |
| | | 8 | 14.55% | EMERGENCY PERMITS | | | |
| | | | | Education Specialist Instruction Permit | 8 | | |
| | | | | | | Deaf and Hard-of-Hearing | 2 |
| | | | | | | Early Childhood Special Education | 4 |
| | | | | | | Mild/Moderate Disabilities | 1 |
| | | | | | | Visual Impairments | 1 |
| | SHASTA COUNTY OFFICE OF EDUCATION Total | 55 | | Fully Credentialed Teachers | | | |
| SHASTA | SHASTA UNION HIGH SCHOOL DISTRICT | 2 | 0.79% | EMERGENCY PERMITS | | | |
| | | | | Education Specialist Instruction Permit | 1 | | |
| | | | | | | Mild/Moderate Disabilities | 1 |
| | | | | Single Subject Teaching Permit | 1 | | |
| | | | | | | Mathematics | 1 |
| | | 251 | 99.21% | Fully Credentialed Teachers | | | |
| | SHASTA UNION HIGH SCHOOL DISTRICT Total | 253 | | | | | |
| SISKIYOU | DUNSMUIR ELEMENTARY | 1 | 8.33% | UNIVERSITY INTERNSHIP CREDENTIALS | | | |
| | | | | Multiple Subject Teaching Credential | 1 | | |
| | | | | | | General Subjects (Examination) | 1 |
| | | 11 | 91.67% | Fully Credentialed Teachers | | | |
| | DUNSMUIR ELEMENTARY Total | 12 | | | | | |
| SISKIYOU | ETNA UNION HIGH | 1 | 4.76% | UNIVERSITY INTERNSHIP CREDENTIALS | | | |
| | | | | Education Specialist Instruction Credential | 1 | | |
| | | | | | | Mild/Moderate Disabilities | 1 |
| | | 20 | 95.24% | Fully Credentialed Teachers | | | |
| | ETNA UNION HIGH Total | 21 | | | | | |
| SISKIYOU | HAPPY CAMP UNION ELEMENTARY | 1 | 10.00% | UNIVERSITY INTERNSHIP CREDENTIALS | | | |
| | | | | Education Specialist Instruction Credential | 1 | | |
| | | | | | | Mild/Moderate Disabilities | 1 |
| | | 9 | 90.00% | Fully Credentialed Teachers | | | |
| | HAPPY CAMP UNION ELEMENTARY Total | 10 | | | | | |
| SISKIYOU | SISKIYOU COUNTY OFFICE OF EDUCATION | 2 | 14.29% | UNIVERSITY INTERNSHIP CREDENTIALS | | | |
| | | | | Education Specialist Instruction Credential | 2 | | |
| | | | | | | Mild/Moderate Disabilities | 1 |
| | | | | | | Moderate/Severe Disabilities | 1 |
| | | 12 | 85.71% | Fully Credentialed Teachers | | | |
| | SISKIYOU COUNTY OFFICE OF EDUCATION Total | 14 | | | | | |
| SISKIYOU | SISKIYOU UNION HIGH | 1 | 1.56% | UNIVERSITY INTERNSHIP CREDENTIALS | | | |
| | | | | Multiple Subject Teaching Credential | 1 | | |
| | | | | | | General Subjects (Examination) | 1 |
| | | 1 | 1.56% | SPECIAL TEMPORARY CERTIFICATE | | | |
| | | | | Special Temporary Cert / Single Subject | 1 | | |
| | | | | | | Foundational-Level Math (Exam) | 1 |
| | | 62 | 96.88% | Fully Credentialed Teachers | | | |
| | SISKIYOU UNION HIGH Total | 64 | | | | | |
| SOLANO | BENICIA UNIFIED SCHOOL DISTRICT | 1 | 0.40% | UNIVERSITY INTERNSHIP CREDENTIALS | | | |
| | | | | Multiple Subject Teaching Credential | 1 | | |
| | | | | | | General Subjects | 1 |
| | | 5 | 1.98% | EMERGENCY PERMITS | | | |
| | | | | Education Specialist Instruction Permit | 4 | | |
| | | | | | | Early Childhood Special Education | 1 |
| | | | | | | Mild/Moderate Disabilities | 3 |
| | | | | Single Subject Teaching Permit | 1 | | |
| | | | | | | Mathematics | 1 |
| | | 247 | 97.63% | Fully Credentialed Teachers | | | |
| | BENICIA UNIFIED SCHOOL DISTRICT Total | 253 | | | | | |
| SOLANO | DIXON UNIFIED SCHOOL DISTRICT | 1 | 0.52% | UNIVERSITY INTERNSHIP CREDENTIALS | | | |
| | | | | Multiple Subject Teaching Credential | 1 | | |
| | | | | | | General Subjects (Examination) | 1 |
| | | 2 | 1.04% | SPECIAL TEMPORARY CERTIFICATE | | | |
| | | | | Special Temporary Cert / Ed. Specialist | 1 | | |

| County Name | Agency Name | Agency Total | % Agency | Credential Title | Cred Total | Subject | Subj Total |
|-------------|--|--------------|----------|---|------------|-----------------------------------|------------|
| | | | | | | Mild/Moderate Disabilities | 1 |
| | | | | Special Temporary Cert / Single Subject | 1 | | |
| | | 4 | 2.07% | EMERGENCY PERMITS | | English (Examination) | 1 |
| | | | | Education Specialist Instruction Permit | 1 | | |
| | | | | Single Subject Teaching Permit | 3 | Mild/Moderate Disabilities | 1 |
| | | | | | | English | 1 |
| | | | | | | English (Examination) | 1 |
| | | | | | | Mathematics (Examination) | 1 |
| | | 186 | 96.37% | Fully Credentialed Teachers | | | |
| | DIXON UNIFIED SCHOOL DISTRICT Total | 193 | | | | | |
| SOLANO | FAIRFIELD-SUISUN UNIFIED SCHOOL DISTRICT | 9 | 0.79% | UNIVERSITY INTERNSHIP CREDENTIALS | | | |
| | | | | Education Specialist Instruction Credential | 1 | | |
| | | | | | | Mild/Moderate Disabilities | 1 |
| | | | | Multiple Subject Teaching Credential | 3 | | |
| | | | | | | General Subjects (Examination) | 3 |
| | | | | Single Subject Teaching Credential | 5 | | |
| | | | | | | English | 1 |
| | | | | | | Foreign Language: Spanish | 2 |
| | | | | | | Foreign Language: Spanish (Exam) | 1 |
| | | | | | | Music (Examination) | 1 |
| | | 7 | 0.62% | DISTRICT INTERNSHIP CERTIFICATES | | | |
| | | | | District Intern Credential / Ed. Specialist | 4 | | |
| | | | | | | Mild/Moderate Disabilities | 4 |
| | | | | District Intern Credential / Single Subject | 3 | | |
| | | | | | | English | 1 |
| | | | | | | Foundational-Level Math (Exam) | 1 |
| | | | | | | Physical Education | 1 |
| | | 68 | 5.98% | EMERGENCY PERMITS | | | |
| | | | | Education Specialist Instruction Permit | 22 | | |
| | | | | | | Early Childhood Special Education | 1 |
| | | | | | | Mild/Moderate Disabilities | 20 |
| | | | | | | Moderate/Severe Disabilities | 1 |
| | | | | Multiple Subject Teaching Permit | 20 | | |
| | | | | | | General Subjects | 15 |
| | | | | | | General Subjects (Examination) | 5 |
| | | | | Single Subject Teaching Permit | 26 | | |
| | | | | | | English | 4 |
| | | | | | | Foreign Language: Spanish | 1 |
| | | | | | | Mathematics | 9 |
| | | | | | | Physical Education | 2 |
| | | | | | | Science: Biological Sciences | 5 |
| | | | | | | Science: Chemistry | 1 |
| | | | | | | Social Science | 6 |
| | | 8 | 0.70% | CREDENTIAL WAIVERS | | | |
| | | | | Education Specialist Instruction Credential | 4 | | |
| | | | | | | Mild/Moderate Disabilities | 4 |
| | | | | Multiple Subject Teaching Credential | 1 | | |
| | | | | | | General Subjects | 1 |
| | | | | Single Subject Teaching Credential | 3 | | |
| | | | | | | Foreign Language: Spanish | 1 |
| | | | | | | Mathematics | 2 |
| | | 1046 | 91.92% | Fully Credentialed Teachers | | | |
| | FAIRFIELD-SUISUN UNIFIED SCHOOL DISTRICT Total | 1138 | | | | | |
| SOLANO | SOLANO COUNTY OFFICE OF EDUCATION | 1 | 1.72% | PRE-INTERNSHIP CERTIFICATES | | | |
| | | | | Pre-Intern Certificate / Ed. Specialist | 1 | | |
| | | | | | | Moderate/Severe Disabilities | 1 |
| | | 7 | 12.07% | EMERGENCY PERMITS | | | |
| | | | | Education Specialist Instruction Permit | 7 | | |
| | | | | | | Deaf and Hard-of-Hearing | 2 |
| | | | | | | Early Childhood Special Education | 1 |
| | | | | | | Moderate/Severe Disabilities | 4 |
| | | 5 | 8.62% | CREDENTIAL WAIVERS | | | |

| County Name | Agency Name | Agency Total | % Agency | Credential Title | Cred Total | Subject | Subj Total |
|-------------|---|--------------|----------|---|------------|-----------------------------------|------------|
| | | | | Education Specialist Instruction Credential | 5 | | |
| | | | | | | Early Childhood Special Education | 1 |
| | | | | | | Moderate/Severe Disabilities | 4 |
| | | 45 | 77.59% | Fully Credentialed Teachers | | | |
| | SOLANO COUNTY OFFICE OF EDUCATION Total | 58 | | | | | |
| SOLANO | TRAVIS UNIFIED SCHOOL DISTRICT | 1 | 0.36% | UNIVERSITY INTERNSHIP CREDENTIALS | | | |
| | | | | Education Specialist Instruction Credential | 1 | | |
| | | | | | | Moderate/Severe Disabilities | 1 |
| | | 6 | 2.16% | EMERGENCY PERMITS | | | |
| | | | | Education Specialist Instruction Permit | 2 | | |
| | | | | | | Early Childhood Special Education | 2 |
| | | | | | | Moderate/Severe Disabilities | 1 |
| | | | | Multiple Subject Teaching Permit | 1 | | |
| | | | | | | General Subjects (Examination) | 1 |
| | | | | Single Subject Teaching Permit | 3 | | |
| | | | | | | English | 1 |
| | | | | | | Mathematics | 1 |
| | | | | | | Science: Biological Sciences | 1 |
| | | 271 | 97.48% | Fully Credentialed Teachers | | | |
| | TRAVIS UNIFIED SCHOOL DISTRICT Total | 278 | | | | | |
| SOLANO | VACAVILLE UNIFIED SCHOOL DISTRICT | 2 | 0.30% | UNIVERSITY INTERNSHIP CREDENTIALS | | | |
| | | | | Education Specialist Instruction Credential | 2 | | |
| | | | | | | Mild/Moderate Disabilities | 1 |
| | | | | | | Moderate/Severe Disabilities | 1 |
| | | 2 | 0.30% | DISTRICT INTERNSHIP CERTIFICATES | | | |
| | | | | District Intern Credential / Ed. Specialist | 2 | | |
| | | | | | | Mild/Moderate Disabilities | 2 |
| | | 1 | 0.15% | SPECIAL TEMPORARY CERTIFICATE | | | |
| | | | | Special Temporary Cert / Ed. Specialist | 1 | | |
| | | | | | | Mild/Moderate Disabilities | 1 |
| | | 2 | 0.30% | PRE-INTERNSHIP CERTIFICATES | | | |
| | | | | Pre-Intern Certificate / Ed. Specialist | 1 | | |
| | | | | | | Mild/Moderate Disabilities | 1 |
| | | | | Pre-Intern Certificate / Single Subject | 1 | | |
| | | | | | | Music | 1 |
| | | 25 | 3.80% | EMERGENCY PERMITS | | | |
| | | | | Education Specialist Instruction Permit | 14 | | |
| | | | | | | Early Childhood Special Education | 2 |
| | | | | | | Mild/Moderate Disabilities | 12 |
| | | | | | | Moderate/Severe Disabilities | 1 |
| | | | | Single Subject Teaching Permit | 11 | | |
| | | | | | | Art | 1 |
| | | | | | | English | 2 |
| | | | | | | Foreign Language: Spanish | 1 |
| | | | | | | Foundational-Level Math (Exam) | 1 |
| | | | | | | Industrial and Technology Educ | 1 |
| | | | | | | Mathematics | 2 |
| | | | | | | Physical Education | 1 |
| | | | | | | Social Science | 2 |
| | | 7 | 1.06% | CREDENTIAL WAIVERS | | | |
| | | | | Education Specialist Instruction Credential | 7 | | |
| | | | | | | Mild/Moderate Disabilities | 7 |
| | | 619 | 94.07% | Fully Credentialed Teachers | | | |
| | VACAVILLE UNIFIED SCHOOL DISTRICT Total | 658 | | | | | |
| SOLANO | VALLEJO CITY UNIFIED SCHOOL DISTRICT | 5 | 0.61% | UNIVERSITY INTERNSHIP CREDENTIALS | | | |
| | | | | Education Specialist Instruction Credential | 2 | | |
| | | | | | | Mild/Moderate Disabilities | 2 |
| | | | | Multiple Subject Teaching Credential | 1 | | |
| | | | | | | General Subjects (Examination) | 1 |
| | | | | Single Subject Teaching Credential | 2 | | |
| | | | | | | Foundational-Level Math (Exam) | 1 |
| | | | | | | Physical Education | 1 |
| | | 9 | 1.10% | DISTRICT INTERNSHIP CERTIFICATES | | | |
| | | | | District Intern Credential / Ed. Specialist | 4 | | |

| County Name | Agency Name | Agency Total | % Agency | Credential Title | Cred Total | Subject | Subj Total |
|-------------|---|--------------|----------|---|------------|--------------------------------|------------|
| | | | | | | Mild/Moderate Disabilities | 4 |
| | | | | District Intern Credential / Single Subject | 5 | | |
| | | | | | | English (Examination) | 1 |
| | | | | | | Foundational-Level Math (Exam) | 1 |
| | | | | | | Physical Education | 1 |
| | | | | | | Physical Education | 1 |
| | | | | | | Science: Physics (Examination) | 1 |
| | | 2 | 0.25% | PRE-INTERNSHIP CERTIFICATES | | | |
| | | | | Pre-Intern Certificate / Ed. Specialist | 1 | | |
| | | | | | | Moderate/Severe Disabilities | 1 |
| | | | | Pre-Intern Certificate / Single Subject | 1 | | |
| | | | | | | Foundational-Level Mathematics | 1 |
| | | 25 | 3.07% | EMERGENCY PERMITS | | | |
| | | | | Education Specialist Instruction Permit | 10 | | |
| | | | | | | Deaf and Hard-of-Hearing | 1 |
| | | | | | | Mild/Moderate Disabilities | 6 |
| | | | | | | Moderate/Severe Disabilities | 3 |
| | | | | Multiple Subject Teaching Permit | 2 | | |
| | | | | | | General Subjects | 2 |
| | | | | Single Subject Teaching Permit | 13 | | |
| | | | | | | English | 1 |
| | | | | | | Mathematics | 5 |
| | | | | | | Music | 1 |
| | | | | | | Physical Education | 1 |
| | | | | | | Science: Biological Sciences | 1 |
| | | | | | | Science: Biological Sci (Exam) | 1 |
| | | | | | | Social Science | 3 |
| | | | | | | Social Science (Examination) | 1 |
| | | 4 | 0.49% | CREDENTIAL WAIVERS | | | |
| | | | | Education Specialist Instruction Credential | 2 | | |
| | | | | | | Mild/Moderate Disabilities | 1 |
| | | | | | | Moderate/Severe Disabilities | 1 |
| | | | | Single Subject Teaching Credential | 2 | | |
| | | | | | | Foreign Language: Pilipino | 1 |
| | | | | | | Foreign Language: Spanish | 1 |
| | | 770 | 94.48% | Fully Credentialed Teachers | | | |
| | VALLEJO CITY UNIFIED SCHOOL DISTRICT Total | 815 | | | | | |
| SONOMA | CLOVERDALE UNIFIED | 1 | 1.25% | UNIVERSITY INTERNSHIP CREDENTIALS | | | |
| | | | | Single Subject Teaching Credential | 1 | | |
| | | | | | | Mathematics (Examination) | 1 |
| | | 79 | 98.75% | Fully Credentialed Teachers | | | |
| | CLOVERDALE UNIFIED Total | 80 | | | | | |
| SONOMA | COTATI-ROHNERT PARK UNIFIED SCHOOL DISTRICT | 5 | 1.56% | UNIVERSITY INTERNSHIP CREDENTIALS | | | |
| | | | | Education Specialist Instruction Credential | 2 | | |
| | | | | | | Mild/Moderate Disabilities | 1 |
| | | | | | | Moderate/Severe Disabilities | 1 |
| | | | | Single Subject Teaching Credential | 3 | | |
| | | | | | | Foreign Language: Spanish | 1 |
| | | | | | | Physical Education | 1 |
| | | | | | | Science: Physics (Examination) | 1 |
| | | 1 | 0.31% | EMERGENCY PERMITS | | | |
| | | | | Multiple Subject Teaching Permit | 1 | | |
| | | | | | | General Subjects (Examination) | 1 |
| | | 314 | 98.13% | Fully Credentialed Teachers | | | |
| | COTATI-ROHNERT PARK UNIFIED SCHOOL DISTRICT Total | 320 | | | | | |
| SONOMA | FORESTVILLE UNION ELEMENTARY | 1 | 3.57% | UNIVERSITY INTERNSHIP CREDENTIALS | | | |
| | | | | Single Subject Teaching Credential | 1 | | |
| | | | | | | Science: Biological Sci (Exam) | 1 |
| | | 27 | 96.43% | Fully Credentialed Teachers | | | |
| | FORESTVILLE UNION ELEMENTARY Total | 28 | | | | | |
| SONOMA | FORT ROSS ELEMENTARY SCHOOL DISTRICT | 1 | 33.33% | UNIVERSITY INTERNSHIP CREDENTIALS | | | |
| | | | | Education Specialist Instruction Credential | 1 | | |
| | | | | | | Mild/Moderate Disabilities | 1 |
| | | 2 | 66.67% | Fully Credentialed Teachers | | | |

| County Name | Agency Name | Agency Total | % Agency | Credential Title | Cred Total | Subject | Subj Total |
|-------------|--|--------------|----------|---|------------|----------------------------------|------------|
| | FORT ROSS ELEMENTARY SCHOOL DISTRICT Total | 3 | | | | | |
| SONOMA | HARMONY UNION ELEMENTARY | 1 | 2.00% | UNIVERSITY INTERNSHIP CREDENTIALS | | | |
| | | | | Single Subject Teaching Credential | 1 | | |
| | | | | | | Life Science | 1 |
| | | 49 | 98.00% | Fully Credentialed Teachers | | | |
| | HARMONY UNION ELEMENTARY Total | 50 | | | | | |
| SONOMA | HEALDSBURG UNIFIED SCHOOL DISTRICT | 1 | 0.81% | EMERGENCY PERMITS | | | |
| | | | | Multiple Subject Teaching Permit | 1 | | |
| | | | | | | General Subjects | 1 |
| | | 122 | 99.19% | Fully Credentialed Teachers | | | |
| | HEALDSBURG UNIFIED SCHOOL DISTRICT Total | 123 | | | | | |
| SONOMA | MARK WEST UNION SCHOOL DISTRICT | 1 | 1.25% | UNIVERSITY INTERNSHIP CREDENTIALS | | | |
| | | | | Education Specialist Instruction Credential | 1 | | |
| | | | | | | Mild/Moderate Disabilities | 1 |
| | | 79 | 98.75% | Fully Credentialed Teachers | | | |
| | MARK WEST UNION SCHOOL DISTRICT Total | 80 | | | | | |
| SONOMA | OAK GROVE UNION ELEMENTARY | 1 | 3.33% | DISTRICT INTERNSHIP CERTIFICATES | | | |
| | | | | District Intern Credential / Single Subject | 1 | | |
| | | | | | | Social Science | 1 |
| | | 29 | 96.67% | Fully Credentialed Teachers | | | |
| | OAK GROVE UNION ELEMENTARY Total | 30 | | | | | |
| SONOMA | PETALUMA CITY ELEMENTARY SCHOOL DISTRICT | 1 | 0.88% | EMERGENCY PERMITS | | | |
| | | | | Education Specialist Instruction Permit | 1 | | |
| | | | | | | Mild/Moderate Disabilities | 1 |
| | | 113 | 99.12% | Fully Credentialed Teachers | | | |
| | PETALUMA CITY ELEMENTARY SCHOOL DISTRICT Total | 114 | | | | | |
| SONOMA | PETALUMA JOINT UNION HIGH SCHOOL DISTRICT | 2 | 0.76% | UNIVERSITY INTERNSHIP CREDENTIALS | | | |
| | | | | Education Specialist Instruction Credential | 1 | | |
| | | | | | | Mild/Moderate Disabilities | 1 |
| | | | | Single Subject Teaching Credential | 1 | | |
| | | | | | | Science: Chemistry (Examination) | 1 |
| | | 1 | 0.38% | EMERGENCY PERMITS | | | |
| | | | | Single Subject Teaching Permit | 1 | | |
| | | | | | | Foreign Language: Spanish | 1 |
| | | 261 | 98.86% | Fully Credentialed Teachers | | | |
| | PETALUMA JOINT UNION HIGH SCHOOL DISTRICT Total | 264 | | | | | |
| SONOMA | RINCON VALLEY UNION ELEMENTARY SCHOOL DISTRICT | 1 | 0.68% | UNIVERSITY INTERNSHIP CREDENTIALS | | | |
| | | | | Education Specialist Instruction Credential | 1 | | |
| | | | | | | Moderate/Severe Disabilities | 1 |
| | | 145 | 99.32% | Fully Credentialed Teachers | | | |
| | RINCON VALLEY UNION ELEMENTARY SCHOOL DISTRICT Total | 146 | | | | | |
| SONOMA | ROSELAND ELEMENTARY SCHOOL DISTRICT | 1 | 1.30% | UNIVERSITY INTERNSHIP CREDENTIALS | | | |
| | | | | Multiple Subject Teaching Credential | 1 | | |
| | | | | | | General Subjects (Examination) | 1 |
| | | 76 | 98.70% | Fully Credentialed Teachers | | | |
| | ROSELAND ELEMENTARY SCHOOL DISTRICT Total | 77 | | | | | |
| SONOMA | SANTA ROSA ELEMENTARY, CITY OF | 1 | 0.38% | UNIVERSITY INTERNSHIP CREDENTIALS | | | |
| | | | | Education Specialist Instruction Credential | 1 | | |
| | | | | | | Mild/Moderate Disabilities | 1 |
| | | 264 | 99.62% | Fully Credentialed Teachers | | | |
| | SANTA ROSA ELEMENTARY, CITY OF Total | 265 | | | | | |
| SONOMA | SANTA ROSA HIGH SCHOOL DISTRICT, CITY OF | 3 | 0.52% | UNIVERSITY INTERNSHIP CREDENTIALS | | | |
| | | | | Education Specialist Instruction Credential | 2 | | |
| | | | | | | Mild/Moderate Disabilities | 1 |
| | | | | | | Moderate/Severe Disabilities | 1 |
| | | | | Single Subject Teaching Credential | 1 | | |
| | | | | | | Mathematics (Examination) | 1 |
| | | 2 | 0.35% | EMERGENCY PERMITS | | | |
| | | | | Single Subject Teaching Permit | 2 | | |
| | | | | | | Foreign Language: Spanish | 1 |
| | | | | | | Physical Education | 1 |
| | | 570 | 99.13% | Fully Credentialed Teachers | | | |
| | SANTA ROSA HIGH SCHOOL DISTRICT, CITY OF Total | 575 | | | | | |
| SONOMA | SEBASTOPOL UNION ELEMENTARY SCHOOL DISTRICT | 1 | 1.64% | UNIVERSITY INTERNSHIP CREDENTIALS | | | |

| County Name | Agency Name | Agency Total | % Agency | Credential Title | Cred Total | Subject | Subj Total |
|-------------|---|--------------|----------|---|------------|-----------------------------------|------------|
| | | | | Multiple Subject Teaching Credential | 1 | | |
| | | 60 | 98.36% | Fully Credentialed Teachers | | General Subjects (Examination) | 1 |
| | SEBASTOPOL UNION ELEMENTARY SCHOOL DISTRICT Total | 61 | | | | | |
| SONOMA | SONOMA COUNTY OFFICE OF EDUCATION | 1 | 0.78% | UNIVERSITY INTERNSHIP CREDENTIALS | | | |
| | | | | Education Specialist Instruction Credential | 1 | | |
| | | 3 | 2.33% | EMERGENCY PERMITS | | Mild/Moderate Disabilities | 1 |
| | | | | Education Specialist Instruction Permit | 3 | | |
| | | | | | | Early Childhood Special Education | 1 |
| | | | | | | Moderate/Severe Disabilities | 1 |
| | | | | | | Visual Impairments | 1 |
| | | 125 | 96.90% | Fully Credentialed Teachers | | | |
| | SONOMA COUNTY OFFICE OF EDUCATION Total | 129 | | | | | |
| SONOMA | SONOMA VALLEY UNIFIED SCHOOL DISTRICT | 5 | 2.06% | UNIVERSITY INTERNSHIP CREDENTIALS | | | |
| | | | | Education Specialist Instruction Credential | 1 | | |
| | | | | | | Mild/Moderate Disabilities | 1 |
| | | | | Multiple Subject Teaching Credential | 3 | | |
| | | | | | | General Subjects | 2 |
| | | | | | | General Subjects (Examination) | 1 |
| | | | | Single Subject Teaching Credential | 1 | | |
| | | | | | | Foundational-Level Math (Exam) | 1 |
| | | 238 | 97.94% | Fully Credentialed Teachers | | | |
| | SONOMA VALLEY UNIFIED SCHOOL DISTRICT Total | 243 | | | | | |
| SONOMA | WEST SONOMA COUNTY UNION HIGH SCHOOL DISTRICT | 2 | 1.71% | UNIVERSITY INTERNSHIP CREDENTIALS | | | |
| | | | | Single Subject Teaching Credential | 2 | | |
| | | | | | | English (Examination) | 1 |
| | | 3 | 2.56% | EMERGENCY PERMITS | | Physical Education (Examination) | 1 |
| | | | | Education Specialist Instruction Permit | 2 | | |
| | | | | | | Mild/Moderate Disabilities | 1 |
| | | | | | | Moderate/Severe Disabilities | 1 |
| | | | | Single Subject Teaching Permit | 1 | | |
| | | | | | | Physical Education | 1 |
| | | 112 | 95.73% | Fully Credentialed Teachers | | | |
| | WEST SONOMA COUNTY UNION HIGH SCHOOL DISTRICT Total | 117 | | | | | |
| SONOMA | WINDSOR UNIFIED SCHOOL DISTRICT | 1 | 0.43% | UNIVERSITY INTERNSHIP CREDENTIALS | | | |
| | | | | Single Subject Teaching Credential | 1 | | |
| | | 2 | 0.87% | EMERGENCY PERMITS | | English (Examination) | 1 |
| | | | | Multiple Subject Teaching Permit | 2 | | |
| | | | | | | General Subjects | 1 |
| | | | | | | General Subjects (Examination) | 1 |
| | | 1 | 0.43% | CREDENTIAL WAIVERS | | | |
| | | | | Education Specialist Instruction Credential | 1 | | |
| | | | | | | Mild/Moderate Disabilities | 1 |
| | | 227 | 98.27% | Fully Credentialed Teachers | | | |
| | WINDSOR UNIFIED SCHOOL DISTRICT Total | 231 | | | | | |
| SONOMA | WRIGHT ELEMENTARY SCHOOL DISTRICT | 1 | 1.41% | EMERGENCY PERMITS | | | |
| | | | | Single Subject Teaching Permit | 1 | | |
| | | | | | | Music | 1 |
| | | 70 | 98.59% | Fully Credentialed Teachers | | | |
| | WRIGHT ELEMENTARY SCHOOL DISTRICT Total | 71 | | | | | |
| STANISLAUS | CERES UNIFIED SCHOOL DISTRICT | 3 | 0.62% | UNIVERSITY INTERNSHIP CREDENTIALS | | | |
| | | | | Education Specialist Instruction Credential | 1 | | |
| | | | | | | Moderate/Severe Disabilities | 1 |
| | | | | Single Subject Teaching Credential | 2 | | |
| | | | | | | English (Examination) | 1 |
| | | | | | | Social Science (Examination) | 1 |
| | | 1 | 0.21% | PRE-INTERNSHIP CERTIFICATES | | | |
| | | | | Pre-Intern Certificate / Ed. Specialist | 1 | | |
| | | | | | | Moderate/Severe Disabilities | 1 |
| | | 18 | 3.74% | EMERGENCY PERMITS | | | |
| | | | | Education Specialist Instruction Permit | 11 | | |

| County Name | Agency Name | Agency Total | % Agency | Credential Title | Cred Total | Subject | Subj Total |
|-------------|---|--------------|----------|---|------------|-----------------------------------|------------|
| | | | | | | Early Childhood Special Education | 1 |
| | | | | | | Mild/Moderate Disabilities | 6 |
| | | | | | | Moderate/Severe Disabilities | 4 |
| | | | | Multiple Subject Teaching Permit | 1 | | |
| | | | | | | General Subjects | 1 |
| | | | | Single Subject Teaching Permit | 6 | | |
| | | | | | | English | 1 |
| | | | | | | Foreign Language: Spanish | 1 |
| | | | | | | Music | 2 |
| | | | | | | Physical Education | 2 |
| | | 459 | 95.43% | Fully Credentialed Teachers | | | |
| | CERES UNIFIED SCHOOL DISTRICT Total | 481 | | | | | |
| STANISLAUS | CHATOM UNION ELEMENTARY SCHOOL DISTRICT | 1 | 2.70% | UNIVERSITY INTERNSHIP CREDENTIALS | | | |
| | | | | Multiple Subject Teaching Credential | 1 | | |
| | | | | | | General Subjects (Examination) | 1 |
| | | 1 | 2.70% | DISTRICT INTERNSHIP CERTIFICATES | | | |
| | | | | District Intern Credential / Ed. Specialist | 1 | | |
| | | | | | | Mild/Moderate Disabilities | 1 |
| | | 35 | 94.59% | Fully Credentialed Teachers | | | |
| | CHATOM UNION ELEMENTARY SCHOOL DISTRICT Total | 37 | | | | | |
| STANISLAUS | DENAIR UNIFIED SCHOOL DISTRICT | 2 | 2.94% | UNIVERSITY INTERNSHIP CREDENTIALS | | | |
| | | | | Multiple Subject Teaching Credential | 1 | | |
| | | | | | | General Subjects (Examination) | 1 |
| | | | | Single Subject Teaching Credential | 1 | | |
| | | 1 | 1.47% | DISTRICT INTERNSHIP CERTIFICATES | | | |
| | | | | District Intern Credential / Ed. Specialist | 1 | | |
| | | | | | | Foreign Language: Spanish (Exam) | 1 |
| | | 2 | 2.94% | EMERGENCY PERMITS | | | |
| | | | | Education Specialist Instruction Permit | 1 | | |
| | | | | | | Mild/Moderate Disabilities | 1 |
| | | | | Single Subject Teaching Permit | 1 | | |
| | | | | | | Physical Education | 1 |
| | | 63 | 92.65% | Fully Credentialed Teachers | | | |
| | DENAIR UNIFIED SCHOOL DISTRICT Total | 68 | | | | | |
| STANISLAUS | EMPIRE UNION | 1 | 0.53% | DISTRICT INTERNSHIP CERTIFICATES | | | |
| | | | | District Intern Credential / Ed. Specialist | 1 | | |
| | | | | | | Mild/Moderate Disabilities | 1 |
| | | 1 | 0.53% | SPECIAL TEMPORARY CERTIFICATE | | | |
| | | | | Special Temporary Cert / Multiple Subject | 1 | | |
| | | | | | | General Subjects (Examination) | 1 |
| | | 3 | 1.60% | EMERGENCY PERMITS | | | |
| | | | | Education Specialist Instruction Permit | 3 | | |
| | | | | | | Mild/Moderate Disabilities | 1 |
| | | | | | | Moderate/Severe Disabilities | 2 |
| | | 182 | 97.33% | Fully Credentialed Teachers | | | |
| | EMPIRE UNION Total | 187 | | | | | |
| STANISLAUS | HUGHSON UNIFIED SCHOOL DISTRICT | 1 | 1.02% | UNIVERSITY INTERNSHIP CREDENTIALS | | | |
| | | | | Education Specialist Instruction Credential | 1 | | |
| | | 1 | 1.02% | EMERGENCY PERMITS | | | |
| | | | | Multiple Subject Teaching Permit | 1 | | |
| | | | | | | General Subjects | 1 |
| | | 96 | 97.96% | Fully Credentialed Teachers | | | |
| | HUGHSON UNIFIED SCHOOL DISTRICT Total | 98 | | | | | |
| STANISLAUS | KEYES UNION ELEMENTARY SCHOOL DISTRICT | 2 | 2.35% | EMERGENCY PERMITS | | | |
| | | | | Education Specialist Instruction Permit | 1 | | |
| | | | | | | Mild/Moderate Disabilities | 1 |
| | | | | Multiple Subject Teaching Permit | 1 | | |
| | | | | | | General Subjects | 1 |
| | | 83 | 97.65% | Fully Credentialed Teachers | | | |
| | KEYES UNION ELEMENTARY SCHOOL DISTRICT Total | 85 | | | | | |
| STANISLAUS | MODESTO CITY ELEMENTARY SCHOOL DISTRICT | 6 | 0.64% | EMERGENCY PERMITS | | | |
| | | | | Education Specialist Instruction Permit | 6 | | |

| County Name | Agency Name | Agency Total | % Agency | Credential Title | Cred Total | Subject | Subj Total |
|-------------|--|--------------|----------|---|------------|---------------------------------|------------|
| | | | | | | Mild/Moderate Disabilities | 1 |
| | | | | | | Moderate/Severe Disabilities | 4 |
| | | | | | | Physical and Health Impairments | 1 |
| | | 925 | 99.36% | Fully Credentialed Teachers | | | |
| | MODESTO CITY ELEMENTARY SCHOOL DISTRICT Total | 931 | | | | | |
| STANISLAUS | MODESTO CITY HIGH SCHOOL DISTRICT | 3 | 0.48% | UNIVERSITY INTERNSHIP CREDENTIALS | | | |
| | | | | Single Subject Teaching Credential | 3 | | |
| | | | | | | Foundational-Level Math (Exam) | 1 |
| | | | | | | Mathematics | 2 |
| | | 2 | 0.32% | DISTRICT INTERNSHIP CERTIFICATES | | | |
| | | | | District Intern Credential / Ed. Specialist | 2 | | |
| | | | | | | Mild/Moderate Disabilities | 2 |
| | | 9 | 1.44% | EMERGENCY PERMITS | | | |
| | | | | Education Specialist Instruction Permit | 6 | | |
| | | | | | | Mild/Moderate Disabilities | 3 |
| | | | | | | Moderate/Severe Disabilities | 3 |
| | | | | Single Subject Teaching Permit | 3 | | |
| | | | | | | Foreign Language: Spanish | 1 |
| | | | | | | Mathematics | 2 |
| | | 613 | 97.77% | Fully Credentialed Teachers | | | |
| | MODESTO CITY HIGH SCHOOL DISTRICT Total | 627 | | | | | |
| STANISLAUS | NEWMAN-CROWS LANDING UNIFIED SCHOOL DISTRICT | 2 | 1.74% | UNIVERSITY INTERNSHIP CREDENTIALS | | | |
| | | | | Multiple Subject Teaching Credential | 1 | | |
| | | | | | | General Subjects (Examination) | 1 |
| | | | | Single Subject Teaching Credential | 1 | | |
| | | | | | | English (Examination) | 1 |
| | | 2 | 1.74% | SPECIAL TEMPORARY CERTIFICATE | | | |
| | | | | Special Temporary Cert / Ed. Specialist | 1 | | |
| | | | | | | Mild/Moderate Disabilities | 1 |
| | | | | Special Temporary Cert / Single Subject | 1 | | |
| | | | | | | Industrial and Tech Educ (Exam) | 1 |
| | | 2 | 1.74% | PRE-INTERNSHIP CERTIFICATES | | | |
| | | | | Pre-Intern Certificate / Ed. Specialist | 2 | | |
| | | | | | | Mild/Moderate Disabilities | 2 |
| | | 2 | 1.74% | EMERGENCY PERMITS | | | |
| | | | | Single Subject Teaching Permit | 2 | | |
| | | | | | | Physical Education | 1 |
| | | | | | | Social Science | 1 |
| | | 107 | 93.04% | Fully Credentialed Teachers | | | |
| | NEWMAN-CROWS LANDING UNIFIED SCHOOL DISTRICT Total | 115 | | | | | |
| STANISLAUS | OAKDALE JOINT UNIFIED SCHOOL DISTRICT | 1 | 0.43% | UNIVERSITY INTERNSHIP CREDENTIALS | | | |
| | | | | Education Specialist Instruction Credential | 1 | | |
| | | | | | | Mild/Moderate Disabilities | 1 |
| | | 1 | 0.43% | DISTRICT INTERNSHIP CERTIFICATES | | | |
| | | | | District Intern Credential / Ed. Specialist | 1 | | |
| | | | | | | Moderate/Severe Disabilities | 1 |
| | | 6 | 2.60% | EMERGENCY PERMITS | | | |
| | | | | Education Specialist Instruction Permit | 3 | | |
| | | | | | | Mild/Moderate Disabilities | 2 |
| | | | | | | Moderate/Severe Disabilities | 1 |
| | | | | Multiple Subject Teaching Permit | 1 | | |
| | | | | | | General Subjects | 1 |
| | | | | Single Subject Teaching Permit | 2 | | |
| | | | | | | Foundational-Level Math (Exam) | 1 |
| | | | | | | Science: Biological Sciences | 1 |
| | | | | | | Science: Physics | 1 |
| | | 223 | 96.54% | Fully Credentialed Teachers | | | |
| | OAKDALE JOINT UNIFIED SCHOOL DISTRICT Total | 231 | | | | | |
| STANISLAUS | PATTERSON JOINT UNIFIED | 14 | 6.14% | UNIVERSITY INTERNSHIP CREDENTIALS | | | |
| | | | | Education Specialist Instruction Credential | 2 | | |
| | | | | | | Mild/Moderate Disabilities | 2 |
| | | | | Multiple Subject Teaching Credential | 2 | | |
| | | | | | | General Subjects (Examination) | 2 |
| | | | | Single Subject Teaching Credential | 10 | | |

| County Name | Agency Name | Agency Total | % Agency | Credential Title | Cred Total | Subject | Subj Total |
|-------------|---|--------------|----------|---|------------|----------------------------------|------------|
| | | | | | | Agriculture | 1 |
| | | | | | | Business | 1 |
| | | | | | | Health Science (Examination) | 1 |
| | | | | | | Mathematics | 2 |
| | | | | | | Mathematics (Examination) | 2 |
| | | | | | | Physical Education | 2 |
| | | | | | | Physical Education (Examination) | 1 |
| | | | | | | Social Science | 1 |
| | | 4 | 1.75% | DISTRICT INTERNSHIP CERTIFICATES | | | |
| | | | | District Intern Credential / Ed. Specialist | 4 | | |
| | | 4 | 1.75% | SPECIAL TEMPORARY CERTIFICATE | | Mild/Moderate Disabilities | 4 |
| | | | | Special Temporary Cert / Ed. Specialist | 2 | | |
| | | | | | | Mild/Moderate Disabilities | 1 |
| | | | | | | Moderate/Severe Disabilities | 1 |
| | | | | Special Temporary Cert / Single Subject | 2 | | |
| | | | | | | English | 1 |
| | | | | | | Mathematics | 1 |
| | | 9 | 3.95% | EMERGENCY PERMITS | | | |
| | | | | Education Specialist Instruction Permit | 3 | | |
| | | | | | | Mild/Moderate Disabilities | 3 |
| | | | | Multiple Subject Teaching Permit | 1 | | |
| | | | | | | General Subjects (Examination) | 1 |
| | | | | Single Subject Teaching Permit | 5 | | |
| | | | | | | Agriculture | 1 |
| | | | | | | English | 1 |
| | | | | | | Foreign Language: Spanish | 1 |
| | | | | | | Mathematics | 1 |
| | | | | | | Physical Education (Examination) | 1 |
| | | 1 | 0.44% | CREDENTIAL WAIVERS | | | |
| | | | | Education Specialist Instruction Credential | 1 | | |
| | | | | | | Mild/Moderate Disabilities | 1 |
| | | 196 | 85.96% | Fully Credentialed Teachers | | | |
| | PATTERSON JOINT UNIFIED Total | 228 | | | | | |
| STANISLAUS | RIVERBANK UNIFIED SCHOOL DISTRICT | 1 | 0.67% | UNIVERSITY INTERNSHIP CREDENTIALS | | | |
| | | | | Education Specialist Instruction Credential | 1 | | |
| | | | | | | Mild/Moderate Disabilities | 1 |
| | | 1 | 0.67% | SPECIAL TEMPORARY CERTIFICATE | | | |
| | | | | Special Temporary Cert / Multiple Subject | 1 | | |
| | | | | | | General Subjects | 1 |
| | | 1 | 0.67% | PRE-INTERNSHIP CERTIFICATES | | | |
| | | | | Pre-Intern Certificate / Ed. Specialist | 1 | | |
| | | | | | | Mild/Moderate Disabilities | 1 |
| | | 3 | 2.01% | EMERGENCY PERMITS | | | |
| | | | | Single Subject Teaching Permit | 3 | | |
| | | | | | | Mathematics | 1 |
| | | | | | | Physical Education (Examination) | 1 |
| | | | | | | Science: Geosciences | 1 |
| | | 143 | 95.97% | Fully Credentialed Teachers | | | |
| | RIVERBANK UNIFIED SCHOOL DISTRICT Total | 149 | | | | | |
| STANISLAUS | ROBERTS FERRY UNION ELEMENTARY | 1 | 16.67% | EMERGENCY PERMITS | | | |
| | | | | Single Subject Teaching Permit | 1 | | |
| | | | | | | Music | 1 |
| | | 5 | 83.33% | Fully Credentialed Teachers | | | |
| | ROBERTS FERRY UNION ELEMENTARY Total | 6 | | | | | |
| STANISLAUS | STANISLAUS COUNTY OFFICE OF EDUCATION | 4 | 3.36% | UNIVERSITY INTERNSHIP CREDENTIALS | | | |
| | | | | Education Specialist Instruction Credential | 2 | | |
| | | | | | | Mild/Moderate Disabilities | 1 |
| | | | | | | Moderate/Severe Disabilities | 1 |
| | | | | Multiple Subject Teaching Credential | 2 | | |
| | | | | | | General Subjects (Examination) | 2 |
| | | 2 | 1.68% | DISTRICT INTERNSHIP CERTIFICATES | | | |
| | | | | District Intern Credential / Ed. Specialist | 2 | | |
| | | | | | | Mild/Moderate Disabilities | 1 |

| County Name | Agency Name | Agency Total | % Agency | Credential Title | Cred Total | Subject | Subj Total |
|-------------|---|--------------|----------|---|------------|-----------------------------------|------------|
| | | | | | | Moderate/Severe Disabilities | 1 |
| | | 4 | 3.36% | SPECIAL TEMPORARY CERTIFICATE | | | |
| | | | | Special Temporary Cert / Ed. Specialist | 2 | | |
| | | | | | | Mild/Moderate Disabilities | 1 |
| | | | | | | Moderate/Severe Disabilities | 1 |
| | | | | Special Temporary Cert / Multiple Subject | 1 | | |
| | | | | | | General Subjects (Examination) | 1 |
| | | | | Special Temporary Cert / Single Subject | 1 | | |
| | | | | | | English (Examination) | 1 |
| | | 25 | 21.01% | EMERGENCY PERMITS | | | |
| | | | | Education Specialist Instruction Permit | 14 | | |
| | | | | | | Early Childhood Special Education | 4 |
| | | | | | | Moderate/Severe Disabilities | 10 |
| | | | | Multiple Subject Teaching Permit | 1 | Physical and Health Impairments | 1 |
| | | | | | | General Subjects | 6 |
| | | | | | | General Subjects (Examination) | 1 |
| | | | | Multiple Subject Teaching Permit | 6 | | |
| | | | | | | General Subjects | 6 |
| | | | | | | General Subjects (Examination) | 1 |
| | | | | Single Subject Teaching Permit | 4 | | |
| | | | | | | Music | 1 |
| | | | | | | Science: Biological Sciences | 1 |
| | | | | | | Social Science | 1 |
| | | | | | | Social Science (Examination) | 1 |
| | | 84 | 70.59% | Fully Credentialed Teachers | | | |
| | STANISLAUS COUNTY OFFICE OF EDUCATION Total | 119 | | | | | |
| | | 4 | 3.36% | UNIVERSITY INTERNSHIP CREDENTIALS | | | |
| | | | | Education Specialist Instruction Credential | 2 | | |
| | | | | | | Mild/Moderate Disabilities | 1 |
| | | | | | | Moderate/Severe Disabilities | 1 |
| | | | | Multiple Subject Teaching Credential | 2 | | |
| | | | | | | General Subjects (Examination) | 2 |
| | | 2 | 1.68% | DISTRICT INTERNSHIP CERTIFICATES | | | |
| | | | | District Intern Credential / Ed. Specialist | 2 | | |
| | | | | | | Mild/Moderate Disabilities | 1 |
| | | | | | | Moderate/Severe Disabilities | 1 |
| | | 4 | 3.36% | SPECIAL TEMPORARY CERTIFICATE | | | |
| | | | | Special Temporary Cert / Ed. Specialist | 2 | | |
| | | | | | | Mild/Moderate Disabilities | 1 |
| | | | | | | Moderate/Severe Disabilities | 1 |
| | | | | Special Temporary Cert / Multiple Subject | 1 | | |
| | | | | | | General Subjects (Examination) | 1 |
| | | | | Special Temporary Cert / Single Subject | 1 | | |
| | | | | | | English (Examination) | 1 |
| | | 25 | 21.01% | EMERGENCY PERMITS | | | |
| | | | | Education Specialist Instruction Permit | 14 | | |
| | | | | | | Early Childhood Special Education | 4 |
| | | | | | | Moderate/Severe Disabilities | 10 |
| | | | | Multiple Subject Teaching Permit | 1 | Physical and Health Impairments | 1 |
| | | | | | | General Subjects | 6 |
| | | | | | | General Subjects (Examination) | 1 |
| | | | | Multiple Subject Teaching Permit | 6 | | |
| | | | | | | General Subjects | 6 |
| | | | | | | General Subjects (Examination) | 1 |
| | | | | Single Subject Teaching Permit | 4 | | |
| | | | | | | Music | 1 |
| | | | | | | Science: Biological Sciences | 1 |
| | | | | | | Social Science | 1 |
| | | | | | | Social Science (Examination) | 1 |
| | | 84 | 70.59% | Fully Credentialed Teachers | | | |
| | STANISLAUS COUNTY OFFICE OF EDUCATION Total | 119 | | | | | |
| STANISLAUS | STANISLAUS UNION ELEMENTARY | 2 | 1.23% | UNIVERSITY INTERNSHIP CREDENTIALS | | | |

| County Name | Agency Name | Agency Total | % Agency | Credential Title | Cred Total | Subject | Subj Total |
|-------------|---|--------------|----------|--|------------|-----------------------------------|------------|
| | | | | Education Specialist Instruction Credential | 1 | | |
| | | | | Single Subject Teaching Credential | 1 | Moderate/Severe Disabilities | 1 |
| | | 1 | 0.61% | PRE-INTERNSHIP CERTIFICATES Pre-Intern Certificate / Single Subject | 1 | English (Examination) | 1 |
| | | 3 | 1.84% | EMERGENCY PERMITS Education Specialist Instruction Permit | 1 | Mathematics | 1 |
| | | | | Multiple Subject Teaching Permit | 2 | Moderate/Severe Disabilities | 1 |
| | | 157 | 96.32% | Fully Credentialed Teachers | | General Subjects (Examination) | 2 |
| | STANISLAUS UNION ELEMENTARY Total | 163 | | | | | |
| STANISLAUS | SYLVAN UNION ELEMENTARY SCHOOL DISTRICT | 2 | 0.49% | SPECIAL TEMPORARY CERTIFICATE Special Temporary Cert / Ed. Specialist | 1 | Moderate/Severe Disabilities | 1 |
| | | | | Special Temporary Cert / Single Subject | 1 | Mathematics (Examination) | 1 |
| | | 1 | 0.25% | PRE-INTERNSHIP CERTIFICATES Pre-Intern Certificate / Ed. Specialist | 1 | Mild/Moderate Disabilities | 1 |
| | | 4 | 0.99% | EMERGENCY PERMITS Education Specialist Instruction Permit | 3 | Mild/Moderate Disabilities | 2 |
| | | | | | | Moderate/Severe Disabilities | 1 |
| | | | | Multiple Subject Teaching Permit | 1 | Physical and Health Impairments | 1 |
| | | 398 | 98.27% | Fully Credentialed Teachers | | General Subjects (Examination) | 1 |
| | SYLVAN UNION ELEMENTARY SCHOOL DISTRICT Total | 405 | | | | | |
| STANISLAUS | TURLOCK JOINT ELEMENTARY | 1 | | PRE-INTERNSHIP CERTIFICATES Pre-Intern Certificate / Ed. Specialist | 1 | Mild/Moderate Disabilities | 1 |
| | | 2 | | EMERGENCY PERMITS Education Specialist Instruction Permit | 2 | Early Childhood Special Education | 1 |
| | | | | | | Mild/Moderate Disabilities | 1 |
| | TURLOCK JOINT ELEMENTARY Total | 3 | | | | | |
| STANISLAUS | TURLOCK UNIFIED SCHOOL DISTRICT | 4 | 0.62% | UNIVERSITY INTERNSHIP CREDENTIALS Education Specialist Instruction Credential | 2 | Moderate/Severe Disabilities | 2 |
| | | | | Single Subject Teaching Credential | 2 | English | 1 |
| | | 3 | 0.47% | DISTRICT INTERNSHIP CERTIFICATES District Intern Credential / Ed. Specialist | 3 | Foreign Language: French (Exam) | 1 |
| | | | | | | Mild/Moderate Disabilities | 2 |
| | | 1 | 0.16% | SPECIAL TEMPORARY CERTIFICATE Special Temporary Cert / Ed. Specialist | 1 | Moderate/Severe Disabilities | 1 |
| | | 15 | 2.34% | EMERGENCY PERMITS Education Specialist Instruction Permit | 10 | Mild/Moderate Disabilities | 6 |
| | | | | | | Moderate/Severe Disabilities | 4 |
| | | | | Multiple Subject Teaching Permit | 2 | General Subjects | 1 |
| | | | | | | General Subjects (Examination) | 1 |
| | | | | Single Subject Teaching Permit | 3 | Business | 1 |
| | | | | | | English (Examination) | 1 |
| | | | | | | Social Science | 1 |
| | | 618 | 96.41% | Fully Credentialed Teachers | | | |

| County Name | Agency Name | Agency Total | % Agency | Credential Title | Cred Total | Subject | Subj Total |
|-------------|--|--------------|----------|---|------------|-----------------------------------|------------|
| | TURLOCK UNIFIED SCHOOL DISTRICT Total | 641 | | | | | |
| STANISLAUS | WATERFORD UNIFIED SCHOOL DISTRICT | 1 | 0.63% | UNIVERSITY INTERNSHIP CREDENTIALS | | | |
| | | | | Education Specialist Instruction Credential | 1 | | |
| | | 2 | 1.26% | DISTRICT INTERNSHIP CERTIFICATES | | Mild/Moderate Disabilities | 1 |
| | | | | District Intern Credential / Ed. Specialist | 2 | | |
| | | 3 | 1.89% | EMERGENCY PERMITS | | Mild/Moderate Disabilities | 2 |
| | | | | Education Specialist Instruction Permit | 2 | | |
| | | | | Single Subject Teaching Permit | 1 | Mild/Moderate Disabilities | 2 |
| | | | | | | Mathematics | 1 |
| | | 153 | 96.23% | Fully Credentialed Teachers | | | |
| | WATERFORD UNIFIED SCHOOL DISTRICT Total | 159 | | | | | |
| SUTTER | BRITTAN ELEMENTARY SCHOOL DIST | 1 | 3.45% | UNIVERSITY INTERNSHIP CREDENTIALS | | | |
| | | | | Single Subject Teaching Credential | 1 | | |
| | | 28 | 96.55% | Fully Credentialed Teachers | | Physical Education | 1 |
| | BRITTAN ELEMENTARY SCHOOL DIST Total | 29 | | | | | |
| SUTTER | LIVE OAK UNIFIED SCHOOL DISTRICT | 2 | 2.25% | UNIVERSITY INTERNSHIP CREDENTIALS | | | |
| | | | | Education Specialist Instruction Credential | 1 | | |
| | | | | Single Subject Teaching Credential | 1 | Mild/Moderate Disabilities | 1 |
| | | | | | | Mathematics | 1 |
| | | 87 | 97.75% | Fully Credentialed Teachers | | | |
| | LIVE OAK UNIFIED SCHOOL DISTRICT Total | 89 | | | | | |
| SUTTER | SUTTER COUNTY OFFICE OF EDUCATION | 1 | 2.33% | UNIVERSITY INTERNSHIP CREDENTIALS | | | |
| | | | | Education Specialist Instruction Credential | 1 | | |
| | | 2 | 4.65% | EMERGENCY PERMITS | | Mild/Moderate Disabilities | 1 |
| | | | | Education Specialist Instruction Permit | 2 | | |
| | | | | | | Early Childhood Special Education | 1 |
| | | 40 | 93.02% | Fully Credentialed Teachers | | Moderate/Severe Disabilities | 1 |
| | SUTTER COUNTY OFFICE OF EDUCATION Total | 43 | | | | | |
| SUTTER | SUTTER UNION HIGH SCHOOL DISTRICT | 1 | 2.86% | EMERGENCY PERMITS | | | |
| | | | | Education Specialist Instruction Permit | 1 | | |
| | | 34 | 97.14% | Fully Credentialed Teachers | | Mild/Moderate Disabilities | 1 |
| | SUTTER UNION HIGH SCHOOL DISTRICT Total | 35 | | | | | |
| SUTTER | YUBA CITY UNIFIED SCHOOL DISTRICT | 4 | 0.68% | UNIVERSITY INTERNSHIP CREDENTIALS | | | |
| | | | | Multiple Subject Teaching Credential | 3 | | |
| | | | | Single Subject Teaching Credential | 1 | General Subjects (Examination) | 3 |
| | | 4 | 0.68% | EMERGENCY PERMITS | | English | 1 |
| | | | | Education Specialist Instruction Permit | 2 | | |
| | | | | | | Visual Impairments | 2 |
| | | | | Multiple Subject Teaching Permit | 1 | | |
| | | | | Single Subject Teaching Permit | 1 | General Subjects (Examination) | 1 |
| | | | | | | Foreign Language: Spanish | 1 |
| | | 582 | 98.64% | Fully Credentialed Teachers | | | |
| | YUBA CITY UNIFIED SCHOOL DISTRICT Total | 590 | | | | | |
| TEHAMA | CORNING UNION HIGH SCHOOL DISTRICT | 1 | 1.89% | UNIVERSITY INTERNSHIP CREDENTIALS | | | |
| | | | | Education Specialist Instruction Credential | 1 | | |
| | | 3 | 5.66% | EMERGENCY PERMITS | | Mild/Moderate Disabilities | 1 |
| | | | | Education Specialist Instruction Permit | 3 | | |
| | | | | | | Mild/Moderate Disabilities | 3 |
| | | 49 | 92.45% | Fully Credentialed Teachers | | | |
| | CORNING UNION HIGH SCHOOL DISTRICT Total | 53 | | | | | |
| TEHAMA | EVERGREEN UNION ELEMENTARY | 1 | 1.96% | UNIVERSITY INTERNSHIP CREDENTIALS | | | |
| | | | | Education Specialist Instruction Credential | 1 | | |

| County Name | Agency Name | Agency Total | % Agency | Credential Title | Cred Total | Subject | Subj Total |
|-------------|--|--------------|----------|---|------------|--------------------------------|------------|
| | | | | | | Mild/Moderate Disabilities | 1 |
| | | 50 | 98.04% | Fully Credentialed Teachers | | | |
| | EVERGREEN UNION ELEMENTARY Total | 51 | | | | | |
| TEHAMA | RED BLUFF JOINT UNION HIGH SCHOOL DISTRICT | 1 | 1.11% | UNIVERSITY INTERNSHIP CREDENTIALS | | | |
| | | | | Education Specialist Instruction Credential | 1 | | |
| | | | | | | Mild/Moderate Disabilities | 1 |
| | | 89 | 98.89% | Fully Credentialed Teachers | | | |
| | RED BLUFF JOINT UNION HIGH SCHOOL DISTRICT Total | 90 | | | | | |
| TEHAMA | RED BLUFF UNION ELEMENTARY | 1 | 0.88% | UNIVERSITY INTERNSHIP CREDENTIALS | | | |
| | | | | Single Subject Teaching Credential | 1 | | |
| | | | | | | Art | 1 |
| | | 113 | 99.12% | Fully Credentialed Teachers | | | |
| | RED BLUFF UNION ELEMENTARY Total | 114 | | | | | |
| TRINITY | MOUNTAIN VALLEY UNIFIED SCHOOL DISTRICT | 1 | 3.57% | UNIVERSITY INTERNSHIP CREDENTIALS | | | |
| | | | | Single Subject Teaching Credential | 1 | | |
| | | | | | | Physical Science | 1 |
| | | 27 | 96.43% | Fully Credentialed Teachers | | | |
| | MOUNTAIN VALLEY UNIFIED SCHOOL DISTRICT Total | 28 | | | | | |
| TRINITY | TRINITY COUNTY OFFICE OF EDUCATION | 1 | 6.25% | EMERGENCY PERMITS | | | |
| | | | | Education Specialist Instruction Permit | 1 | | |
| | | | | | | Moderate/Severe Disabilities | 1 |
| | | 15 | 93.75% | Fully Credentialed Teachers | | | |
| | TRINITY COUNTY OFFICE OF EDUCATION Total | 16 | | | | | |
| TRINITY | TRINITY UNION HIGH SCHOOL DISTRICT | 1 | 4.17% | UNIVERSITY INTERNSHIP CREDENTIALS | | | |
| | | | | Single Subject Teaching Credential | 1 | | |
| | | | | | | English (Examination) | 1 |
| | | 23 | 95.83% | Fully Credentialed Teachers | | | |
| | TRINITY UNION HIGH SCHOOL DISTRICT Total | 24 | | | | | |
| TULARE | ALLENSWORTH ELEMENTARY | 1 | 16.67% | UNIVERSITY INTERNSHIP CREDENTIALS | | | |
| | | | | Multiple Subject Teaching Credential | 1 | | |
| | | | | | | General Subjects (Examination) | 1 |
| | | 1 | 16.67% | EMERGENCY PERMITS | | | |
| | | | | Multiple Subject Teaching Permit | 1 | | |
| | | | | | | General Subjects (Examination) | 1 |
| | | 4 | 66.67% | Fully Credentialed Teachers | | | |
| | ALLENSWORTH ELEMENTARY Total | 6 | | | | | |
| TULARE | ALTA VISTA ELEMENTARY SCHOOL DISTRICT | 2 | 8.33% | UNIVERSITY INTERNSHIP CREDENTIALS | | | |
| | | | | Multiple Subject Teaching Credential | 2 | | |
| | | | | | | General Subjects | 1 |
| | | | | | | General Subjects (Examination) | 1 |
| | | 2 | 8.33% | EMERGENCY PERMITS | | | |
| | | | | Multiple Subject Teaching Permit | 2 | | |
| | | | | | | General Subjects | 2 |
| | | 20 | 83.33% | Fully Credentialed Teachers | | | |
| | ALTA VISTA ELEMENTARY SCHOOL DISTRICT Total | 24 | | | | | |
| TULARE | BUENA VISTA ELEMENTARY SCHOOL DISTRICT | 2 | 22.22% | EMERGENCY PERMITS | | | |
| | | | | Multiple Subject Teaching Permit | 2 | | |
| | | | | | | General Subjects | 1 |
| | | | | | | General Subjects (Examination) | 1 |
| | | 7 | 77.78% | Fully Credentialed Teachers | | | |
| | BUENA VISTA ELEMENTARY SCHOOL DISTRICT Total | 9 | | | | | |
| TULARE | BURTON ELEMENTARY SCHOOL DISTRICT | 2 | 1.30% | UNIVERSITY INTERNSHIP CREDENTIALS | | | |
| | | | | Education Specialist Instruction Credential | 1 | | |
| | | | | | | Mild/Moderate Disabilities | 1 |
| | | | | Multiple Subject Teaching Credential | 1 | | |
| | | | | | | General Subjects | 1 |
| | | 2 | 1.30% | SPECIAL TEMPORARY CERTIFICATE | | | |
| | | | | Special Temporary Cert / Multiple Subject | 1 | | |
| | | | | | | General Subjects (Examination) | 1 |
| | | | | Special Temporary Cert / Single Subject | 1 | | |
| | | | | | | Science: Biological Sciences | 1 |
| | | 11 | 7.14% | EMERGENCY PERMITS | | | |
| | | | | Multiple Subject Teaching Permit | 6 | | |
| | | | | | | General Subjects | 4 |

| County Name | Agency Name | Agency Total | % Agency | Credential Title | Cred Total | Subject | Subj Total |
|-------------|--|--------------|----------|---|------------|--------------------------------|------------|
| | | | | | | General Subjects (Examination) | 2 |
| | | | | Single Subject Teaching Permit | 5 | | |
| | | | | | | English | 3 |
| | | | | | | Mathematics | 1 |
| | | | | | | Social Science (Examination) | 1 |
| | | 139 | 90.26% | Fully Credentialed Teachers | | | |
| | BURTON ELEMENTARY SCHOOL DISTRICT Total | 154 | | | | | |
| TULARE | COLUMBINE ELEMENTARY SCHOOL DISTRICT | 1 | 10.00% | UNIVERSITY INTERNSHIP CREDENTIALS | | | |
| | | | | Multiple Subject Teaching Credential | 1 | | |
| | | 9 | 90.00% | Fully Credentialed Teachers | | General Subjects | 1 |
| | COLUMBINE ELEMENTARY SCHOOL DISTRICT Total | 10 | | | | | |
| TULARE | CUTLER-OROSI UNIFIED SCHOOL DISTRICT | 3 | 1.54% | UNIVERSITY INTERNSHIP CREDENTIALS | | | |
| | | | | Multiple Subject Teaching Credential | 1 | | |
| | | | | | | General Subjects (Examination) | 1 |
| | | | | Single Subject Teaching Credential | 2 | | |
| | | | | | | Mathematics (Examination) | 1 |
| | | | | | | Social Science | 1 |
| | | 3 | 1.54% | DISTRICT INTERNSHIP CERTIFICATES | | | |
| | | | | District Intern Credential / Ed. Specialist | 2 | | |
| | | | | | | Mild/Moderate Disabilities | 2 |
| | | | | District Intern Credential / Single Subject | 1 | | |
| | | | | | | Social Science (Examination) | 1 |
| | | 3 | 1.54% | SPECIAL TEMPORARY CERTIFICATE | | | |
| | | | | Special Temporary Cert / Single Subject | 3 | | |
| | | | | | | English (Examination) | 2 |
| | | | | | | Mathematics (Examination) | 1 |
| | | 4 | 2.05% | EMERGENCY PERMITS | | | |
| | | | | Education Specialist Instruction Permit | 1 | | |
| | | | | | | Mild/Moderate Disabilities | 1 |
| | | | | Multiple Subject Teaching Permit | 2 | | |
| | | | | | | General Subjects | 1 |
| | | | | | | General Subjects (Examination) | 1 |
| | | | | Single Subject Teaching Permit | 1 | | |
| | | | | | | Mathematics | 1 |
| | | 1 | 0.51% | CREDENTIAL WAIVERS | | | |
| | | | | Multiple Subject Teaching Credential | 1 | | |
| | | | | | | General Subjects | 1 |
| | | 181 | 92.82% | Fully Credentialed Teachers | | | |
| | CUTLER-OROSI UNIFIED SCHOOL DISTRICT Total | 195 | | | | | |
| TULARE | DINUBA UNIFIED SCHOOL DISTRICT | 2 | 0.74% | UNIVERSITY INTERNSHIP CREDENTIALS | | | |
| | | | | Education Specialist Instruction Credential | 1 | | |
| | | | | | | Mild/Moderate Disabilities | 1 |
| | | | | Multiple Subject Teaching Credential | 1 | | |
| | | | | | | General Subjects (Examination) | 1 |
| | | 8 | 2.94% | EMERGENCY PERMITS | | | |
| | | | | Education Specialist Instruction Permit | 1 | | |
| | | | | | | Mild/Moderate Disabilities | 1 |
| | | | | Multiple Subject Teaching Permit | 3 | | |
| | | | | | | General Subjects | 2 |
| | | | | | | General Subjects (Examination) | 1 |
| | | | | Single Subject Teaching Permit | 4 | | |
| | | | | | | English | 3 |
| | | | | | | Physical Education | 1 |
| | | | | | | Social Science | 2 |
| | | 262 | 96.32% | Fully Credentialed Teachers | | | |
| | DINUBA UNIFIED SCHOOL DISTRICT Total | 272 | | | | | |
| TULARE | DUCOR UNION ELEMENTARY SCHOOL DISTRICT | 1 | 11.11% | SPECIAL TEMPORARY CERTIFICATE | | | |
| | | | | Special Temporary Cert / Multiple Subject | 1 | | |
| | | | | | | General Subjects (Examination) | 1 |
| | | 8 | 88.89% | Fully Credentialed Teachers | | | |
| | DUCOR UNION ELEMENTARY SCHOOL DISTRICT Total | 9 | | | | | |
| TULARE | EARLIMART ELEMENTARY SCHOOL DISTRICT | 4 | 4.44% | UNIVERSITY INTERNSHIP CREDENTIALS | | | |
| | | | | Education Specialist Instruction Credential | 1 | | |

| County Name | Agency Name | Agency Total | % Agency | Credential Title | Cred Total | Subject | Subj Total |
|-------------|--|--------------|----------|---|------------|--------------------------------|------------|
| | | | | | | Mild/Moderate Disabilities | 1 |
| | | | | Multiple Subject Teaching Credential | 3 | | |
| | | 1 | 1.11% | DISTRICT INTERNSHIP CERTIFICATES | | General Subjects (Examination) | 3 |
| | | | | District Intern Credential / Ed. Specialist | 1 | | |
| | | | | | | Mild/Moderate Disabilities | 1 |
| | | 1 | 1.11% | SPECIAL TEMPORARY CERTIFICATE | | | |
| | | | | Special Temporary Cert / Multiple Subject | 1 | | |
| | | | | | | General Subjects (Examination) | 1 |
| | | 2 | 2.22% | EMERGENCY PERMITS | | | |
| | | | | Education Specialist Instruction Permit | 2 | | |
| | | | | | | Mild/Moderate Disabilities | 2 |
| | | 82 | 91.11% | Fully Credentialed Teachers | | | |
| | EARLIMART ELEMENTARY SCHOOL DISTRICT Total | 90 | | | | | |
| TULARE | EXETER UNION ELEMENTARY | 3 | 3.03% | EMERGENCY PERMITS | | | |
| | | | | Education Specialist Instruction Permit | 1 | | |
| | | | | | | Mild/Moderate Disabilities | 1 |
| | | | | Multiple Subject Teaching Permit | 1 | | |
| | | | | | | General Subjects | 1 |
| | | | | Single Subject Teaching Permit | 1 | | |
| | | | | | | Foreign Language: Spanish | 1 |
| | | 96 | 96.97% | Fully Credentialed Teachers | | | |
| | EXETER UNION ELEMENTARY Total | 99 | | | | | |
| TULARE | EXETER UNION HIGH SCHOOL DISTRICT | 6 | 12.77% | EMERGENCY PERMITS | | | |
| | | | | Education Specialist Instruction Permit | 2 | | |
| | | | | | | Mild/Moderate Disabilities | 2 |
| | | | | Multiple Subject Teaching Permit | 1 | | |
| | | | | | | General Subjects | 1 |
| | | | | Single Subject Teaching Permit | 3 | | |
| | | | | | | Foreign Language: Spanish | 1 |
| | | | | | | Foundational-Level Mathematics | 2 |
| | | 41 | 87.23% | Fully Credentialed Teachers | | | |
| | EXETER UNION HIGH SCHOOL DISTRICT Total | 47 | | | | | |
| TULARE | FARMERSVILLE UNIFIED SCHOOL DISTRICT | 1 | 0.79% | UNIVERSITY INTERNSHIP CREDENTIALS | | | |
| | | | | Multiple Subject Teaching Credential | 1 | | |
| | | | | | | General Subjects | 1 |
| | | 1 | 0.79% | DISTRICT INTERNSHIP CERTIFICATES | | | |
| | | | | District Intern Credential / Single Subject | 1 | | |
| | | | | | | Foundational-Level Math (Exam) | 1 |
| | | 1 | 0.79% | SPECIAL TEMPORARY CERTIFICATE | | | |
| | | | | Special Temporary Cert / Multiple Subject | 1 | | |
| | | | | | | General Subjects (Examination) | 1 |
| | | 6 | 4.76% | EMERGENCY PERMITS | | | |
| | | | | Multiple Subject Teaching Permit | 2 | | |
| | | | | | | General Subjects | 2 |
| | | | | Single Subject Teaching Permit | 4 | | |
| | | | | | | English | 1 |
| | | | | | | Mathematics | 1 |
| | | | | | | Physical Education | 1 |
| | | | | | | Social Science | 1 |
| | | 117 | 92.86% | Fully Credentialed Teachers | | | |
| | FARMERSVILLE UNIFIED SCHOOL DISTRICT Total | 126 | | | | | |
| TULARE | HOPE ELEMENTARY SCHOOL DISTRICT | 1 | 16.67% | SPECIAL TEMPORARY CERTIFICATE | | | |
| | | | | Special Temporary Cert / Multiple Subject | 1 | | |
| | | | | | | General Subjects (Examination) | 1 |
| | | 5 | 83.33% | Fully Credentialed Teachers | | | |
| | HOPE ELEMENTARY SCHOOL DISTRICT Total | 6 | | | | | |
| TULARE | LINDSAY UNIFIED SCHOOL DISTRICT | 3 | 1.59% | UNIVERSITY INTERNSHIP CREDENTIALS | | | |
| | | | | Multiple Subject Teaching Credential | 1 | | |
| | | | | | | General Subjects | 1 |
| | | | | Single Subject Teaching Credential | 2 | | |
| | | | | | | Mathematics | 1 |
| | | | | | | Science: Chemistry | 1 |
| | | 1 | 0.53% | DISTRICT INTERNSHIP CERTIFICATES | | | |

| County Name | Agency Name | Agency Total | % Agency | Credential Title | Cred Total | Subject | Subj Total |
|-------------|---|--------------|----------|--|------------|--------------------------------|------------|
| | | | | District Intern Credential / Single Subject | 1 | | |
| | | 4 | 2.12% | SPECIAL TEMPORARY CERTIFICATE Special Temporary Cert / Multiple Subject | 1 | English (Examination) | 1 |
| | | | | Special Temporary Cert / Single Subject | 3 | General Subjects (Examination) | 1 |
| | | | | | | English (Examination) | 1 |
| | | | | | | Mathematics | 1 |
| | | 10 | 5.29% | EMERGENCY PERMITS Education Specialist Instruction Permit | 1 | Social Science (Examination) | 1 |
| | | | | | | Mild/Moderate Disabilities | 1 |
| | | | | Multiple Subject Teaching Permit | 5 | | |
| | | | | | | General Subjects | 4 |
| | | | | | | General Subjects (Examination) | 1 |
| | | | | Single Subject Teaching Permit | 4 | | |
| | | | | | | English | 2 |
| | | | | | | Science: Chemistry | 1 |
| | | 1 | 0.53% | CREDENTIAL WAIVERS Multiple Subject Teaching Credential | 1 | Social Science | 1 |
| | | | | | | General Subjects | 1 |
| | | 170 | 89.95% | Fully Credentialed Teachers | | | |
| | LINDSAY UNIFIED SCHOOL DISTRICT Total | 189 | | | | | |
| TULARE | OAK VALLEY UNION ELEMENTARY SCHOOL DISTRICT | 1 | 5.26% | EMERGENCY PERMITS Multiple Subject Teaching Permit | 1 | | |
| | | | | | | General Subjects | 1 |
| | | 18 | 94.74% | Fully Credentialed Teachers | | | |
| | OAK VALLEY UNION ELEMENTARY SCHOOL DISTRICT Total | 19 | | | | | |
| TULARE | PALO VERDE UNION ELEMENTARY SCHOOL DISTRICT | 1 | 4.76% | EMERGENCY PERMITS Multiple Subject Teaching Permit | 1 | | |
| | | | | | | General Subjects | 1 |
| | | 20 | 95.24% | Fully Credentialed Teachers | | | |
| | PALO VERDE UNION ELEMENTARY SCHOOL DISTRICT Total | 21 | | | | | |
| TULARE | PIXLEY UNION ELEMENTARY SCHOOL DISTRICT | 1 | 1.92% | SPECIAL TEMPORARY CERTIFICATE Special Temporary Cert / Multiple Subject | 1 | | |
| | | | | | | General Subjects (Examination) | 1 |
| | | 5 | 9.62% | EMERGENCY PERMITS Multiple Subject Teaching Permit | 5 | | |
| | | | | | | General Subjects | 3 |
| | | | | | | General Subjects (Examination) | 2 |
| | | 46 | 88.46% | Fully Credentialed Teachers | | | |
| | PIXLEY UNION ELEMENTARY SCHOOL DISTRICT Total | 52 | | | | | |
| TULARE | PORTERVILLE UNIFIED SCHOOL DISTRICT | 1 | 0.16% | UNIVERSITY INTERNSHIP CREDENTIALS Education Specialist Instruction Credential | 1 | | |
| | | | | | | Mild/Moderate Disabilities | 1 |
| | | 3 | 0.48% | SPECIAL TEMPORARY CERTIFICATE Special Temporary Cert / Single Subject | 3 | | |
| | | | | | | English | 1 |
| | | | | | | Foundational-Level Math (Exam) | 1 |
| | | | | | | Music (Examination) | 1 |
| | | 20 | 3.22% | EMERGENCY PERMITS Education Specialist Instruction Permit | 1 | | |
| | | | | | | Mild/Moderate Disabilities | 1 |
| | | | | Multiple Subject Teaching Permit | 12 | | |
| | | | | | | General Subjects | 7 |
| | | | | | | General Subjects (Examination) | 5 |
| | | | | Single Subject Teaching Permit | 7 | | |
| | | | | | | English | 3 |
| | | | | | | Health Science (Examination) | 1 |
| | | | | | | Mathematics | 1 |
| | | | | | | Music | 1 |
| | | | | | | Science: Biological Sciences | 1 |
| | | | | | | Social Science | 1 |

| County Name | Agency Name | Agency Total | % Agency | Credential Title | Cred Total | Subject | Subj Total |
|-------------|---|--------------|----------|---|------------|--------------------------------|------------|
| | | 598 | 96.14% | Fully Credentialed Teachers | | | |
| | PORTERVILLE UNIFIED SCHOOL DISTRICT Total | 622 | | | | | |
| TULARE | RICHGROVE ELEMENTARY SCHOOL DISTRICT | 2 | 5.71% | SPECIAL TEMPORARY CERTIFICATE | | | |
| | | | | Special Temporary Cert / Ed. Specialist | 1 | | |
| | | | | | | Mild/Moderate Disabilities | 1 |
| | | | | Special Temporary Cert / Multiple Subject | 1 | | |
| | | | | | | General Subjects (Examination) | 1 |
| | | 2 | 5.71% | EMERGENCY PERMITS | | | |
| | | | | Education Specialist Instruction Permit | 1 | | |
| | | | | | | Mild/Moderate Disabilities | 1 |
| | | | | Multiple Subject Teaching Permit | 1 | | |
| | | | | | | General Subjects | 1 |
| | | 31 | 88.57% | Fully Credentialed Teachers | | | |
| | RICHGROVE ELEMENTARY SCHOOL DISTRICT Total | 35 | | | | | |
| TULARE | ROCKFORD ELEMENTARY SCHOOL DISTRICT | 1 | 5.88% | EMERGENCY PERMITS | | | |
| | | | | Multiple Subject Teaching Permit | 1 | | |
| | | | | | | General Subjects (Examination) | 1 |
| | | 16 | 94.12% | Fully Credentialed Teachers | | | |
| | ROCKFORD ELEMENTARY SCHOOL DISTRICT Total | 17 | | | | | |
| TULARE | SAUCELITO ELEMENTARY SCHOOL DISTRICT | 1 | 16.67% | EMERGENCY PERMITS | | | |
| | | | | Multiple Subject Teaching Permit | 1 | | |
| | | | | | | General Subjects | 1 |
| | | 5 | 83.33% | Fully Credentialed Teachers | | | |
| | SAUCELITO ELEMENTARY SCHOOL DISTRICT Total | 6 | | | | | |
| TULARE | STONE CORRAL ELEMENTARY SCHOOL DISTRICT | 1 | 14.29% | EMERGENCY PERMITS | | | |
| | | | | Multiple Subject Teaching Permit | 1 | | |
| | | | | | | General Subjects | 1 |
| | | 6 | 85.71% | Fully Credentialed Teachers | | | |
| | STONE CORRAL ELEMENTARY SCHOOL DISTRICT Total | 7 | | | | | |
| TULARE | STRATHMORE UNION ELEMENTARY SCHOOL DISTRICT | 1 | 2.44% | EMERGENCY PERMITS | | | |
| | | | | Multiple Subject Teaching Permit | 1 | | |
| | | | | | | General Subjects | 1 |
| | | 40 | 97.56% | Fully Credentialed Teachers | | | |
| | STRATHMORE UNION ELEMENTARY SCHOOL DISTRICT Total | 41 | | | | | |
| TULARE | SUNDALE UNION ELEMENTARY SCHOOL DISTRICT | 2 | 6.90% | EMERGENCY PERMITS | | | |
| | | | | Multiple Subject Teaching Permit | 2 | | |
| | | | | | | General Subjects (Examination) | 2 |
| | | 27 | 93.10% | Fully Credentialed Teachers | | | |
| | SUNDALE UNION ELEMENTARY SCHOOL DISTRICT Total | 29 | | | | | |
| TULARE | SUNNYSIDE UNION ELEMENTARY SCHOOL DISTRICT | 1 | 4.55% | SPECIAL TEMPORARY CERTIFICATE | | | |
| | | | | Special Temporary Cert / Multiple Subject | 1 | | |
| | | | | | | General Subjects (Examination) | 1 |
| | | 1 | 4.55% | EMERGENCY PERMITS | | | |
| | | | | Multiple Subject Teaching Permit | 1 | | |
| | | | | | | General Subjects | 1 |
| | | 20 | 90.91% | Fully Credentialed Teachers | | | |
| | SUNNYSIDE UNION ELEMENTARY SCHOOL DISTRICT Total | 22 | | | | | |
| TULARE | TERRA BELLA UNION ELEMENTARY SCHOOL DISTRICT | 1 | 2.04% | UNIVERSITY INTERNSHIP CREDENTIALS | | | |
| | | | | Multiple Subject Teaching Credential | 1 | | |
| | | | | | | General Subjects (Examination) | 1 |
| | | 6 | 12.24% | EMERGENCY PERMITS | | | |
| | | | | Multiple Subject Teaching Permit | 4 | | |
| | | | | | | General Subjects | 2 |
| | | | | | | General Subjects (Examination) | 2 |
| | | | | Single Subject Teaching Permit | 2 | | |
| | | | | | | English | 1 |
| | | | | | | Mathematics | 1 |
| | | 42 | 85.71% | Fully Credentialed Teachers | | | |
| | TERRA BELLA UNION ELEMENTARY SCHOOL DISTRICT Total | 49 | | | | | |
| TULARE | THREE RIVERS UNION ELEMENTARY SCHOOL DISTRICT | 1 | 11.11% | EMERGENCY PERMITS | | | |
| | | | | Multiple Subject Teaching Permit | 1 | | |
| | | | | | | General Subjects | 1 |
| | | 8 | 88.89% | Fully Credentialed Teachers | | | |
| | THREE RIVERS UNION ELEMENTARY SCHOOL DISTRICT Total | 9 | | | | | |

| County Name | Agency Name | Agency Total | % Agency | Credential Title | Cred Total | Subject | Subj Total |
|-------------|---|--------------|----------|---|------------|-----------------------------------|------------|
| TULARE | TULARE CITY ELEMENTARY SCHOOL DISTRICT | 1 | 0.25% | UNIVERSITY INTERNSHIP CREDENTIALS | | | |
| | | | | Multiple Subject Teaching Credential | 1 | | |
| | | 2 | 0.50% | EMERGENCY PERMITS | | General Subjects (Examination) | 1 |
| | | | | Education Specialist Instruction Permit | 1 | | |
| | | | | | | Mild/Moderate Disabilities | 1 |
| | | | | Single Subject Teaching Permit | 1 | | |
| | | | | | | Science: Biological Sciences | 1 |
| | | 399 | 99.25% | Fully Credentialed Teachers | | | |
| | TULARE CITY ELEMENTARY SCHOOL DISTRICT Total | 402 | | | | | |
| TULARE | TULARE COUNTY OFFICE OF EDUCATION | 5 | 3.91% | UNIVERSITY INTERNSHIP CREDENTIALS | | | |
| | | | | Education Specialist Instruction Credential | 4 | | |
| | | | | | | Moderate/Severe Disabilities | 4 |
| | | | | Multiple Subject Teaching Credential | 1 | | |
| | | | | | | General Subjects | 1 |
| | | 1 | 0.78% | DISTRICT INTERNSHIP CERTIFICATES | | | |
| | | | | District Intern Credential / Single Subject | 1 | | |
| | | | | | | Health Science (Examination) | 1 |
| | | 3 | 2.34% | SPECIAL TEMPORARY CERTIFICATE | | | |
| | | | | Special Temporary Cert / Ed. Specialist | 3 | | |
| | | | | | | Early Childhood Special Education | 1 |
| | | | | | | Moderate/Severe Disabilities | 2 |
| | | 14 | 10.94% | EMERGENCY PERMITS | | | |
| | | | | Education Specialist Instruction Permit | 11 | | |
| | | | | | | Deaf and Hard-of-Hearing | 1 |
| | | | | | | Early Childhood Special Education | 3 |
| | | | | | | Moderate/Severe Disabilities | 7 |
| | | | | | | Visual Impairments | 1 |
| | | | | Single Subject Teaching Permit | 3 | | |
| | | | | | | Business | 1 |
| | | | | | | English | 1 |
| | | | | | | Mathematics | 1 |
| | | 2 | 1.56% | CREDENTIAL WAIVERS | | | |
| | | | | Education Specialist Instruction Credential | 1 | | |
| | | | | | | Moderate/Severe Disabilities | 1 |
| | | | | Single Subject Teaching Credential | 1 | | |
| | | | | | | Health Science | 1 |
| | | 103 | 80.47% | Fully Credentialed Teachers | | | |
| | TULARE COUNTY OFFICE OF EDUCATION Total | 128 | | | | | |
| TULARE | TULARE JOINT UNION HIGH SCHOOL DISTRICT | 5 | 2.69% | UNIVERSITY INTERNSHIP CREDENTIALS | | | |
| | | | | Single Subject Teaching Credential | 5 | | |
| | | | | | | English | 1 |
| | | | | | | Mathematics | 1 |
| | | | | | | Mathematics (Examination) | 2 |
| | | | | | | Social Science (Examination) | 1 |
| | | 2 | 1.08% | SPECIAL TEMPORARY CERTIFICATE | | | |
| | | | | Special Temporary Cert / Single Subject | 2 | | |
| | | | | | | Foundational-Level Math (Exam) | 1 |
| | | | | | | Science: Biological Sci (Exam) | 1 |
| | | 3 | 1.61% | EMERGENCY PERMITS | | | |
| | | | | Multiple Subject Teaching Permit | 1 | | |
| | | | | | | General Subjects | 1 |
| | | | | Single Subject Teaching Permit | 2 | | |
| | | | | | | English | 2 |
| | | | | | | Social Science | 1 |
| | | 176 | 94.62% | Fully Credentialed Teachers | | | |
| | TULARE JOINT UNION HIGH SCHOOL DISTRICT Total | 186 | | | | | |
| TULARE | VISALIA UNIFIED SCHOOL DISTRICT | 2 | 0.17% | UNIVERSITY INTERNSHIP CREDENTIALS | | | |
| | | | | Multiple Subject Teaching Credential | 1 | | |
| | | | | | | General Subjects (Examination) | 1 |
| | | | | Single Subject Teaching Credential | 1 | | |
| | | | | | | Physical Education | 1 |
| | | 2 | 0.17% | DISTRICT INTERNSHIP CERTIFICATES | | | |
| | | | | District Intern Credential / Ed. Specialist | 2 | | |

| County Name | Agency Name | Agency Total | % Agency | Credential Title | Cred Total | Subject | Subj Total |
|-------------|---|--------------|----------|---|------------|-----------------------------------|------------|
| | | | | | | Mild/Moderate Disabilities | 2 |
| | | 1 | 0.09% | SPECIAL TEMPORARY CERTIFICATE | | | |
| | | | | Special Temporary Cert / Multiple Subject | 1 | | |
| | | 12 | 1.03% | EMERGENCY PERMITS | | General Subjects (Examination) | 1 |
| | | | | Education Specialist Instruction Permit | 5 | | |
| | | | | | | Early Childhood Special Education | 1 |
| | | | | Multiple Subject Teaching Permit | 3 | Mild/Moderate Disabilities | 5 |
| | | | | | | General Subjects | 3 |
| | | | | Single Subject Teaching Permit | 4 | | |
| | | | | | | English | 1 |
| | | | | | | Mathematics | 1 |
| | | | | | | Physical Education (Examination) | 1 |
| | | | | | | Science: Geosciences | 1 |
| | | 1 | 0.09% | CREDENTIAL WAIVERS | | | |
| | | | | Education Specialist Instruction Credential | 1 | | |
| | | | | | | Mild/Moderate Disabilities | 1 |
| | | 1149 | 98.46% | Fully Credentialed Teachers | | | |
| | VISALIA UNIFIED SCHOOL DISTRICT Total | 1167 | | | | | |
| TULARE | WAUKENA JOINT UNION ELEMENTARY | 1 | 11.11% | SPECIAL TEMPORARY CERTIFICATE | | | |
| | | | | Special Temporary Cert / Multiple Subject | 1 | | |
| | | | | | | General Subjects | 1 |
| | | 8 | 88.89% | Fully Credentialed Teachers | | | |
| | WAUKENA JOINT UNION ELEMENTARY Total | 9 | | | | | |
| TULARE | WOODLAKE UNION ELEMENTARY SCHOOL DISTRICT | 2 | 2.41% | EMERGENCY PERMITS | | | |
| | | | | Education Specialist Instruction Permit | 1 | | |
| | | | | | | Mild/Moderate Disabilities | 1 |
| | | | | Multiple Subject Teaching Permit | 1 | | |
| | | | | | | General Subjects | 1 |
| | | 81 | 97.59% | Fully Credentialed Teachers | | | |
| | WOODLAKE UNION ELEMENTARY SCHOOL DISTRICT Total | 83 | | | | | |
| TULARE | WOODLAKE UNION HIGH SCHOOL DISTRICT | 4 | 11.43% | EMERGENCY PERMITS | | | |
| | | | | Education Specialist Instruction Permit | 2 | | |
| | | | | | | Early Childhood Special Education | 1 |
| | | | | | | Mild/Moderate Disabilities | 2 |
| | | | | Single Subject Teaching Permit | 2 | | |
| | | | | | | English | 2 |
| | | 31 | 88.57% | Fully Credentialed Teachers | | | |
| | WOODLAKE UNION HIGH SCHOOL DISTRICT Total | 35 | | | | | |
| TULARE | WOODVILLE ELEMENTARY SCHOOL DISTRICT | 1 | 2.38% | UNIVERSITY INTERNSHIP CREDENTIALS | | | |
| | | | | Multiple Subject Teaching Credential | 1 | | |
| | | | | | | General Subjects | 1 |
| | | 1 | 2.38% | SPECIAL TEMPORARY CERTIFICATE | | | |
| | | | | Special Temporary Cert / Single Subject | 1 | | |
| | | | | | | Science: Biological Sciences | 1 |
| | | 3 | 7.14% | EMERGENCY PERMITS | | | |
| | | | | Multiple Subject Teaching Permit | 3 | | |
| | | | | | | General Subjects | 2 |
| | | | | | | General Subjects (Examination) | 1 |
| | | 37 | 88.10% | Fully Credentialed Teachers | | | |
| | WOODVILLE ELEMENTARY SCHOOL DISTRICT Total | 42 | | | | | |
| TUOLUMNE | BIG OAK FLAT-GROVELAND UNIFIED | 5 | 15.15% | UNIVERSITY INTERNSHIP CREDENTIALS | | | |
| | | | | Multiple Subject Teaching Credential | 5 | | |
| | | | | | | General Subjects (Examination) | 5 |
| | | 2 | 6.06% | EMERGENCY PERMITS | | | |
| | | | | Education Specialist Instruction Permit | 1 | | |
| | | | | | | Mild/Moderate Disabilities | 1 |
| | | | | Single Subject Teaching Permit | 1 | | |
| | | | | | | Mathematics | 1 |
| | | | | | | Science: Physics | 1 |
| | | 26 | 78.79% | Fully Credentialed Teachers | | | |
| | BIG OAK FLAT-GROVELAND UNIFIED Total | 33 | | | | | |
| TUOLUMNE | COLUMBIA UNION | 1 | 3.45% | EMERGENCY PERMITS | | | |

| County Name | Agency Name | Agency Total | % Agency | Credential Title | Cred Total | Subject | Subj Total |
|-------------|---|--------------|----------|---|------------|-------------------------------------|------------|
| | | | | Education Specialist Instruction Permit | 1 | | |
| | | | | | | Mild/Moderate Disabilities | 1 |
| | | 28 | 96.55% | Fully Credentialed Teachers | | | |
| | COLUMBIA UNION Total | 29 | | | | | |
| TUOLUMNE | SONORA UNION HIGH | 1 | 1.35% | EMERGENCY PERMITS | | | |
| | | | | Single Subject Teaching Permit | 1 | | |
| | | | | | | English | 1 |
| | | 73 | 98.65% | Fully Credentialed Teachers | | | |
| | SONORA UNION HIGH Total | 74 | | | | | |
| TUOLUMNE | TUOLUMNE COUNTY OFFICE OF EDUCATION | 1 | 8.33% | EMERGENCY PERMITS | | | |
| | | | | Education Specialist Instruction Permit | 1 | | |
| | | | | | | Moderate/Severe Disabilities | 1 |
| | | 11 | 91.67% | Fully Credentialed Teachers | | | |
| | TUOLUMNE COUNTY OFFICE OF EDUCATION Total | 12 | | | | | |
| VENTURA | BRIGGS ELEMENTARY | 2 | 9.52% | UNIVERSITY INTERNSHIP CREDENTIALS | | | |
| | | | | Multiple Subject Teaching Credential | 2 | | |
| | | | | | | General Subjects (Examination) | 2 |
| | | 19 | 90.48% | Fully Credentialed Teachers | | | |
| | BRIGGS ELEMENTARY Total | 21 | | | | | |
| VENTURA | CONEJO VALLEY UNIFIED SCHOOL DISTRICT | 18 | 1.80% | UNIVERSITY INTERNSHIP CREDENTIALS | | | |
| | | | | Education Specialist Instruction Credential | 8 | | |
| | | | | | | Mild/Moderate Disabilities | 7 |
| | | | | | | Moderate/Severe Disabilities | 1 |
| | | | | Single Subject Teaching Credential | 10 | | |
| | | | | | | Biological Sci (Specialized) (Exam) | 1 |
| | | | | | | English (Examination) | 1 |
| | | | | | | Foreign Language: French | 1 |
| | | | | | | Foundational-Level Math (Exam) | 1 |
| | | | | | | Health Science (Examination) | 1 |
| | | | | | | Mathematics | 3 |
| | | | | | | Music | 2 |
| | | | | | | Physical Education (Examination) | 1 |
| | | 1 | 0.10% | PRE-INTERNSHIP CERTIFICATES | | | |
| | | | | Pre-Intern Certificate / Single Subject | 1 | | |
| | | | | | | Foundational-Level Mathematics | 1 |
| | | 20 | 2.00% | EMERGENCY PERMITS | | | |
| | | | | Education Specialist Instruction Permit | 4 | | |
| | | | | | | Mild/Moderate Disabilities | 2 |
| | | | | | | Moderate/Severe Disabilities | 2 |
| | | | | Multiple Subject Teaching Permit | 3 | | |
| | | | | | | General Subjects | 1 |
| | | | | | | General Subjects (Examination) | 2 |
| | | | | Single Subject Teaching Permit | 13 | | |
| | | | | | | Art | 1 |
| | | | | | | English | 4 |
| | | | | | | English (Examination) | 1 |
| | | | | | | Foreign Lang: American Sign Lang | 2 |
| | | | | | | Mathematics | 1 |
| | | | | | | Music | 1 |
| | | | | | | Physical Education | 3 |
| | | | | | | Science: Biological Sciences | 1 |
| | | 1 | 0.10% | CREDENTIAL WAIVERS | | | |
| | | | | Education Specialist Instruction Credential | 1 | | |
| | | | | | | Mild/Moderate Disabilities | 1 |
| | | 962 | 96.01% | Fully Credentialed Teachers | | | |
| | CONEJO VALLEY UNIFIED SCHOOL DISTRICT Total | 1002 | | | | | |
| VENTURA | FILLMORE UNIFIED | 4 | 2.22% | UNIVERSITY INTERNSHIP CREDENTIALS | | | |
| | | | | Education Specialist Instruction Credential | 2 | | |
| | | | | | | Mild/Moderate Disabilities | 2 |
| | | | | Single Subject Teaching Credential | 2 | | |
| | | | | | | Mathematics (Examination) | 1 |
| | | | | | | Science: Biological Sci (Exam) | 1 |
| | | 4 | 2.22% | EMERGENCY PERMITS | | | |
| | | | | Single Subject Teaching Permit | 4 | | |

| County Name | Agency Name | Agency Total | % Agency | Credential Title | Cred Total | Subject | Subj Total |
|-------------|---|--------------|----------|---|------------|-----------------------------------|------------|
| | | | | | | English | 1 |
| | | | | | | Foreign Language: French | 1 |
| | | | | | | Mathematics | 1 |
| | | | | | | Science: Biological Sciences | 1 |
| | | | | | | Science: Biological Sci (Exam) | 1 |
| | | 172 | 95.56% | Fully Credentialed Teachers | | | |
| | FILLMORE UNIFIED Total | 180 | | | | | |
| VENTURA | HUENEME SCHOOL DISTRICT | 1 | 0.26% | EMERGENCY PERMITS | | | |
| | | | | Multiple Subject Teaching Permit | 1 | | |
| | | | | | | General Subjects | 1 |
| | | 378 | 99.74% | Fully Credentialed Teachers | | | |
| | HUENEME SCHOOL DISTRICT Total | 379 | | | | | |
| VENTURA | OAK PARK UNIFIED | 1 | 0.58% | UNIVERSITY INTERNSHIP CREDENTIALS | | | |
| | | | | Single Subject Teaching Credential | 1 | | |
| | | | | | | Mathematics | 1 |
| | | 1 | 0.58% | SPECIAL TEMPORARY CERTIFICATE | | | |
| | | | | Special Temporary Cert / Single Subject | 1 | | |
| | | | | | | Mathematics | 1 |
| | | 171 | 98.84% | Fully Credentialed Teachers | | | |
| | OAK PARK UNIFIED Total | 173 | | | | | |
| VENTURA | OCEAN VIEW ELEMENTARY SCHOOL DISTRICT | 2 | 1.54% | UNIVERSITY INTERNSHIP CREDENTIALS | | | |
| | | | | Multiple Subject Teaching Credential | 1 | | |
| | | | | | | General Subjects (Examination) | 1 |
| | | | | Single Subject Teaching Credential | 1 | | |
| | | 1 | 0.77% | EMERGENCY PERMITS | | | |
| | | | | Multiple Subject Teaching Permit | 1 | | |
| | | | | | | Mathematics (Examination) | 1 |
| | | | | | | General Subjects | 1 |
| | | 127 | 97.69% | Fully Credentialed Teachers | | | |
| | OCEAN VIEW ELEMENTARY SCHOOL DISTRICT Total | 130 | | | | | |
| VENTURA | OJAI UNIFIED SCHOOL DISTRICT | 1 | 0.58% | UNIVERSITY INTERNSHIP CREDENTIALS | | | |
| | | | | Single Subject Teaching Credential | 1 | | |
| | | | | | | Mathematics | 1 |
| | | 5 | 2.92% | EMERGENCY PERMITS | | | |
| | | | | Education Specialist Instruction Permit | 2 | | |
| | | | | | | Mild/Moderate Disabilities | 1 |
| | | | | | | Moderate/Severe Disabilities | 1 |
| | | | | Single Subject Teaching Permit | 3 | | |
| | | | | | | Art | 1 |
| | | | | | | Mathematics | 1 |
| | | | | | | Social Science | 1 |
| | | 165 | 96.49% | Fully Credentialed Teachers | | | |
| | OJAI UNIFIED SCHOOL DISTRICT Total | 171 | | | | | |
| VENTURA | OXNARD ELEMENTARY | 10 | 1.26% | UNIVERSITY INTERNSHIP CREDENTIALS | | | |
| | | | | Education Specialist Instruction Credential | 3 | | |
| | | | | | | Mild/Moderate Disabilities | 2 |
| | | | | | | Moderate/Severe Disabilities | 1 |
| | | | | Multiple Subject Teaching Credential | 2 | | |
| | | | | | | General Subjects (Examination) | 2 |
| | | | | Single Subject Teaching Credential | 5 | | |
| | | | | | | Foundational-Level Math (Exam) | 1 |
| | | | | | | Health Science (Examination) | 1 |
| | | | | | | Mathematics (Examination) | 1 |
| | | | | | | Physical Education | 1 |
| | | | | | | Physical Education (Examination) | 2 |
| | | 1 | 0.13% | SPECIAL TEMPORARY CERTIFICATE | | | |
| | | | | Special Temporary Cert / Ed. Specialist | 1 | | |
| | | | | | | Early Childhood Special Education | 1 |
| | | 29 | 3.67% | EMERGENCY PERMITS | | | |
| | | | | Education Specialist Instruction Permit | 7 | | |
| | | | | | | Early Childhood Special Education | 2 |
| | | | | | | Mild/Moderate Disabilities | 3 |
| | | | | | | Moderate/Severe Disabilities | 3 |
| | | | | Multiple Subject Teaching Permit | 17 | | |

| County Name | Agency Name | Agency Total | % Agency | Credential Title | Cred Total | Subject | Subj Total |
|-------------|---|--------------|----------|---|------------|------------------------------------|------------|
| | | | | | | General Subjects | 14 |
| | | | | | | General Subjects (Examination) | 3 |
| | | | | Single Subject Teaching Permit | 5 | | |
| | | | | | | English | 2 |
| | | | | | | Foundational-Level Math (Exam) | 1 |
| | | | | | | Music | 1 |
| | | | | | | Physical Education | 1 |
| | | 751 | 94.94% | Fully Credentialed Teachers | | | |
| | OXNARD ELEMENTARY Total | 791 | | | | | |
| VENTURA | OXNARD UNION HIGH SCHOOL DISTRICT | 28 | 4.25% | UNIVERSITY INTERNSHIP CREDENTIALS | | | |
| | | | | Education Specialist Instruction Credential | 13 | | |
| | | | | | | Mild/Moderate Disabilities | 13 |
| | | | | Single Subject Teaching Credential | 15 | | |
| | | | | | | Art (Examination) | 1 |
| | | | | | | English | 2 |
| | | | | | | English (Examination) | 5 |
| | | | | | | Foundational-Level Math (Exam) | 3 |
| | | | | | | Mathematics | 1 |
| | | | | | | Mathematics (Examination) | 1 |
| | | | | | | Science: Biological Sci (Exam) | 1 |
| | | | | | | Science: Geosciences (Examination) | 1 |
| | | 4 | 0.61% | SPECIAL TEMPORARY CERTIFICATE | | | |
| | | | | Special Temporary Cert / Single Subject | 4 | | |
| | | | | | | English (Examination) | 1 |
| | | | | | | Mathematics | 1 |
| | | | | | | Science: Biological Sci (Exam) | 2 |
| | | | | | | Science: Chemistry (Examination) | 2 |
| | | 1 | 0.15% | PRE-INTERNSHIP CERTIFICATES | | | |
| | | | | Pre-Intern Certificate / Single Subject | 1 | | |
| | | | | | | Foundational-Level Mathematics | 1 |
| | | 16 | 2.43% | EMERGENCY PERMITS | | | |
| | | | | Education Specialist Instruction Permit | 5 | | |
| | | | | | | Mild/Moderate Disabilities | 4 |
| | | | | | | Moderate/Severe Disabilities | 3 |
| | | | | Single Subject Teaching Permit | 11 | | |
| | | | | | | English | 3 |
| | | | | | | Foundational-Level Math (Exam) | 3 |
| | | | | | | Mathematics | 1 |
| | | | | | | Physical Education | 3 |
| | | | | | | Science: Biological Sciences | 1 |
| | | | | | | Social Science | 1 |
| | | 610 | 92.56% | Fully Credentialed Teachers | | | |
| | OXNARD UNION HIGH SCHOOL DISTRICT Total | 659 | | | | | |
| VENTURA | PLEASANT VALLEY SCHOOL DISTRICT | 4 | 1.16% | UNIVERSITY INTERNSHIP CREDENTIALS | | | |
| | | | | Education Specialist Instruction Credential | 1 | | |
| | | | | | | Mild/Moderate Disabilities | 1 |
| | | | | Multiple Subject Teaching Credential | 1 | | |
| | | | | | | General Subjects (Examination) | 1 |
| | | | | Single Subject Teaching Credential | 2 | | |
| | | | | | | English | 1 |
| | | | | | | English (Examination) | 1 |
| | | 3 | 0.87% | EMERGENCY PERMITS | | | |
| | | | | Education Specialist Instruction Permit | 2 | | |
| | | | | | | Early Childhood Special Education | 1 |
| | | | | | | Mild/Moderate Disabilities | 1 |
| | | | | Multiple Subject Teaching Permit | 1 | | |
| | | | | | | General Subjects | 1 |
| | | 338 | 97.97% | Fully Credentialed Teachers | | | |
| | PLEASANT VALLEY SCHOOL DISTRICT Total | 345 | | | | | |
| VENTURA | RIO ELEMENTARY SCHOOL DISTRICT | 3 | 1.60% | UNIVERSITY INTERNSHIP CREDENTIALS | | | |
| | | | | Education Specialist Instruction Credential | 1 | | |
| | | | | | | Mild/Moderate Disabilities | 1 |
| | | | | Multiple Subject Teaching Credential | 1 | | |
| | | | | | | General Subjects | 1 |

| County Name | Agency Name | Agency Total | % Agency | Credential Title | Cred Total | Subject | Subj Total |
|-------------|---|--------------|----------|---|------------|------------------------------------|------------|
| | | | | Single Subject Teaching Credential | 1 | | |
| | | 3 | 1.60% | EMERGENCY PERMITS | | Physical Education | 1 |
| | | | | Education Specialist Instruction Permit | 1 | | |
| | | | | Single Subject Teaching Permit | 2 | Early Childhood Special Education | 1 |
| | | | | | | Physical Education | 2 |
| | | 182 | 96.81% | Fully Credentialed Teachers | | Social Science | 1 |
| | RIO ELEMENTARY SCHOOL DISTRICT Total | 188 | | | | | |
| VENTURA | SANTA PAULA ELEMENTARY | 1 | 0.70% | UNIVERSITY INTERNSHIP CREDENTIALS | | | |
| | | | | Single Subject Teaching Credential | 1 | Science: Chemistry (Examination) | 1 |
| | | 1 | 0.70% | CREDENTIAL WAIVERS | | | |
| | | | | Multiple Subject Teaching Credential | 1 | General Subjects | 1 |
| | | 141 | 98.60% | Fully Credentialed Teachers | | | |
| | SANTA PAULA ELEMENTARY Total | 143 | | | | | |
| VENTURA | SANTA PAULA UNION HIGH | 3 | 4.48% | UNIVERSITY INTERNSHIP CREDENTIALS | | | |
| | | | | Education Specialist Instruction Credential | 1 | Mild/Moderate Disabilities | 1 |
| | | | | Single Subject Teaching Credential | 2 | Foundational-Level Math (Exam) | 1 |
| | | | | | | Mathematics | 1 |
| | | 3 | 4.48% | EMERGENCY PERMITS | | | |
| | | | | Education Specialist Instruction Permit | 1 | Mild/Moderate Disabilities | 1 |
| | | | | Single Subject Teaching Permit | 2 | Mathematics | 1 |
| | | | | | | Science: Biological Sciences | 1 |
| | | | | | | Science: Chemistry | 1 |
| | | | | | | Science: Physics | 1 |
| | | 61 | 91.04% | Fully Credentialed Teachers | | | |
| | SANTA PAULA UNION HIGH Total | 67 | | | | | |
| VENTURA | SIMI VALLEY UNIFIED SCHOOL DISTRICT | 11 | 1.18% | UNIVERSITY INTERNSHIP CREDENTIALS | | | |
| | | | | Education Specialist Instruction Credential | 7 | Mild/Moderate Disabilities | 6 |
| | | | | | | Moderate/Severe Disabilities | 1 |
| | | | | Single Subject Teaching Credential | 4 | Foundational-Level Math (Exam) | 1 |
| | | | | | | Mathematics (Examination) | 1 |
| | | | | | | Science: Biological Sciences | 1 |
| | | | | | | Science: Geosciences (Examination) | 1 |
| | | 3 | 0.32% | SPECIAL TEMPORARY CERTIFICATE | | | |
| | | | | Special Temporary Cert / Ed. Specialist | 3 | Early Childhood Special Education | 2 |
| | | | | | | Moderate/Severe Disabilities | 1 |
| | | 2 | 0.21% | PRE-INTERNSHIP CERTIFICATES | | | |
| | | | | Pre-Intern Certificate / Single Subject | 2 | Mathematics | 1 |
| | | | | | | Science: Chemistry | 1 |
| | | 9 | 0.96% | EMERGENCY PERMITS | | | |
| | | | | Education Specialist Instruction Permit | 7 | Deaf and Hard-of-Hearing | 1 |
| | | | | | | Mild/Moderate Disabilities | 3 |
| | | | | | | Moderate/Severe Disabilities | 3 |
| | | | | Multiple Subject Teaching Permit | 1 | General Subjects (Examination) | 1 |
| | | | | Single Subject Teaching Permit | 1 | Foreign Language: Spanish | 1 |
| | | 910 | 97.33% | Fully Credentialed Teachers | | | |
| | SIMI VALLEY UNIFIED SCHOOL DISTRICT Total | 935 | | | | | |
| VENTURA | SOMIS UNION ELEMENTARY SCHOOL DISTRICT | 1 | 3.70% | UNIVERSITY INTERNSHIP CREDENTIALS | | | |
| | | | | Education Specialist Instruction Credential | 1 | | |

| County Name | Agency Name | Agency Total | % Agency | Credential Title | Cred Total | Subject | Subj Total |
|-------------|--|--------------|----------|---|------------|-----------------------------------|------------|
| | | | | | | Mild/Moderate Disabilities | 1 |
| | | 26 | 96.30% | Fully Credentialed Teachers | | | |
| | SOMIS UNION ELEMENTARY SCHOOL DISTRICT Total | 27 | | | | | |
| VENTURA | VENTURA COUNTY OFFICE OF EDUCATION | 5 | 7.04% | UNIVERSITY INTERNSHIP CREDENTIALS | | | |
| | | | | Education Specialist Instruction Credential | 5 | | |
| | | | | | | Mild/Moderate Disabilities | 2 |
| | | | | | | Moderate/Severe Disabilities | 3 |
| | | 1 | 1.41% | SPECIAL TEMPORARY CERTIFICATE | | | |
| | | | | Special Temporary Cert / Ed. Specialist | 1 | | |
| | | | | | | Mild/Moderate Disabilities | 1 |
| | | 1 | 1.41% | PRE-INTERNSHIP CERTIFICATES | | | |
| | | | | Pre-Intern Certificate / Single Subject | 1 | | |
| | | | | | | Foundational-Level Mathematics | 1 |
| | | 9 | 12.68% | EMERGENCY PERMITS | | | |
| | | | | Education Specialist Instruction Permit | 5 | | |
| | | | | | | Early Childhood Special Education | 2 |
| | | | | | | Mild/Moderate Disabilities | 1 |
| | | | | | | Moderate/Severe Disabilities | 2 |
| | | | | Multiple Subject Teaching Permit | 2 | | |
| | | | | | | General Subjects | 1 |
| | | | | | | General Subjects (Examination) | 1 |
| | | | | Single Subject Teaching Permit | 2 | | |
| | | | | | | Business | 1 |
| | | | | | | Physical Education | 1 |
| | | 55 | 77.46% | Fully Credentialed Teachers | | | |
| | VENTURA COUNTY OFFICE OF EDUCATION Total | 71 | | | | | |
| VENTURA | VENTURA UNIFIED SCHOOL DISTRICT | 14 | 1.76% | UNIVERSITY INTERNSHIP CREDENTIALS | | | |
| | | | | Education Specialist Instruction Credential | 8 | | |
| | | | | | | Mild/Moderate Disabilities | 7 |
| | | | | | | Moderate/Severe Disabilities | 1 |
| | | | | Multiple Subject Teaching Credential | 2 | | |
| | | | | | | General Subjects | 1 |
| | | | | | | General Subjects (Examination) | 1 |
| | | | | | | English (Examination) | 1 |
| | | | | | | Foundational-Level Math (Exam) | 1 |
| | | | | | | Mathematics | 1 |
| | | | | | | Music | 1 |
| | | 1 | 0.13% | SPECIAL TEMPORARY CERTIFICATE | | | |
| | | | | Special Temporary Cert / Single Subject | 1 | | |
| | | | | | | English | 1 |
| | | 1 | 0.13% | PRE-INTERNSHIP CERTIFICATES | | | |
| | | | | Pre-Intern Certificate / Ed. Specialist | 1 | | |
| | | | | | | Mild/Moderate Disabilities | 1 |
| | | 778 | 97.98% | Fully Credentialed Teachers | | | |
| | VENTURA UNIFIED SCHOOL DISTRICT Total | 794 | | | | | |
| YOLO | DAVIS JOINT UNIFIED SCHOOL DISTRICT | 1 | 0.24% | SPECIAL TEMPORARY CERTIFICATE | | | |
| | | | | Special Temporary Cert / Single Subject | 1 | | |
| | | | | | | English (Examination) | 1 |
| | | 5 | 1.18% | EMERGENCY PERMITS | | | |
| | | | | Education Specialist Instruction Permit | 4 | | |
| | | | | | | Mild/Moderate Disabilities | 1 |
| | | | | | | Moderate/Severe Disabilities | 3 |
| | | | | Single Subject Teaching Permit | 1 | | |
| | | | | | | Music | 1 |
| | | 416 | 98.58% | Fully Credentialed Teachers | | | |
| | DAVIS JOINT UNIFIED SCHOOL DISTRICT Total | 422 | | | | | |
| YOLO | ESPARTO UNIFIED | 1 | 1.92% | EMERGENCY PERMITS | | | |
| | | | | Single Subject Teaching Permit | 1 | | |
| | | | | | | Mathematics | 1 |
| | | 51 | 98.08% | Fully Credentialed Teachers | | | |
| | ESPARTO UNIFIED Total | 52 | | | | | |
| YOLO | WASHINGTON UNIFIED SCHOOL DISTRICT | 1 | 0.27% | UNIVERSITY INTERNSHIP CREDENTIALS | | | |
| | | | | Single Subject Teaching Credential | 1 | | |

| County Name | Agency Name | Agency Total | % Agency | Credential Title | Cred Total | Subject | Subj Total |
|-------------|--|--------------|----------|---|------------|-----------------------------------|------------|
| | | | | | | English (Examination) | 1 |
| | | 1 | 0.27% | DISTRICT INTERNSHIP CERTIFICATES | | | |
| | | | | District Intern Credential / Ed. Specialist | 1 | | |
| | | 7 | 1.90% | EMERGENCY PERMITS | | Mild/Moderate Disabilities | 1 |
| | | | | Education Specialist Instruction Permit | 3 | | |
| | | | | Multiple Subject Teaching Permit | 4 | Mild/Moderate Disabilities | 3 |
| | | | | | | General Subjects | 2 |
| | | | | | | General Subjects (Examination) | 2 |
| | | 359 | 97.55% | Fully Credentialed Teachers | | | |
| | WASHINGTON UNIFIED SCHOOL DISTRICT Total | 368 | | | | | |
| YOLO | WINTERS JOINT UNIFIED SCHOOL DISTRICT | 1 | 0.95% | SPECIAL TEMPORARY CERTIFICATE | | | |
| | | | | Special Temporary Cert / Ed. Specialist | 1 | | |
| | | 1 | 0.95% | PRE-INTERNSHIP CERTIFICATES | | Mild/Moderate Disabilities | 1 |
| | | | | Pre-Intern Certificate / Single Subject | 1 | | |
| | | | | | | English | 1 |
| | | | | | | Foreign Language: Spanish | 1 |
| | | | | | | Social Science | 1 |
| | | 3 | 2.86% | EMERGENCY PERMITS | | | |
| | | | | Single Subject Teaching Permit | 3 | | |
| | | | | | | Foundational-Level Math (Exam) | 1 |
| | | | | | | Mathematics | 2 |
| | | 100 | 95.24% | Fully Credentialed Teachers | | | |
| | WINTERS JOINT UNIFIED SCHOOL DISTRICT Total | 105 | | | | | |
| YOLO | WOODLAND JOINT UNIFIED SCHOOL DISTRICT | 22 | 4.39% | EMERGENCY PERMITS | | | |
| | | | | Education Specialist Instruction Permit | 6 | | |
| | | | | | | Early Childhood Special Education | 1 |
| | | | | | | Mild/Moderate Disabilities | 5 |
| | | | | Multiple Subject Teaching Permit | 5 | | |
| | | | | | | General Subjects | 3 |
| | | | | | | General Subjects (Examination) | 2 |
| | | | | Single Subject Teaching Permit | 11 | | |
| | | | | | | Agriculture | 1 |
| | | | | | | English | 1 |
| | | | | | | Foreign Language: Spanish | 1 |
| | | | | | | Mathematics | 4 |
| | | | | | | Physical Education | 2 |
| | | | | | | Science: Biological Sci (Exam) | 1 |
| | | | | | | Social Science | 1 |
| | | 479 | 95.61% | Fully Credentialed Teachers | | | |
| | WOODLAND JOINT UNIFIED SCHOOL DISTRICT Total | 501 | | | | | |
| YOLO | YOLO COUNTY OFFICE OF EDUCATION | 4 | 22.22% | EMERGENCY PERMITS | | | |
| | | | | Education Specialist Instruction Permit | 3 | | |
| | | | | | | Moderate/Severe Disabilities | 3 |
| | | | | Multiple Subject Teaching Permit | 1 | | |
| | | | | | | General Subjects (Examination) | 1 |
| | | 1 | 5.56% | CREDENTIAL WAIVERS | | | |
| | | | | Education Specialist Instruction Credential | 1 | | |
| | | | | | | Moderate/Severe Disabilities | 1 |
| | | 13 | 72.22% | Fully Credentialed Teachers | | | |
| | YOLO COUNTY OFFICE OF EDUCATION Total | 18 | | | | | |
| YUBA | MARYSVILLE JOINT UNIFIED SCHOOL DISTRICT | 8 | 1.52% | UNIVERSITY INTERNSHIP CREDENTIALS | | | |
| | | | | Education Specialist Instruction Credential | 5 | | |
| | | | | | | Mild/Moderate Disabilities | 5 |
| | | | | Multiple Subject Teaching Credential | 1 | | |
| | | | | | | General Subjects (Examination) | 1 |
| | | | | Single Subject Teaching Credential | 2 | | |
| | | | | | | English (Examination) | 1 |
| | | | | | | Science: Physics | 1 |
| | | 1 | 0.19% | DISTRICT INTERNSHIP CERTIFICATES | | | |
| | | | | District Intern Credential / Single Subject | 1 | | |
| | | | | | | Mathematics | 1 |

| County Name | Agency Name | Agency Total | % Agency | Credential Title | Cred Total | Subject | Subj Total |
|-------------|--|--------------|----------|--------------------------------------|------------|--------------------------------|------------|
| | | 1 | 0.19% | EMERGENCY PERMITS | | | |
| | | | | Multiple Subject Teaching Permit | 1 | | |
| | | 1 | 0.19% | CREDENTIAL WAIVERS | | General Subjects | 1 |
| | | | | Single Subject Teaching Credential | 1 | | |
| | | | | | | Mathematics | 1 |
| | | 517 | 97.92% | Fully Credentialed Teachers | | | |
| | MARYSVILLE JOINT UNIFIED SCHOOL DISTRICT Total | 528 | | | | | |
| YUBA | PLUMAS ELEMENTARY | 1 | 3.70% | UNIVERSITY INTERNSHIP CREDENTIALS | | | |
| | | | | Multiple Subject Teaching Credential | 1 | | |
| | | 2 | 7.41% | EMERGENCY PERMITS | | General Subjects (Examination) | 1 |
| | | | | Multiple Subject Teaching Permit | 2 | | |
| | | 24 | 88.89% | Fully Credentialed Teachers | | General Subjects | 2 |
| | PLUMAS ELEMENTARY Total | 27 | | | | | |
| YUBA | WHEATLAND ELEMENTARY | 3 | 2.16% | UNIVERSITY INTERNSHIP CREDENTIALS | | | |
| | | | | Multiple Subject Teaching Credential | 3 | | |
| | | | | | | General Subjects (Examination) | 3 |
| | | 136 | 97.84% | Fully Credentialed Teachers | | | |
| | WHEATLAND ELEMENTARY Total | 139 | | | | | |
| YUBA | YUBA COUNTY OFFICE OF EDUCATION | 9 | 25.71% | EMERGENCY PERMITS | | | |
| | | | | Multiple Subject Teaching Permit | 7 | | |
| | | | | | | General Subjects | 5 |
| | | | | | | General Subjects (Examination) | 2 |
| | | | | Single Subject Teaching Permit | 2 | | |
| | | | | | | Mathematics | 1 |
| | | | | | | Social Science (Examination) | 1 |
| | | 26 | 74.29% | Fully Credentialed Teachers | | | |
| | YUBA COUNTY OFFICE OF EDUCATION Total | 35 | | | | | |

| County Name | Agency Name | Agency Total | % Agency | Credential Title | Cred Total | Subject | Subj Total |
|-------------|---|--------------|----------|---|------------|----------------------------------|------------|
| | | | | | | Foundational-Level Mathematics | 1 |
| | | 20 | 2.00% | EMERGENCY PERMITS | | | |
| | | | | Education Specialist Instruction Permit | 4 | | |
| | | | | | | Mild/Moderate Disabilities | 2 |
| | | | | | | Moderate/Severe Disabilities | 2 |
| | | | | Multiple Subject Teaching Permit | 3 | | |
| | | | | | | General Subjects | 1 |
| | | | | Single Subject Teaching Permit | 13 | General Subjects (Examination) | 2 |
| | | | | | | Art | 1 |
| | | | | | | English | 4 |
| | | | | | | English (Examination) | 1 |
| | | | | | | Foreign Lang: American Sign Lang | 2 |
| | | | | | | Mathematics | 1 |
| | | | | | | Music | 1 |
| | | | | | | Physical Education | 3 |
| | | | | | | Science: Biological Sciences | 1 |
| | | 1 | 0.10% | CREDENTIAL WAIVERS | | | |
| | | | | Education Specialist Instruction Credential | 1 | | |
| | | | | | | Mild/Moderate Disabilities | 1 |
| | | 962 | 96.01% | Fully Credentialed Teachers | | | |
| | CONEJO VALLEY UNIFIED SCHOOL DISTRICT Total | 1002 | | | | | |
| VENTURA | FILLMORE UNIFIED | 4 | 2.22% | UNIVERSITY INTERNSHIP CREDENTIALS | | | |
| | | | | Education Specialist Instruction Credential | 2 | | |
| | | | | | | Mild/Moderate Disabilities | 2 |
| | | | | Single Subject Teaching Credential | 2 | | |
| | | | | | | Mathematics (Examination) | 1 |
| | | | | | | Science: Biological Sci (Exam) | 1 |
| | | 4 | 2.22% | EMERGENCY PERMITS | | | |
| | | | | Single Subject Teaching Permit | 4 | | |
| | | | | | | English | 1 |
| | | | | | | Foreign Language: French | 1 |
| | | | | | | Mathematics | 1 |
| | | | | | | Science: Biological Sciences | 1 |
| | | | | | | Science: Biological Sci (Exam) | 1 |
| | | 172 | 95.56% | Fully Credentialed Teachers | | | |
| | FILLMORE UNIFIED Total | 180 | | | | | |
| VENTURA | HUENEME SCHOOL DISTRICT | 1 | 0.26% | EMERGENCY PERMITS | | | |
| | | | | Multiple Subject Teaching Permit | 1 | | |
| | | | | | | General Subjects | 1 |
| | | 378 | 99.74% | Fully Credentialed Teachers | | | |
| | HUENEME SCHOOL DISTRICT Total | 379 | | | | | |
| VENTURA | OAK PARK UNIFIED | 1 | 0.58% | UNIVERSITY INTERNSHIP CREDENTIALS | | | |
| | | | | Single Subject Teaching Credential | 1 | | |
| | | | | | | Mathematics | 1 |
| | | 1 | 0.58% | SPECIAL TEMPORARY CERTIFICATE | | | |
| | | | | Special Temporary Cert / Single Subject | 1 | | |
| | | | | | | Mathematics | 1 |
| | | 171 | 98.84% | Fully Credentialed Teachers | | | |
| | OAK PARK UNIFIED Total | 173 | | | | | |
| VENTURA | OCEAN VIEW ELEMENTARY SCHOOL DISTRICT | 2 | 1.54% | UNIVERSITY INTERNSHIP CREDENTIALS | | | |
| | | | | Multiple Subject Teaching Credential | 1 | | |
| | | | | | | General Subjects (Examination) | 1 |
| | | | | Single Subject Teaching Credential | 1 | | |
| | | | | | | Mathematics (Examination) | 1 |
| | | 1 | 0.77% | EMERGENCY PERMITS | | | |
| | | | | Multiple Subject Teaching Permit | 1 | | |
| | | | | | | General Subjects | 1 |
| | | 127 | 97.69% | Fully Credentialed Teachers | | | |
| | OCEAN VIEW ELEMENTARY SCHOOL DISTRICT Total | 130 | | | | | |
| VENTURA | OJAI UNIFIED SCHOOL DISTRICT | 1 | 0.58% | UNIVERSITY INTERNSHIP CREDENTIALS | | | |
| | | | | Single Subject Teaching Credential | 1 | | |
| | | | | | | Mathematics | 1 |
| | | 5 | 2.92% | EMERGENCY PERMITS | | | |

| County Name | Agency Name | Agency Total | % Agency | Credential Title | Cred Total | Subject | Subj Total |
|-------------|------------------------------------|--------------|----------|---|------------|------------------------------------|------------|
| | | | | Education Specialist Instruction Permit | 2 | | |
| | | | | | | Mild/Moderate Disabilities | 1 |
| | | | | | | Moderate/Severe Disabilities | 1 |
| | | | | Single Subject Teaching Permit | 3 | | |
| | | | | | | Art | 1 |
| | | | | | | Mathematics | 1 |
| | | | | | | Social Science | 1 |
| | | 165 | 96.49% | Fully Credentialed Teachers | | | |
| | OJAI UNIFIED SCHOOL DISTRICT Total | 171 | | | | | |
| VENTURA | OXNARD ELEMENTARY | 10 | 1.26% | UNIVERSITY INTERNSHIP CREDENTIALS | | | |
| | | | | Education Specialist Instruction Credential | 3 | | |
| | | | | | | Mild/Moderate Disabilities | 2 |
| | | | | | | Moderate/Severe Disabilities | 1 |
| | | | | Multiple Subject Teaching Credential | 2 | | |
| | | | | | | General Subjects (Examination) | 2 |
| | | | | Single Subject Teaching Credential | 5 | | |
| | | | | | | Foundational-Level Math (Exam) | 1 |
| | | | | | | Health Science (Examination) | 1 |
| | | | | | | Mathematics (Examination) | 1 |
| | | | | | | Physical Education | 1 |
| | | | | | | Physical Education (Examination) | 2 |
| | | 1 | 0.13% | SPECIAL TEMPORARY CERTIFICATE | | | |
| | | | | Special Temporary Cert / Ed. Specialist | 1 | | |
| | | | | | | Early Childhood Special Education | 1 |
| | | 29 | 3.67% | EMERGENCY PERMITS | | | |
| | | | | Education Specialist Instruction Permit | 7 | | |
| | | | | | | Early Childhood Special Education | 2 |
| | | | | | | Mild/Moderate Disabilities | 3 |
| | | | | | | Moderate/Severe Disabilities | 3 |
| | | | | Multiple Subject Teaching Permit | 17 | | |
| | | | | | | General Subjects | 14 |
| | | | | | | General Subjects (Examination) | 3 |
| | | | | Single Subject Teaching Permit | 5 | | |
| | | | | | | English | 2 |
| | | | | | | Foundational-Level Math (Exam) | 1 |
| | | | | | | Music | 1 |
| | | | | | | Physical Education | 1 |
| | | 751 | 94.94% | Fully Credentialed Teachers | | | |
| | OXNARD ELEMENTARY Total | 791 | | | | | |
| VENTURA | OXNARD UNION HIGH SCHOOL DISTRICT | 28 | 4.25% | UNIVERSITY INTERNSHIP CREDENTIALS | | | |
| | | | | Education Specialist Instruction Credential | 13 | | |
| | | | | | | Mild/Moderate Disabilities | 13 |
| | | | | Single Subject Teaching Credential | 15 | | |
| | | | | | | Art (Examination) | 1 |
| | | | | | | English | 2 |
| | | | | | | English (Examination) | 5 |
| | | | | | | Foundational-Level Math (Exam) | 3 |
| | | | | | | Mathematics | 1 |
| | | | | | | Mathematics (Examination) | 1 |
| | | | | | | Science: Biological Sci (Exam) | 1 |
| | | | | | | Science: Geosciences (Examination) | 1 |
| | | 4 | 0.61% | SPECIAL TEMPORARY CERTIFICATE | | | |
| | | | | Special Temporary Cert / Single Subject | 4 | | |
| | | | | | | English (Examination) | 1 |
| | | | | | | Mathematics | 1 |
| | | | | | | Science: Biological Sci (Exam) | 2 |
| | | | | | | Science: Chemistry (Examination) | 2 |
| | | 1 | 0.15% | PRE-INTERNSHIP CERTIFICATES | | | |
| | | | | Pre-Intern Certificate / Single Subject | 1 | | |
| | | | | | | Foundational-Level Mathematics | 1 |
| | | 16 | 2.43% | EMERGENCY PERMITS | | | |
| | | | | Education Specialist Instruction Permit | 5 | | |
| | | | | | | Mild/Moderate Disabilities | 4 |
| | | | | | | Moderate/Severe Disabilities | 3 |

| County Name | Agency Name | Agency Total | % Agency | Credential Title | Cred Total | Subject | Subj Total |
|-------------|---|--------------|----------|---|------------|-----------------------------------|------------|
| | | | | Single Subject Teaching Permit | 11 | | |
| | | | | | | English | 3 |
| | | | | | | Foundational-Level Math (Exam) | 3 |
| | | | | | | Mathematics | 1 |
| | | | | | | Physical Education | 3 |
| | | | | | | Science: Biological Sciences | 1 |
| | | | | | | Social Science | 1 |
| | | 610 | 92.56% | Fully Credentialed Teachers | | | |
| | OXNARD UNION HIGH SCHOOL DISTRICT Total | 659 | | | | | |
| VENTURA | PLEASANT VALLEY SCHOOL DISTRICT | 4 | 1.16% | UNIVERSITY INTERNSHIP CREDENTIALS | | | |
| | | | | Education Specialist Instruction Credential | 1 | | |
| | | | | | | Mild/Moderate Disabilities | 1 |
| | | | | Multiple Subject Teaching Credential | 1 | | |
| | | | | | | General Subjects (Examination) | 1 |
| | | | | Single Subject Teaching Credential | 2 | | |
| | | | | | | English | 1 |
| | | | | | | English (Examination) | 1 |
| | | 3 | 0.87% | EMERGENCY PERMITS | | | |
| | | | | Education Specialist Instruction Permit | 2 | | |
| | | | | | | Early Childhood Special Education | 1 |
| | | | | | | Mild/Moderate Disabilities | 1 |
| | | | | Multiple Subject Teaching Permit | 1 | | |
| | | | | | | General Subjects | 1 |
| | | 338 | 97.97% | Fully Credentialed Teachers | | | |
| | PLEASANT VALLEY SCHOOL DISTRICT Total | 345 | | | | | |
| VENTURA | RIO ELEMENTARY SCHOOL DISTRICT | 3 | 1.60% | UNIVERSITY INTERNSHIP CREDENTIALS | | | |
| | | | | Education Specialist Instruction Credential | 1 | | |
| | | | | | | Mild/Moderate Disabilities | 1 |
| | | | | Multiple Subject Teaching Credential | 1 | | |
| | | | | | | General Subjects | 1 |
| | | | | Single Subject Teaching Credential | 1 | | |
| | | | | | | Physical Education | 1 |
| | | 3 | 1.60% | EMERGENCY PERMITS | | | |
| | | | | Education Specialist Instruction Permit | 1 | | |
| | | | | | | Early Childhood Special Education | 1 |
| | | | | Single Subject Teaching Permit | 2 | | |
| | | | | | | Physical Education | 2 |
| | | | | | | Social Science | 1 |
| | | 182 | 96.81% | Fully Credentialed Teachers | | | |
| | RIO ELEMENTARY SCHOOL DISTRICT Total | 188 | | | | | |
| VENTURA | SANTA PAULA ELEMENTARY | 1 | 0.70% | UNIVERSITY INTERNSHIP CREDENTIALS | | | |
| | | | | Single Subject Teaching Credential | 1 | | |
| | | | | | | Science: Chemistry (Examination) | 1 |
| | | 1 | 0.70% | CREDENTIAL WAIVERS | | | |
| | | | | Multiple Subject Teaching Credential | 1 | | |
| | | | | | | General Subjects | 1 |
| | | 141 | 98.60% | Fully Credentialed Teachers | | | |
| | SANTA PAULA ELEMENTARY Total | 143 | | | | | |
| VENTURA | SANTA PAULA UNION HIGH | 3 | 4.48% | UNIVERSITY INTERNSHIP CREDENTIALS | | | |
| | | | | Education Specialist Instruction Credential | 1 | | |
| | | | | | | Mild/Moderate Disabilities | 1 |
| | | | | Single Subject Teaching Credential | 2 | | |
| | | | | | | Foundational-Level Math (Exam) | 1 |
| | | | | | | Mathematics | 1 |
| | | 3 | 4.48% | EMERGENCY PERMITS | | | |
| | | | | Education Specialist Instruction Permit | 1 | | |
| | | | | | | Mild/Moderate Disabilities | 1 |
| | | | | Single Subject Teaching Permit | 2 | | |
| | | | | | | Mathematics | 1 |
| | | | | | | Science: Biological Sciences | 1 |
| | | | | | | Science: Chemistry | 1 |
| | | | | | | Science: Physics | 1 |
| | | 61 | 91.04% | Fully Credentialed Teachers | | | |
| | SANTA PAULA UNION HIGH Total | 67 | | | | | |

| County Name | Agency Name | Agency Total | % Agency | Credential Title | Cred Total | Subject | Subj Total |
|-------------|--|--------------|----------|---|------------|------------------------------------|------------|
| VENTURA | SIMI VALLEY UNIFIED SCHOOL DISTRICT | 11 | 1.18% | UNIVERSITY INTERNSHIP CREDENTIALS | | | |
| | | | | Education Specialist Instruction Credential | 7 | | |
| | | | | | | Mild/Moderate Disabilities | 6 |
| | | | | | | Moderate/Severe Disabilities | 1 |
| | | | | Single Subject Teaching Credential | 4 | | |
| | | | | | | Foundational-Level Math (Exam) | 1 |
| | | | | | | Mathematics (Examination) | 1 |
| | | | | | | Science: Biological Sciences | 1 |
| | | | | | | Science: Geosciences (Examination) | 1 |
| | | 3 | 0.32% | SPECIAL TEMPORARY CERTIFICATE | | | |
| | | | | Special Temporary Cert / Ed. Specialist | 3 | | |
| | | | | | | Early Childhood Special Education | 2 |
| | | | | | | Moderate/Severe Disabilities | 1 |
| | | 2 | 0.21% | PRE-INTERNSHIP CERTIFICATES | | | |
| | | | | Pre-Intern Certificate / Single Subject | 2 | | |
| | | | | | | Mathematics | 1 |
| | | | | | | Science: Chemistry | 1 |
| | | 9 | 0.96% | EMERGENCY PERMITS | | | |
| | | | | Education Specialist Instruction Permit | 7 | | |
| | | | | | | Deaf and Hard-of-Hearing | 1 |
| | | | | | | Mild/Moderate Disabilities | 3 |
| | | | | | | Moderate/Severe Disabilities | 3 |
| | | | | Multiple Subject Teaching Permit | 1 | | |
| | | | | | | General Subjects (Examination) | 1 |
| | | | | Single Subject Teaching Permit | 1 | | |
| | | | | | | Foreign Language: Spanish | 1 |
| | | 910 | 97.33% | Fully Credentialed Teachers | | | |
| | SIMI VALLEY UNIFIED SCHOOL DISTRICT Total | 935 | | | | | |
| VENTURA | SOMIS UNION ELEMENTARY SCHOOL DISTRICT | 1 | 3.70% | UNIVERSITY INTERNSHIP CREDENTIALS | | | |
| | | | | Education Specialist Instruction Credential | 1 | | |
| | | | | | | Mild/Moderate Disabilities | 1 |
| | | 26 | 96.30% | Fully Credentialed Teachers | | | |
| | SOMIS UNION ELEMENTARY SCHOOL DISTRICT Total | 27 | | | | | |
| VENTURA | VENTURA COUNTY OFFICE OF EDUCATION | 5 | 7.04% | UNIVERSITY INTERNSHIP CREDENTIALS | | | |
| | | | | Education Specialist Instruction Credential | 5 | | |
| | | | | | | Mild/Moderate Disabilities | 2 |
| | | | | | | Moderate/Severe Disabilities | 3 |
| | | 1 | 1.41% | SPECIAL TEMPORARY CERTIFICATE | | | |
| | | | | Special Temporary Cert / Ed. Specialist | 1 | | |
| | | | | | | Mild/Moderate Disabilities | 1 |
| | | 1 | 1.41% | PRE-INTERNSHIP CERTIFICATES | | | |
| | | | | Pre-Intern Certificate / Single Subject | 1 | | |
| | | | | | | Foundational-Level Mathematics | 1 |
| | | 9 | 12.68% | EMERGENCY PERMITS | | | |
| | | | | Education Specialist Instruction Permit | 5 | | |
| | | | | | | Early Childhood Special Education | 2 |
| | | | | | | Mild/Moderate Disabilities | 1 |
| | | | | | | Moderate/Severe Disabilities | 2 |
| | | | | Multiple Subject Teaching Permit | 2 | | |
| | | | | | | General Subjects | 1 |
| | | | | | | General Subjects (Examination) | 1 |
| | | | | Single Subject Teaching Permit | 2 | | |
| | | | | | | Business | 1 |
| | | | | | | Physical Education | 1 |
| | | 55 | 77.46% | Fully Credentialed Teachers | | | |
| | VENTURA COUNTY OFFICE OF EDUCATION Total | 71 | | | | | |
| VENTURA | VENTURA UNIFIED SCHOOL DISTRICT | 14 | 1.76% | UNIVERSITY INTERNSHIP CREDENTIALS | | | |
| | | | | Education Specialist Instruction Credential | 8 | | |
| | | | | | | Mild/Moderate Disabilities | 7 |
| | | | | | | Moderate/Severe Disabilities | 1 |
| | | | | Multiple Subject Teaching Credential | 2 | | |
| | | | | | | General Subjects | 1 |
| | | | | | | General Subjects (Examination) | 1 |
| | | | | Single Subject Teaching Credential | 4 | | |

| County Name | Agency Name | Agency Total | % Agency | Credential Title | Cred Total | Subject | Subj Total |
|-------------|---|--------------|----------|---|------------|-----------------------------------|------------|
| | | | | | | English (Examination) | 1 |
| | | | | | | Foundational-Level Math (Exam) | 1 |
| | | | | | | Mathematics | 1 |
| | | | | | | Music | 1 |
| | | 1 | 0.13% | SPECIAL TEMPORARY CERTIFICATE Special Temporary Cert / Single Subject | 1 | | |
| | | 1 | 0.13% | PRE-INTERNSHIP CERTIFICATES Pre-Intern Certificate / Ed. Specialist | 1 | English | 1 |
| | | 778 | 97.98% | Fully Credentialed Teachers | | Mild/Moderate Disabilities | 1 |
| | VENTURA UNIFIED SCHOOL DISTRICT Total | 794 | | | | | |
| YOLO | DAVIS JOINT UNIFIED SCHOOL DISTRICT | 1 | 0.24% | SPECIAL TEMPORARY CERTIFICATE Special Temporary Cert / Single Subject | 1 | | |
| | | 5 | 1.18% | EMERGENCY PERMITS Education Specialist Instruction Permit | 4 | English (Examination) | 1 |
| | | | | | | Mild/Moderate Disabilities | 1 |
| | | | | | | Moderate/Severe Disabilities | 3 |
| | | | | | | Single Subject Teaching Permit | 1 |
| | | 416 | 98.58% | Fully Credentialed Teachers | | Music | 1 |
| | DAVIS JOINT UNIFIED SCHOOL DISTRICT Total | 422 | | | | | |
| YOLO | ESPARTO UNIFIED | 1 | 1.92% | EMERGENCY PERMITS Single Subject Teaching Permit | 1 | | |
| | | 51 | 98.08% | Fully Credentialed Teachers | | Mathematics | 1 |
| | ESPARTO UNIFIED Total | 52 | | | | | |
| YOLO | WASHINGTON UNIFIED SCHOOL DISTRICT | 1 | 0.27% | UNIVERSITY INTERNSHIP CREDENTIALS Single Subject Teaching Credential | 1 | | |
| | | 1 | 0.27% | DISTRICT INTERNSHIP CERTIFICATES District Intern Credential / Ed. Specialist | 1 | English (Examination) | 1 |
| | | 7 | 1.90% | EMERGENCY PERMITS Education Specialist Instruction Permit | 3 | Mild/Moderate Disabilities | 1 |
| | | | | | | Mild/Moderate Disabilities | 3 |
| | | | | | | Multiple Subject Teaching Permit | 4 |
| | | 359 | 97.55% | Fully Credentialed Teachers | | General Subjects | 2 |
| | WASHINGTON UNIFIED SCHOOL DISTRICT Total | 368 | | | | General Subjects (Examination) | 2 |
| YOLO | WINTERS JOINT UNIFIED SCHOOL DISTRICT | 1 | 0.95% | SPECIAL TEMPORARY CERTIFICATE Special Temporary Cert / Ed. Specialist | 1 | | |
| | | 1 | 0.95% | PRE-INTERNSHIP CERTIFICATES Pre-Intern Certificate / Single Subject | 1 | Mild/Moderate Disabilities | 1 |
| | | | | | | English | 1 |
| | | | | | | Foreign Language: Spanish | 1 |
| | | | | | | Social Science | 1 |
| | | 3 | 2.86% | EMERGENCY PERMITS Single Subject Teaching Permit | 3 | | |
| | | 100 | 95.24% | Fully Credentialed Teachers | | Foundational-Level Math (Exam) | 1 |
| | WINTERS JOINT UNIFIED SCHOOL DISTRICT Total | 105 | | | | Mathematics | 2 |
| YOLO | WOODLAND JOINT UNIFIED SCHOOL DISTRICT | 22 | 4.39% | EMERGENCY PERMITS Education Specialist Instruction Permit | 6 | | |
| | | | | | | Early Childhood Special Education | 1 |
| | | | | | | Mild/Moderate Disabilities | 5 |
| | | | | | | Multiple Subject Teaching Permit | 5 |
| | | | | | | General Subjects | 3 |
| | | | | | | General Subjects (Examination) | 2 |
| | | | | | | Single Subject Teaching Permit | 11 |

| County Name | Agency Name | Agency Total | % Agency | Credential Title | Cred Total | Subject | Subj Total |
|-------------|--|--------------|----------|---|------------|--------------------------------|------------|
| | | | | | | Agriculture | 1 |
| | | | | | | English | 1 |
| | | | | | | Foreign Language: Spanish | 1 |
| | | | | | | Mathematics | 4 |
| | | | | | | Physical Education | 2 |
| | | | | | | Science: Biological Sci (Exam) | 1 |
| | | | | | | Social Science | 1 |
| | WOODLAND JOINT UNIFIED SCHOOL DISTRICT Total | 479 | 95.61% | Fully Credentialed Teachers | | | |
| | | 501 | | | | | |
| YOLO | YOLO COUNTY OFFICE OF EDUCATION | 4 | 22.22% | EMERGENCY PERMITS | | | |
| | | | | Education Specialist Instruction Permit | 3 | | |
| | | | | | | Moderate/Severe Disabilities | 3 |
| | | | | Multiple Subject Teaching Permit | 1 | | |
| | | 1 | 5.56% | CREDENTIAL WAIVERS | | General Subjects (Examination) | 1 |
| | | | | Education Specialist Instruction Credential | 1 | | |
| | | | | | | Moderate/Severe Disabilities | 1 |
| | | 13 | 72.22% | Fully Credentialed Teachers | | | |
| | YOLO COUNTY OFFICE OF EDUCATION Total | 18 | | | | | |
| YUBA | MARYSVILLE JOINT UNIFIED SCHOOL DISTRICT | 8 | 1.52% | UNIVERSITY INTERNSHIP CREDENTIALS | | | |
| | | | | Education Specialist Instruction Credential | 5 | | |
| | | | | | | Mild/Moderate Disabilities | 5 |
| | | | | Multiple Subject Teaching Credential | 1 | | |
| | | | | | | General Subjects (Examination) | 1 |
| | | | | Single Subject Teaching Credential | 2 | | |
| | | | | | | English (Examination) | 1 |
| | | 1 | 0.19% | DISTRICT INTERNSHIP CERTIFICATES | | Science: Physics | 1 |
| | | | | District Intern Credential / Single Subject | 1 | | |
| | | | | | | Mathematics | 1 |
| | | 1 | 0.19% | EMERGENCY PERMITS | | | |
| | | | | Multiple Subject Teaching Permit | 1 | | |
| | | | | | | General Subjects | 1 |
| | | 1 | 0.19% | CREDENTIAL WAIVERS | | | |
| | | | | Single Subject Teaching Credential | 1 | | |
| | | | | | | Mathematics | 1 |
| | | 517 | 97.92% | Fully Credentialed Teachers | | | |
| | MARYSVILLE JOINT UNIFIED SCHOOL DISTRICT Total | 528 | | | | | |
| YUBA | PLUMAS ELEMENTARY | 1 | 3.70% | UNIVERSITY INTERNSHIP CREDENTIALS | | | |
| | | | | Multiple Subject Teaching Credential | 1 | | |
| | | | | | | General Subjects (Examination) | 1 |
| | | 2 | 7.41% | EMERGENCY PERMITS | | | |
| | | | | Multiple Subject Teaching Permit | 2 | | |
| | | | | | | General Subjects | 2 |
| | | 24 | 88.89% | Fully Credentialed Teachers | | | |
| | PLUMAS ELEMENTARY Total | 27 | | | | | |
| YUBA | WHEATLAND ELEMENTARY | 3 | 2.16% | UNIVERSITY INTERNSHIP CREDENTIALS | | | |
| | | | | Multiple Subject Teaching Credential | 3 | | |
| | | | | | | General Subjects (Examination) | 3 |
| | | 136 | 97.84% | Fully Credentialed Teachers | | | |
| | WHEATLAND ELEMENTARY Total | 139 | | | | | |
| YUBA | YUBA COUNTY OFFICE OF EDUCATION | 9 | 25.71% | EMERGENCY PERMITS | | | |
| | | | | Multiple Subject Teaching Permit | 7 | | |
| | | | | | | General Subjects | 5 |
| | | | | | | General Subjects (Examination) | 2 |
| | | | | Single Subject Teaching Permit | 2 | | |
| | | | | | | Mathematics | 1 |
| | | | | | | Social Science (Examination) | 1 |
| | | 26 | 74.29% | Fully Credentialed Teachers | | | |
| | YUBA COUNTY OFFICE OF EDUCATION Total | 35 | | | | | |

Appendix

Types of Teaching Credentials in this Report

This report provides information regarding certification documents obtained by individuals who have completed preparation programs as well as licensing documents available to individuals who are in the process of completing such programs. It is helpful to understand the requirements for each type of certification. The following pages list the requirements for all the types of documents referenced in this report.

Professional Clear Teaching Credentials

To earn a Professional Clear Multiple or Single Subject Teaching Credential through a California postsecondary institution, the candidate must complete the following current requirements:

- 1) A baccalaureate or higher degree from a regionally accredited college or university;
- 2) Passage of the California Basic Educational Skills Test (CBEST);
- 3) Verification of subject matter competence by passage of an appropriate examination(s) or completion of a program of subject matter coursework through an institution with an approved program;
- 4) A course or examination in the principles of the United States Constitution;
- 5) A professional teacher preparation program including student teaching;
- 6) A course in reading instruction as a part of developing English language skills;
- 7) Passage of the Reading Instruction Competence Assessment (RICA) for the Multiple Subject Teaching Credential;
- 8) A fifth year of study consisting of 30 semester units beyond the bachelor's degree in a defined field of study designed to improve the teacher's competence and skills;
- 9) A course in health education including nutrition, the physiological and sociological effects of abuse of alcohol and narcotics and the use of tobacco, and training in cardiopulmonary resuscitation;
- 10) Coursework in the laws, methods and requirements for providing educational opportunities to individuals with exceptional needs in the regular classroom; and

- 11) Coursework in computer education which includes general and specialized skills in the use of computers in educational settings.

In Senate Bill 2042 (Alpert, Mazzone), Chapter 548, Statutes of 1998, the Legislature recently acted to streamline and consolidate this fragmented list of current credential requirements. As a consequence, the fifth year of study is being replaced by intensive induction programs such as BTSA, and the last three items are being folded into preparation and induction programs by the Commission. Meanwhile, prospective teachers receive preliminary teaching credentials as soon as they complete the first seven requirements above.

A candidate for the Professional Clear Education Specialist Instruction Credential must complete the following requirements:

- 1) requirements 1 through 7, and 9 and 11 described above;
- 2) an individualized induction plan designed by the teacher in collaboration with the employing agency and California college or university with an approved program; and
- 3) two years of successful experience in a public school (or private school of equivalent status).

Internship Teaching Certificates, Emergency Permits and Credential Waivers

Education Code Section 44225.6 requires the Commission to provide data on each of the documents available for individuals to serve as teachers prior to completion of a full preparation program. Those documents include University Internship Credentials, District Internship Certificates, Special Temporary Certificates, Pre-Intern Certificates, Emergency Permits and Credential Waivers. Following is information regarding each of those licensure documents, including the requirements for each.

University Internship Credentials

University Internship Credentials are issued to individuals who have enrolled in professionally accredited internship programs. These one- to two-year programs are administered by California colleges and universities in partnership with local school districts, and are designed to provide participants with classroom experience while they complete the coursework requirements for the preliminary or professional clear credential. University Internship Credentials authorize the holder to serve, under the supervision of an accredited institution and the holder's employer, in the area or subject listed on the credential.

Requirements for University Internship Credentials are:

- (1) Completion of a baccalaureate or higher degree from a regionally accredited institution;
- (2) Verification of passage of the California Basic Educational Skills Test (CBEST);
- (3) Completion of a U.S. Constitution course or examination;
- (4) Verification of subject matter competence by passage of the Commission-approved subject examinations for the subject(s) to be listed on the document or completion of a minimum of 4/5ths of the subject-matter program; and
- (5) Entry into a professionally accredited internship program.

The accredited internship *is* the professional preparation program for the teaching intern who qualifies for a Professional Clear Teaching Credential by completing the other requirements listed on page 2.

District Internship Credential

Districts that choose to offer a district internship program develop a professional development plan in consultation with an accredited institution that offers a teacher preparation program. The District Internship Certificate is issued for two years. During this two-year period the intern is required to complete the training, in-service, professional development and experience requirements as specified in the professional development plan. At the end of the two-year issuance of the certificate the district's governing board recommends to the Commission that the district intern be granted a professional clear teaching credential, provided all requirements have been met.

Requirements for initial issuance of a District Intern Credential are:

- (1) Completion of a baccalaureate or higher degree from a regionally accredited institution;
- (2) Verification of passage of the CBEST;
- (3) For the single subject authorization: a major or minor in the subject to be listed and (1) successful completion of the appropriate subject matter preparation program, or (2) passage of the Commission-approved subject matter examinations for the subject(s) to be listed.
For the multiple subject authorization: appropriate subject matter coursework and (1) successful completion of the appropriate subject matter

- preparation program, or (2) passage of the Praxis series Multiple Subjects Assessment for Teachers (MSAT);
- (4) Statement completed by the governing board of the employing agency verifying that the District Intern will be assisted and guided throughout the training period by a certificated employee.

Special Temporary Certificates

The Special Temporary certificate is an option to individuals who are not enrolled in an existing district or university internship program. The certificate is available only at the request of an employing agency.

Requirements for the Special Temporary Certificate are:

- (1) Completion of a baccalaureate or higher degree from a regionally accredited institution;
- (2) Verification of passage of the CBEST;
- (3) Complete a course (two semester units or three quarter units) in the principles of the U.S. Constitution, or pass an examination in the subject given by a regionally-accredited community college, college, or university.
- (4) Verify subject matter competence by ONE of the following three methods:
 - a) Achieve a passing score on all appropriate subject matter examination(s).
 - b) Complete a Commission-approved subject-matter program or its equivalent and obtain verification of completion from the authorized person in the education department of a California college or university with an accredited program.
 - c) For specialized science subject only, individuals may either take the appropriate subject matter examinations or obtain verification of completion of subject-matter course work from the Commission on Teacher Credentialing.
- (5) A completed Agreement. Individuals must have an offer of employment and be enrolled in a college or university with a Commission-approved program.

Pre-Intern Certificates

The Pre-Intern Teaching Program seeks to improve the effectiveness and retention of new teachers who have little or no experience or preparation and have not met the subject-matter competence requirement for entry into a credential program. The goal is to eventually replace the emergency permit

system with funded formalized preparation for entry into internship programs or regular teacher preparation programs. The Pre-Internship Program focuses on subject matter preparation and development of basic skills in classroom management, student discipline and teaching methodologies.

The Pre-Intern Certificate is only available to participants in approved pre-internship programs conducted by school districts and county offices of education based on grants to fund these programs by the State of California. The certificate authorizes service equivalent to that authorized by the related emergency permit.

The Pre-Intern Teaching Certificate is not available to individuals who have completed subject matter requirements for a teacher preparation program or individuals who have completed student teaching in an approved credential program.

General Requirements for the Pre-Intern Certificate

The applicant for the Pre-Intern Certificate must:

- (1) possess a baccalaureate or higher degree from a regionally accredited college or university; and
- (2) verify passage of the CBEST.

Specific Requirements for the Pre-Intern Certificate

Multiple Subject Teaching

The Multiple Subject Pre-Intern Teaching Certificate authorizes the holder to teach general subjects (self-contained) classes, such as those generally found in elementary schools. To qualify for this certificate must:

- (1) demonstrate intent to take the MSAT examination during the valid period of the certificate; and
- (2) verify the successful completion of at least 10 semester units of coursework at a regionally accredited institution with a grade of "C" or better in each of at least four of the following subject areas or at least 10 semester units of coursework in each of three subject areas and an additional 10 semester units in a combination of two of the remaining subject areas. The subject areas are as follows: language studies, history, literature, humanities, mathematics, the arts, science, physical education, social science and human development.

Single Subject Teaching

The Single Subject Pre-Intern Teaching Certificate authorizes the holder to teach the subject(s) listed on the certificate in departmentalized classes such as those normally found in high schools. Currently these certificates are available only in the subjects of mathematics, science and English. To qualify for this certificate the applicant must:

- (1) demonstrate intent to take the Commission-required examination(s) to verify knowledge of the subject(s) listed on the certificate during the valid period of the certificate; and
- (2) verify the successful completion of at least 18 semester units, or nine upper-division units of coursework completed at a regionally accredited institution with a grade of "C" or better in each subject to be listed on the certificate.

Emergency Permits

Emergency permits may be requested by employers when they are unable to locate enough fully credentialed teachers to meet employment needs. Emergency permits are valid for one year and authorize the holder to provide the same service as a full teaching credential. Employers applying on behalf of individuals for any of these permits must verify that those individuals have met minimum requirements before the permits are issued. Some of these requirements are general to all types of emergency permits, while others are specific to the type of permit requested. All emergency permits require the holder to complete specific requirements while he or she holds the permit in order to be eligible for a reissuance of the emergency permit for another year. Emergency permits may be renewed for a maximum of five years.

General Requirements for All Emergency Permits

The applicant must verify that he or she possesses a baccalaureate or higher degree from a regionally accredited college or university, has passed the CBEST and has completed the specific requirements for the permit requested, as described next.

All employing agencies requesting emergency permits are required to file a Declaration of Need for Fully Qualified Educators. This Declaration is submitted each school year prior to the Commission issuing emergency permits to individuals employed by the agency. The employing agency states on the Declaration of Need its estimate of need for each type of emergency permit. The Declaration must be approved in a public meeting of the agency's governing board.

As a condition for employing emergency permit holders, the district must agree to provide permit holders with orientation, guidance and assistance including curriculum training, and effective techniques of classroom instruction and management. This training should occur prior to the individual being placed in a classroom. The emergency permit regulations also require the employing district to assign a certified and experienced educator to guide and assist the emergency permit holder. In addition, the certified and experienced educator must have at least three years of full-time classroom teaching experience.

Emergency permits are valid for one year and restricted to the district requesting the permit.

Specific Requirements for Emergency Permits

In order to qualify for an emergency permit, an applicant must meet the general requirements listed above and requirements specific to the type of permit requested. Specific requirements are listed below by permit type:

Multiple Subject Emergency Teaching Permit

- (1) The applicant must provide written intent to complete the requirements for reissuance of the permit during the valid period of the permit.
- (2) The applicant must verify one of the following:
 - (a) passage of the Multiple Subject Assessment for Teachers (MSAT); or
 - (b) completion of at least 10 semester units of college course work in each of any four of the following subject areas: Language Studies, Literature, History, Social Science, Mathematics, Science, Humanities, Art, Physical Education and Human Development.

Single Subject Emergency Teaching Permit

- (1) The applicant must provide written intent to complete the requirements for reissuance of the permit during the valid period of the permit.
- (2) The applicant must verify one of the following:
 - (a) passage of the examination(s) approved by the Commission to verify appropriate knowledge of the subject to be listed on the permit; or
 - (b) verification of at least 18 semester units, or 9 upper division or graduate semester units of college course work in the subject to be listed on the permit.

Emergency Education Specialist Instruction Permit

- (1) The applicant must provide written intent to complete the requirements for reissuance of the permit during the valid period of the permit; and
- (2) The applicant must verify one of the following:
 - (a) possession of a valid basic California teaching credential; or
 - (b) possession or eligibility for an out-of-state special education credential requiring a baccalaureate degree and preparation program; or
 - (c) a minimum of three years successful classroom experience working with special education students in a public or state-certified school; or
 - (d) a minimum of nine semester units in special education or in a combination of special education and regular education that are appropriate to a special education or regular education teaching credential. teacher preparation coursework.

Reissuance Requirements for Emergency Permits

Applicants must satisfy all of the following requirements:

- (1) For the first reissuance only, all of the following requirements must be satisfied:
 - (a) assistance has been provided; and
 - (b) obtain an evaluation by a Commission-accredited professional preparation institution identifying requirements the emergency permit holder must complete to be eligible for the related credential; and
 - (c) verify that holders of the Emergency Multiple or Single Subject Teaching Permits, or Emergency Education Specialist Instruction Permit have completed one of the following:
 - take the appropriate subject-matter examination(s) if the holder has not completed the subject matter knowledge requirement prior to applying for the permit; or
 - complete at least six semester units or nine quarter units of accredited course work (with a grade of "C" or better) in a Commission-accredited professional preparation program or subject-matter program required for issuance of the related credential (The course work must be completed after the issuance date of the current permit and prior to the requested reissue date). The appropriate college or university must verify the course work; or
 - complete a minimum of 90 hours of professional development activities that are directly related to the subject or class authorized by the emergency permit if the applicant is employed by an employing agency with a Plan to Develop Fully Qualified Educators which has been accredited by the Commission.
- (2) For all subsequent reissuances, both of the following requirements must be satisfied:
 - (a) your employer must verify that guidance and assistance have been provided; and
 - (b) complete at least six semester units or nine quarter units of accredited course work (with a grade of "C" or better) in a Commission-accredited professional preparation program or subject-matter program required for issuance of the related

credential. The appropriate college or university must verify the course work.

- (3) The employing agency must have an annual Declaration of Need for Fully Qualified Educators on file with the Commission.

Credential Waivers

Credential waivers are utilized by county offices of education, school districts and non-public schools to fill certificated positions when individuals holding credentials or permits are unavailable. When an employing agency reviews its staffing needs and recruits for various positions, it first must attempt to fill a position with an appropriately credentialed employee. If a credentialed individual is not available, the employer must explore the feasibility of employing an individual in an internship capacity. If a university or district internship program is not available, the employer may request an emergency permit. When the employer is unable to find an individual who qualifies for the emergency permit, it then requests a credential waiver for the best qualified applicant available.

Credential waivers provide additional time for individuals to complete credential requirements or provide employing agencies with time to find an individual who either holds an appropriate credential or qualifies under one of the available assignment options. Waivers are generally issued for one calendar year and the individual on the waiver must demonstrate progress by completing an examination or coursework toward the credential before the employer may request a subsequent waiver.

General Criteria For All Waiver Requests

Waiver requests must meet all of the following criteria:

- *Recruitment:* There is acceptable evidence that the employer has verified that they have attempted to recruit a fully credentialed individual for this assignment.
- *Credential Goal:* There is evidence that the waiver request is in a subject matter area known to have substantial shortages of credentialed personnel. This is determined by a periodic review of the number of waiver requests and emergency permits issued during the prior year. Currently, the established shortage areas are: special education including the resource setting, speech

therapy, education for limited English proficient students, math and science instruction, reading instruction, driver education and training, library media services, and multiple subject instruction.

- *Qualifications:* There is acceptable evidence that the employing agency has provided sufficient information to explain why the applicant is the best available person for the position. Such information may include verification of the completion of a degree, CBEST, part or all of a professional preparation program, or related experience.
- *Assignment:* There is evidence that this person has not been identified as misassigned in this assignment by the employing agency, or if the person has been identified as misassigned, there is evidence that action other than requesting a waiver was taken as a result of that misassignment.
- *Commitment:* There is acceptable evidence that the individual will have ongoing support and assistance provided by district personnel who hold a credential in the area of the waiver.