
3A

Information

Professional Practices Committee

Division of Professional Practices Workload Report

Executive Summary: This agenda item provides a report on the Division of Professional Practices' current workload.

Recommended Action: For Information only

Presenter: Rachel Grizzaffi, Director, Division of Professional Practices

Division of Professional Practices Workload Report

Introduction

To increase its oversight of the work of the Division of Professional Practices (DPP), in 2011 the Commission on Teacher Credentialing (Commission) directed staff to present information about DPP's workload as part of the Commission's agenda.

Background

The Commission's dashboards, report on six key measurements in line-graph form, showing both the current year numbers as well as prior year numbers for comparison purposes.

The "Total Cases" are the number of open cases within DPP, including cases in the Intake Unit, before the Committee of Credentials (Committee), pending before the Commission, and pending an administrative hearing. At the end of April, the caseload was 3,139 which is above the normal range of 2,600-2,800 cases. DPP is currently evaluating the historical data of application and casework to determine if recent state and federal incentives to attract individuals into the teaching profession have created a new normal or if the caseload will return to the 2,600-2,800 range.

"Cases Opened" are new cases opened during the month, from all sources, including criminal arrest notices, district reports, affidavits, and educators who self-report misconduct. In April, staff opened 454 cases, which remains in the normal range of 400-500 cases opened per month; however, in March, DPP opened 635 cases which is well above the normal, also causing the increase in the overall number of Total Cases.

The "Initial Review" and "Formal Review" charts reflect the number of cases reviewed by the Committee, at its normal three-day meeting. The two-step process is required by statute. As expected, the Initial Review cases have increased to at least 90 or more cases per month.

"Cases Closed" is the number of matters closed by Commission action, Committee action or closed by staff where the Commission has given formal delegation of authority (i.e., single alcohol offenses that do not involve schools, minors, or publicity). The timing of closed cases is based on the meeting dates of both the Committee and the Commission. In March, DPP closed 562 cases, which exceeds the normal range. In April, 332 cases were closed, which is slightly below the normal range.

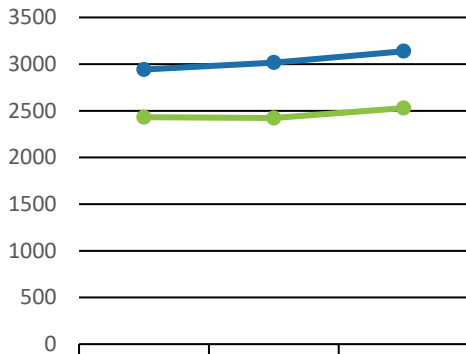
"AG Cases" refers to cases in which an educator requests an administrative hearing to challenge the recommendation for discipline made by the Committee. An administrative hearing is an evidentiary proceeding where an administrative law judge hears and rules on the evidence. The Commission is represented in these hearings by the Office of the Attorney General (AG). The number of cases where the AG is representing the Commission is shown in the last graph. The number of cases currently at the administrative hearing stage is 160.

Next Steps

DPP is committed to work that is critical to public service and the Commission's mission. DPP continues to maintain a steady case production, while at the same time ensuring quality case preparation for the Committee.

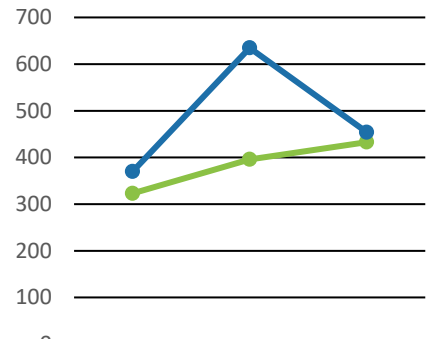
DPP Monthly Dashboards

Total Cases



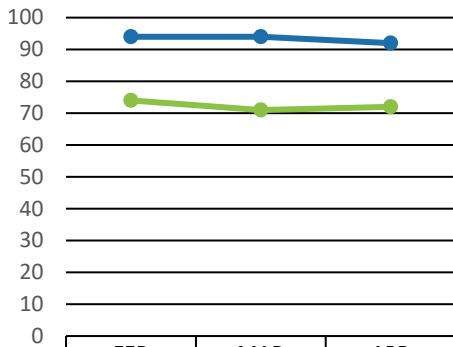
	FEB	MAR	APR
2021-22	2431	2423	2529
2022-23	2942	3017	3139

Cases Opened



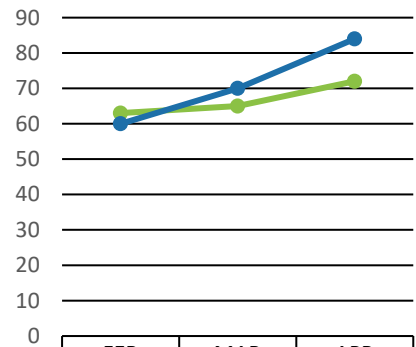
	FEB	MAR	APR
2021-22	323	396	433
2022-23	370	635	454

Initial Review Cases



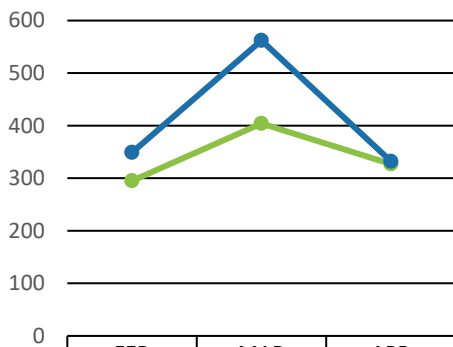
	FEB	MAR	APR
2021-22	74	71	72
2022-23	94	94	92

Formal Review Cases



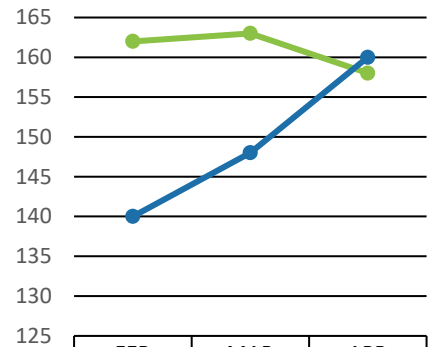
	FEB	MAR	APR
2021-22	63	65	72
2022-23	60	70	84

Cases Closed



	FEB	MAR	APR
2021-22	295	404	327
2022-23	349	562	332

Attorney General Cases



	FEB	MAR	APR
2021-22	162	163	158
2022-23	140	148	160