
3A

Information

Professional Practices Committee

Division of Professional Practices Workload Report

Executive Summary: This agenda item provides a report on the Division of Professional Practices' current workload.

Recommended Action: For information only

Presenter: Gil Gonzalez, Staff Services Manager, Division of Professional Practices

Strategic Plan Goal

I. Educator Quality

- d) Effectively, efficiently, and fairly monitor the fitness of all applicants and credential holders to work with California students.

Division of Professional Practices Workload Report

Introduction

To increase its oversight of the work of the Division of Professional Practices (DPP), in 2011 the Commission on Teacher Credentialing (Commission) directed staff to present information about DPP's workload as part of the Commission's agenda.

Highlights from the April 2019 Statistics

The Commission's dashboard reports on six key measurements in line-graph form, showing both current year numbers as well as prior year numbers for comparison purposes.

The "Total Cases" are the number of open cases within DPP, including cases in the Intake Unit, before the Committee of Credentials (Committee), pending before the Commission, and pending an administrative hearing. At the end of April, the caseload was 2,666 and within the new normal range of 2,600-2,800 cases, but still above the previous range of 2,400-2,600 cases.

"Cases Opened" are new cases received during the month, from all sources, including criminal arrest notices, district reports, affidavits, and educators who self-report misconduct. In April, staff opened 419 cases, which is within the normal range of 400-500 cases per month.

As can be seen in the "Initial Review Cases" and the "Formal Review Cases," the Committee continues to effectively handle the large number of cases under consideration. The numbers in these two charts reflect the number of cases reviewed by the Committee at its three-day meeting in April. The two-step process (initial review and formal review) is required by statute.

"Cases Closed" is the number of matters closed in April by Commission action, Committee action or closed by staff where the Commission has given formal delegation of authority (i.e. single alcohol offenses that do not involve schools, minors, or publicity). In April, 490 cases were closed, which is also within the normal range of 400-500 cases per month.

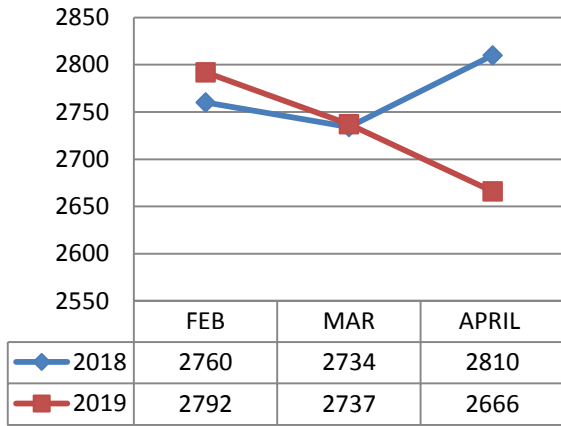
"AG Cases" refer to cases in which an educator requests an administrative hearing to challenge the recommendation for discipline made by the Committee. An administrative hearing is an evidentiary proceeding where an administrative law judge hears and rules on the evidence. The Commission is represented in these hearings by the Office of the Attorney General (AG). The number of cases where the AG is representing the Commission is shown in the last chart. The number of cases currently at the administrative hearing stage is 133.

Workload Conclusion

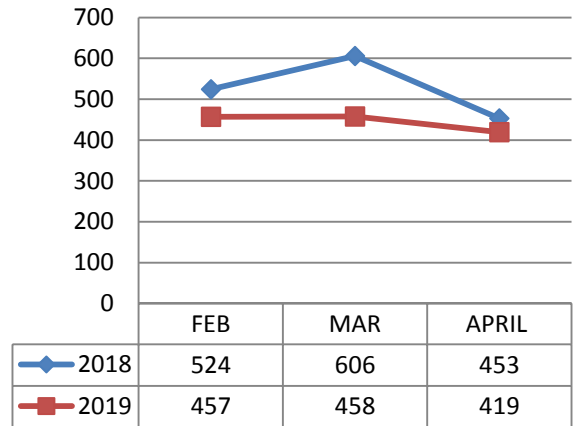
DPP is committed to work that is critical to public service and the Commission's mission. Case numbers as represented by the dashboards continue to be within the new normal range. DPP continues to maintain steady case production, while at the same time ensuring quality case preparation for the Committee.

DPP Monthly Dashboard Reports

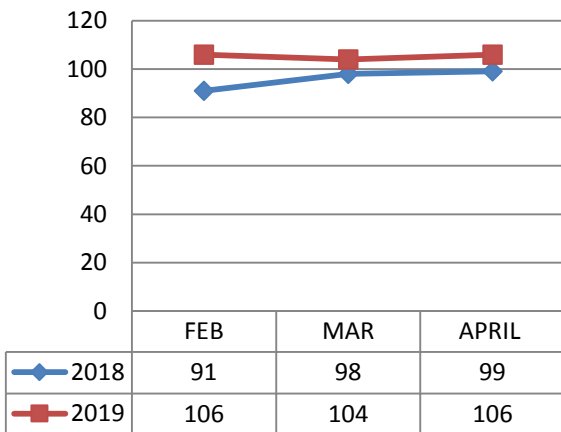
Total Cases



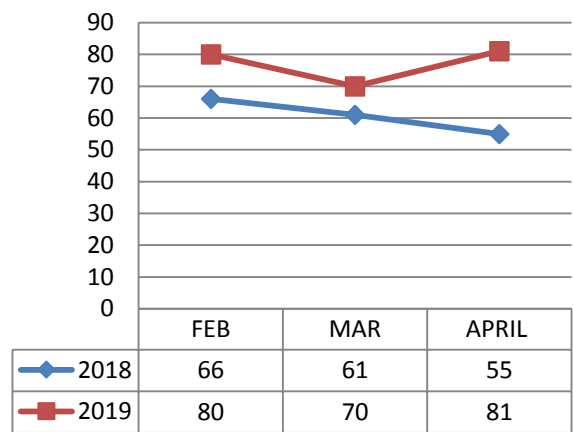
Cases Opened



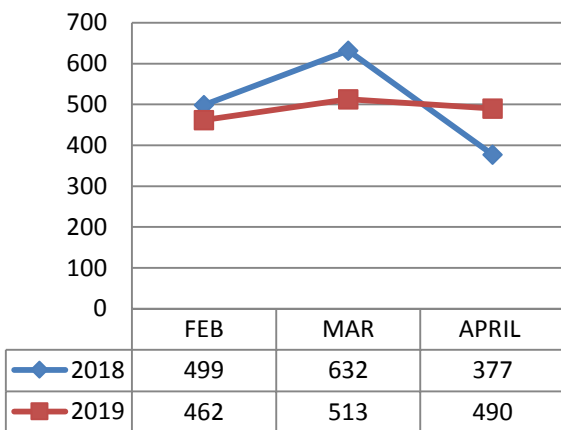
Initial Review Cases



Formal Review Cases



Cases Closed



AG Cases

